



JOHNSON COUNTY, INDIANA



2023

**Americans with Disabilities Act
Self-Evaluation and Transition Plan**

Table of Content

I. Introduction.....	3
II. Non-Discrimination Policy	3
III. Public Notice.....	3
IV. Responsible Official	4
V. Self-Evaluation	5
VI. Department Focus	5
VII. Public Outreach.....	6
VIII. Phasing of Corrections.....	6
IX. Public Right of Way	8
X. Financial Plan and Schedule	10
XI. Undue Burden and Funding Availability.....	11
XII. Transition Plan Management	11

Appendix List

Appendix A – Resolution Adopting ADA	
Appendix B – ADA Statement	
Appendix C – Grievance Procedure	
Appendix D – County Questionnaire	
Appendix E –Facilities Physical Barriers Reports	
Appendix F –Right-Of-Way Reports	
Appendix G – Public Outreach	
Appendix H – Polling Places	
Appendix I – Johnson County Organizational Chart	

I. INTRODUCTION

The Americans with Disabilities Act (“ADA”) was enacted on July 26, 1990 by President George H.W. Bush, and updated on September 14, 2010 by President Barack Obama. The ADA provides comprehensive civil rights protections to individuals with disabilities in the areas of employment, state and local government services, public accommodations, and telecommunications.

The Title II regulations are similar and based on the earlier Rehabilitation Act of 1973 enacted by President Richard Nixon. Section 504 of the Act, codified at 29 U.S.C. § 794, as amended prohibits discrimination based on disability in federally assisted programs and activities stating:

“No otherwise qualified individual with a disability in the United States . . . shall, solely by reason of her or his disability, be excluded from participation in, be denied the benefits of, or be subjected to discrimination under any program, service or activity receiving federal financial assistance or under any program or activity conducted by any Executive agency or by the United States Postal Service.”

To assist with the ongoing process of ensuring ADA compliance, Johnson County developed the following 2023 Transition Plan that updated and incorporated the previous Transition Plan.

II. NON-DISCRIMINATION POLICY

Pursuant to the requirements of Section 504 of the Rehabilitation Act of 1973, Pub. L. No. 93-112, 87 Stat. 355, Johnson County is committed to assuring that no disabled or otherwise handicap person shall, solely by reason of disability, be excluded from participation in, be denied the benefits of or otherwise be subjected to discrimination, including discrimination in employment, under any program or activity that receives or benefits from federal financial assistance. Johnson County further assures every effort will be made to ensure nondiscrimination in all of its programs and activities, *regardless* of the funding source.

III. PUBLIC NOTICE

Title II **28 CFR PART 35, Section 35.106** of the ADA requires a public entity to disseminate sufficient information to applicants, participants, beneficiaries, and other interested persons to inform them of the rights and protections afforded by the ADA and this regulation. In providing the notice, a public entity must comply with the requirements for effective communication in Section 35.160. The preamble to that section gives guidance on how to effectively communicate with individuals with disabilities. Based on this requirement, Johnson County makes much of its information about services, programs, and activities available to the public by posting it on the Johnson County website where people can easily access information seven days a week, 24 hours a day. Johnson County provides individuals with disabilities equal

access by complying with Web Content Accessibility Guidelines (WCAG) 2.0 standards and by making web pages available in text format for individuals who use screen readers. In addition, Johnson County strives to provide notices regarding ADA to inform the public of their rights and opportunities to ensure accessibility, including signage directing the public to accessible routes and entrances whenever possible. Individuals with questions about the accessibility of the County's website should contact County ADA Coordinator Barbara Davis who will coordinate with the Web Master and Facilities Maintenance Director regarding any needed accessibility alterations. The most current version of the Johnson County ADA Transition Plan will be posted on the County's Website at: <https://co.johnson.in.us> and will also be made available in the Auditor's Office.

IV. RESPONSIBLE OFFICIAL

The ADA regulations under **28 CFR 35.107 (a)** require any public entity with fifty or more employees to designate at least one employee to coordinate ADA compliance. Federal regulations require public entities to make available to interested persons the name, office address and telephone number of the ADA Coordinator. The ADA Coordinator's role is to plan, coordinate, organize, facilitate, and promote compliance efforts. The Coordinator responds to requests for accommodations or barrier removal. The Coordinator also receives and investigates complaints and grievances.

The County, through its ADA Coordinator, will provide all employees with annual reminders about the ADA requirements with links to instructional information, and any pertinent information regarding any changes to the ADA law since the initial plan or the previous year. Additionally, the ADA Coordinator will annually update the report to list items not previously reported and items that have been resolved. A list of requests for reasonable accommodations and a list of grievances will also be included in the transition plan on a continuous basis, but grouped by year reported.

The Johnson County Commissioners appointed the County Coordinator, Barbara Davis, as the ADA Coordinator effective December 19, 2011, by consensus of the County Commissioners at a regular meeting. Activities related to ADA compliance should be directed to the Coordinator, and each County department should designate a liaison for ADA issues and publicize the identity of this person. Ms. Davis's information is listed on the County website and can be reached at:

Barb Davis
Johnson County Coordinator
86 West Court Street, Franklin, IN 46131
Direct: 317-346-4329
Fax: 317-736-8066 I
bdavis@co.johnson.in.us

V. SELF EVALUATION

Title II of ADA, **28 CFR. Part 35 Sec. 35.105** and **Sec. 35.150** requires local government agencies, including counties, to conduct a self-evaluation of its facilities and develop a Transition Plan to ensure the county is ADA compliant. The purpose of the county self-evaluation of government entities is to identify all the physical barriers in the County that exist currently in order to create a schedule and priority list for removing said barriers. Johnson County compiled an updated list for 2023 of all of its public programs, services, activities, facilities, sidewalk and probable/existing curb ramp locations to ensure that people with disabilities have equal access to said public programs, services, activities, facilities, sidewalk and probable/existing curb ramps locations. The County Transition Plan should address the following aspects of accessibility:

- Evaluate the County's current policies and practices concerning ADA compliance, identify shortcomings, and appropriately modify according to a schedule, any policies and practices that do not meet ADA standards.
- When appropriate, take remedial action to eliminate effects of previous discriminatory policies or practices.
- Establish a review system for updating compliance and evaluation procedures and provide the name of the official responsible for the Transition Plan's implementation.
- Identify steps taken during each year towards achieving ADA compliance within the Transition Plan.
- Provide opportunity for interested public to participate and develop the Transition Plan.

VI. DEPARTMENT FOCUS

In addition to the comprehensive review of accessibility at all public areas of county facilities, a questionnaire was distributed to the County department heads requesting information regarding current accommodations that are available to the public that visit the facility as one measure to determine their level of ADA compliance (see **Appendix D**). Key items reviewed within each department included ADA-specific training of employees, past interaction and accommodation of persons with disabilities, review of publications produced by each department, and staff suggestions to help them accommodate persons with disabilities. The level of investigation into the operations of the various departments was generally consistent with the amount of interaction with the public and the extent of the public programs offered by each

The results of the self-evaluation identified a County employee eagerness to assist the public in their ADA accessibility issues. County employees requested a need for highlighting ADA deficiencies within the County and a need for additional training to properly address said issues. Typical accommodation examples included County employees providing physical assistance to the public while at the facility and providing written or Braille materials for the hearing, visual or speech impaired, etc. Following this review, the ADA Coordinator followed up with specific County department heads who expressed interest in additional information to better understand their responses and the operation of their department concerning compliance with the ADA.

Likewise, recommendations were made by the County ADA coordinator, and will be continually reviewed, to improve accessibility of programs for each department. The findings and recommendations suggested by County department heads will provide the basis for the implementation of specific improvements for providing access to County programs moving forward.

VII. PUBLIC OUTREACH

Public participation for the implementation of the 2023 Transition Plan is extremely important, is critical to the success of the endeavor, and is required under the ADA. As a result, a draft Transition Plan was made available on the County's website, at the County Annex in the Commissioners/ADA Coordinator's Office and the Franklin Branch of the Public Library for public review and comment from May 22, 2023 until June 6, 2023. A public meeting was also held on June 5, 2023 at 5:30 p.m. in the ADA accessible County Annex Building. Despite advanced notice, no members of the general public were in attendance. Comments could also be provided via e-mail as advertised and posted, yet no comments were received. The County placed the 2023 ADA Transition Plan on the website in RTF format and will coordinate with their website designer for future ADA compliance. No other comments were received by the ADA coordinator regarding the 2023 ADA Transition Plan. The final Transition Plan was then submitted to the County Commissioners for public hearing and adoption at its regular meeting on June 12, 2023. The 2023 Transition Plan will continue to be available in the Auditor's office as well as online on the County's website. Because this plan is a living document and will continue to be evaluated and analyzed for ADA compliance, the public is encouraged to utilize the grievance and comment procedures moving forward.

VIII. PHASING OF CORRECTIONS

Since 2015, Johnson County has continued its phased implementation of the required corrections to remove all barriers at County-owned facilities and programs as the County has limited funds and cannot immediately make all facilities fully compliant with ADA standards. However, since 2015, the ADA Coordinator has worked with the Johnson County Commissioners and Johnson County Council to make funding available to implement the most urgent improvements to ensure all programs are accessible as soon as possible. The County has continued to set aside budgetary funds each year for specific use on ADA compliance criteria and Johnson County is committed to becoming ADA compliant within the confines of preserving existing programs and services to all and budgetary limitations. Note that actual phasing, transitioning of improvements, etc., can be impacted by a number of factors that may be unknown currently, as well as economic conditions, grant opportunities, etc.

In 2015, a baseline criteria was established to develop a starting point for ranking the deficient facilities identified during self-evaluation. Site priorities were determined by evaluating each site's level of use, social need, civic function, and the general uniqueness of the site. At the time of the development of this report in 2023, few public complaints had been received about

County-owned facilities. Complaints were not used as criteria to determine the phasing of improvements for any particular site, though future complaints could be the basis for funding improvements.

Each of these criteria detailed in **Appendix E** is assumed to have equal weight and no priority over another:

- **Level of Use:** Is the facility utilized quite frequently and by a large cross-section of the public?
- **Social Need:** Does the facility provide a social service or program for less fortunate or transient citizens?
- **Civic Function:** Does the facility provide access to civic programs and services that implement the civil and political rights provided by the government?
- **General Uniqueness of the Site:** Does the building, facility, or site provide a distinct program or service that cannot occur at a different location or facility?

All barriers are not equal in the impact they have on persons with disabilities to have equal access to County facilities or programs. As a result, a prioritization was completed, as found in **Appendix E**, with input from applicable departments to identify a ranking system to utilize when determining which capital improvements need to be considered first and those that could be implemented in subsequent years. The County's assignment of barrier removal priorities is intended to facilitate ongoing public review and to address specific concerns of the local disabled community. The timing of the improvements by site will be determined by the County based on public input, general need, and budgetary allowances. In general, the required physical improvements to meet ADA specifications at County facilities were reviewed and categorized as follows:

- **High priority** barriers prohibit access for disabled persons, make access extremely troublesome, or present safety hazards to all users. These barriers likely do not have acceptable alternative routes or treatments to overcome the barrier. Typically these barriers are significant obstacles located at entry walks and doors, interior corridors, curb ramps, restrooms, and transaction and information counters.
- **Medium priority** barriers partially prohibit access or make access quite difficult for disabled persons. For medium priority barriers, alternative routes or treatments to overcome the barrier may or may not exist. Typically these barriers are obstacles to amenities such as secondary entry points, light switches, vending machines, and drinking fountains. Medium priority barriers may also be barriers which are significant obstacles prohibiting access but for which alternative access is available or assistance is readily available to navigate around the barrier. The presence of the medium priority barrier possibly causes a minor danger to a disabled person who is attempting to use the facility.
- **Low priority** barriers typically do not limit access to facilities or services for disabled persons. For low priority barriers, alternative routes or treatments are typically available or assistance can be provided to overcome the barrier. It is not likely that the presence of

a low priority barrier would cause a danger to a disabled person who is attempting to use or access the facility.

IX. PUBLIC RIGHT OF WAY

The County's Public Right of Way (ROW), through the Johnson County Highway Department, used mapping to identify locations of all sidewalks and curb ramps within the County limits. These pedestrian facilities were then inventoried and assessed using the Proposed Accessibility Guidelines for Pedestrian Facilities in the Public Right-of-Way (PROWAG), dated July 26, 2011, as published by United States Access Board. Data collection was completed using Apple iPads and software to record the location of each data collection point, the numerical data, and to correlate the data with a photo of the facility inventoried. The GeoJot application by GeoSpatial Experts was used for data collection. The GeoJot application provided a platform for the creation of ADA specific attribute lists to track inventory data.

Upon completion of the Inventory and Assessment, the data collected was compiled into data sheets for each data collection point or location and are attached hereto in **Appendix F**. Throughout the self-evaluation for the public rights of way, 'location' refers to a single data collection point. This may be a block, a portion thereof with logical stopping point, such as an alley or area with no sidewalk present, curb ramp, intersection or non-roadway related portion of public ROW. Each location was reviewed for compliance with each criterion required within the PROWAG (or ADAAG as applicable). A barrier ranking (High, Medium, or Low priority) was assigned to the location. Each location was then assigned a cost parameter based on the amount of modification or reconstruction required to achieve accessibility.

The self-evaluation of the public ROW in **Appendix F** analyzes factors such as level of use, degree of danger posed, complaints or requests for repair received, and other factors. These factors can be grouped into two categories.

- **Contributing contextual factors** account for use patterns and distribution in relation to county services, residential zones, and other public services. More specifically:
 - **Areas of High Pedestrian Activity** – High priority areas include areas with high levels of pedestrian traffic. These included, but are not limited to, those areas adjacent to downtown, schools, community centers, churches, public transportation hubs, retail centers, and parks.
 - **Areas with a Higher Concentration of persons with disabilities** – High priority areas include senior centers, assisted living communities, and areas adjacent to medical facilities.
 - **Areas of High Volume Streets** – High priority areas include the pedestrian facilities along major arterial streets. These are frequently the connectors between residential areas and destinations such as shopping centers, employment, and medical centers.

- **Areas accessing Places of Public Accommodation** – High priority areas include those pedestrian facilities serving local government offices and facilities, such as municipal office buildings, public libraries, and community centers.
- **Physical Impedance factors** include the actual physical characteristics of the specific right-of-way feature and the severity of the barrier to use. More specifically:
 - **High priority** - High priority areas include areas with conditions that make travel difficult or impossible for the independent pedestrian and affect the ability of persons with disabilities to access or use a facility or program, or are generally hazardous conditions to any pedestrian. These included, but are not limited to, missing curb ramps, steep slopes, particularly cross slopes impacting lateral balance, changes in level over 1”, and fixed obstructions limiting vertical and horizontal clearance, trip hazards, extreme slopes, and major obstructions and protrusions.
 - **Medium priority** – Medium priority areas include areas with conditions that make travel moderately difficult, but passable and affect the quality of usage for persons with disabilities to a greater extent than that afforded the non-disabled. These included, but are not limited to, moderate deviations in running and cross slopes, changes in level ½” to 1”, obstructions that allow tight passage, landing and PAR width deviations.
 - **Low priority** – Low priority areas include areas with conditions that deviate from codes and standards but alternative means of use may be available to provide equal access or opportunities. In low priority areas, conditions may be an inconvenience, but neither travel nor safety is greatly impacted. These areas allow significant usability and independent travel is possible in most cases. These included, but are not limited to, minor deviations in running and cross slopes, changes in level, landings and PAR width deviations, and presence of standard elements such as detectable warnings not in compliance with guidelines.

At this time, the majority of County owned pedestrian ROW facilities are within subdivisions. Few are connected to a larger network or providing access to areas offering County services. As such, these factors had minimal impact on the barrier rankings. Continued growth and interconnectivity will occur and as such locations of governmental facilities, commercial centers, and densities of residential development will also change over time. Therefore, contextual factors are continually reevaluated to accommodate the current greatest need for improvements at time of implementation.

While the ADA does not require pedestrian facilities in the absence of a pedestrian route, it does require that pedestrian facilities, when newly constructed or altered, be accessible. Pedestrian facilities would include, but not be limited to, sidewalks, curb ramps, pedestrian signals, and sign furnishings. The majority of County construction projects do not include pedestrian facilities. Any future requests for pedestrian facilities necessitate an assessment of current conditions and needs in order to be considered for implementation.

X. FINANCIAL PLAN AND SCHEDULE

The costs to remove barriers by priority for each site are shown in and detailed for each facility in **Appendix E and F**. In 2015, a 30 year time frame for compliance was identified to determine an average allotted annual budget specifically to address compliance assuming current ADA standards and guidelines are not modified and funding is available each budget cycle to make the necessary improvements. For some sites, the total cost of construction for the corrections requires that they be spread out over two or more phases. Johnson County has the right to modify the priorities based on funding levels and changes in County programs, activities, and services to have flexibility in accommodating community requests and complaints. Interim resolutions, such as assigning aids, temporary signing for alternate routes or sites, and modifications of programs, activities, and services may be implemented at the County's discretion to handle existing insufficiencies or access complaints received.

All costs noted in **Appendix E and F** are 2023 cost opinions. These cost opinions are subject to change based on market conditions, economic conditions, inflation, material selection, etc. Multiple phases of projects, multiple bidding packages, design parameters, etc. all have an impact on project costs that cannot be finitely identified in a study with this level of detail and uncertainty related to funding. Based on the costs developed to address the architectural and engineering improvements required to fully comply with ADA Standards for Accessible Design (ADASAD) and Proposed Accessibility Guidelines for Pedestrian Facilities in the Public Right-of-Way (PROWAG) standards, more than **\$6,518,797.00**, in improvements would be required (2023 costs) to achieve ADA compliance at all of the County subdivisions, building facilities, and parks. It is important to note at this point that many of the noted deficiencies are not significant barriers to access and some improvements are not required until such time as a major building renovation is completed. It must also be mentioned that the cost to correct significant non-compliant items cannot be determined based on the scope of the ADA self-evaluation. Additional investigation is needed to evaluate the various options and likely will include a review of other codes (plumbing, electrical, etc.) and possibly also review of the feasibility of removing walls (i.e., structural engineering review). Costs provided are estimated based on information available from the self-evaluation and may not account for hidden items not readily visible which may impact costs (e.g., lack of backer boards where toilet grab bars need to be relocated, would require drywall removal and replacement that is not included in noted costs). In some cases, the cost identified is for a specific solution and there are often multiple options with costs that can be quite variable.

In 2015, Johnson County set a goal for implementing all of the recommended improvements within a 30-year time frame and allotted an annual budget of approximately **\$27,205** (in 2014 dollars) to bring all of the County facilities evaluated in **Appendix E** of this report up to current ADA standards (no inflation included). These costs do not include any costs associated with training of staff, staff time related to training or overseeing implementation, etc. The costs associated with public right of way subdivision ADA compliant improvements are significantly higher than the costs associated with the county facilities due to the high costs of

road repairs in general. As a result, the County Highway Department is handling those ADA compliance improvements as the roads themselves have needed repaired on a case by case basis.

XI. UNDUE BURDEN AND FUNDING AVAILABILITY

The ADA does not require action that Johnson County demonstrates would result in a fundamental alteration in the nature of a program or activity, would create a hazardous condition for other people, or would represent an undue financial or administrative burden. This determination can only be made by the ADA Coordinator, department head, or designee and must be accompanied by a statement citing the reasons for reaching that conclusion. The determination that an undue financial or administrative burden would result will be based on an evaluation of all resources available for use in a program.



In the event of an undue burden, the County will consider alternative options for providing the benefits and services of the program and/or activity to individuals with disabilities. Johnson County will continue to implement their phasing of corrections within the right-of-way and its facilities per budgetary allowances. Likewise, accessibility improvements that can be made through general maintenance of County facilities (e.g. signage, clear pathways, relocation of restroom fixtures, etc.), or as part of the regular administrative duties of department staff (e.g. providing documents in alternate forms, training, website improvements, etc.) will typically be completed first; with larger capital improvement projects being completed when necessary funding is available. In addition, the County will actively look for grants and other sources of funds from various programs available.

XII. TRANSITION PLAN MANAGEMENT

This Johnson County ADA Transition Plan is a living document that will be updated and adopted on a regular basis, as appropriate, on a three year cycle. Additionally, at the recommendation of the ADA Coordinator, the update schedule and or the plan itself may be altered at the discretion of the Johnson County Board of Commissioners.

Appendix A
Resolution Adopting ADA

RESOLUTION 2011- 15

A RESOLUTION OF THE BOARD OF COMMISSIONERS OF JOHNSON COUNTY,
INDIANA
ADOPTING THE AMERICANS WITH DISABILITIES ACT (ADA)
ADA COORDINATOR AND PROCEDURES

WHEREAS, the Federal government enacted the Americans with Disabilities Act of 1990 (ADA) to prevent discrimination of the physically and mentally disabled relating to employment and access to public facilities; and

WHEREAS, in compliance with Title II of the ADA the Board of Commissioners of Johnson County shall name an ADA Coordinator; and

WHEREAS, in compliance with Title II of the ADA the Board of Commissioners of Johnson County shall adopt a grievance procedure for resolving complaints alleging violation of Title II of the ADA; and

WHEREAS, in compliance with Title II of the ADA the Board of Commissioners of Johnson County shall publish notice to the public regarding the ADA;

WHEREAS, in compliance with Title II of the ADA the Board of Commissioners of Johnson County shall post the ADA coordinator's name, office address, and telephone number along with the ADA Notice and ADA grievance procedure on its website.

NOW, THEREFORE, BE IT RESOLVED by the Board of Commissioners of Johnson County, Indiana:

The County Coordinator is designated as the ADA Coordinator for Johnson County.

The Notice under the Americans with Disabilities Act, a copy of which is attached hereto, is adopted as the Johnson County Government Notice under the Americans with Disabilities Act.

The Johnson County Government Grievance Procedure under the Americans with Disabilities Act, a copy of which is attached hereto, is adopted as the grievance procedure for addressing complaints alleging discrimination on the basis of disability in the provision of services, activities, programs or benefits by Johnson County Government.


In compliance with Federal and State laws as set forth above, the Johnson County Board of Commissioners resolves to post the required information regarding the ADA coordinator, Notice under the Americans with Disabilities Act, and Johnson County Government Grievance Procedure under the Americans with Disabilities Act on its website and at such other locations as may be determined from time to time.

PASSED, APPROVED AND ADOPTED this 19th day of December, 2011.


John L. Price, Chairman


Thomas A. Kite, Commissioner

Absent
Troy A. DeHart, Commissioner


ATTEST: Janice D. Richhart, Auditor

RESOLUTION 2011- 16

A RESOLUTION OF THE BOARD OF COMMISSIONERS OF JOHNSON COUNTY,
INDIANA
ADOPTING THE AMERICANS WITH DISABILITIES ACT (ADA)
ACCESSIBILITY GUIDELINES FOR STANDARDS FOR ACCESSIBLE DESIGN
AND
GUIDELINES FOR PEDESTRIAN FACILITIES IN THE PUBLIC RIGHT-OF-WAY

WHEREAS, the Federal government enacted the Americans with Disabilities Act of 1990 (ADA) to prevent discrimination of the physically and mentally disabled relating to employment and access to public facilities; and

WHEREAS, Title II of the ADA requires that municipalities adopt the Americans with Disabilities Standards for Accessible Design that provide accessibility, through proposed structural modifications to remove accessibility barriers; and

WHEREAS, Title II of the ADA recommends that municipalities adopt the Americans with Disabilities Guidelines for Pedestrian Facilities in the Public Right-of-Way that provide accessibility, through proposed structural modifications to remove accessibility barriers; and

WHEREAS, the United States Department of Justice recently modified the ADA Standards for Accessible Design and the Guidelines for Pedestrian Facilities in the Public Right-of-Way in 2010 and 2011, respectively; and

WHEREAS, the Johnson County Board of Commissioners remains committed to the ADA and the elimination of barriers to public facilities; and


NOW, THEREFORE, BE IT RESOLVED that the Johnson County Board of Commissioners hereby adopts the 2010 Americans with Disabilities (ADA) Standards for Accessible Design and 2011 Guidelines for Pedestrian Facilities in the Public Right-of-Way.

PASSED, APPROVED AND ADOPTED this 19th day of December, 2011.


John L. Price, Chairman

ATTEST:


Thomas A. Kite, Commissioner


Janice D. Richhart, Auditor

Absent
Troy A. DeHart, Commissioner

b(6)+H

RESOLUTION 2013-2

**A RESOLUTION OF THE BOARD OF COMMISSIONERS
OF JOHNSON COUNTY, INDIANA
ADOPTING TITLE VI OF THE 1964 CIVIL RIGHTS ACT, DESIGNATING A TITLE
VI COORDINATOR, AND ESTABLISHING TITLE VI GRIEVANCE PROCEDURES**

WHEREAS, the Federal government enacted Title VI of the 1964 Civil Rights Act (Title VI) to prohibit discrimination on the basis of race, color, or national origin, and to ensure that federal financial assistance to local units of government is not used in connection with such discrimination; and

WHEREAS, all persons who come into contact with Johnson County Government are entitled to receive equal treatment, equal access, equal rights, and equal opportunities without regard to their race, color, or national origin;

WHEREAS, in compliance with Title VI, the Board of Commissioners of Johnson County shall name a Title VI Coordinator; and

WHEREAS, in compliance with Title VI, the Board of Commissioners of Johnson County shall adopt a grievance procedure for resolving complaints alleging violation of Title VI; and

WHEREAS, in compliance with Title VI, the Board of Commissioners of Johnson County shall publish notice to the public regarding Title VI;

NOW, THEREFORE, BE IT RESOLVED by the Board of Commissioners of Johnson County, Indiana:

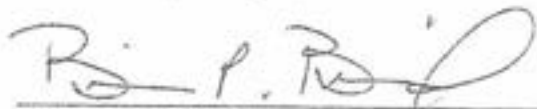
The County Coordinator is designated as the Title VI Coordinator for Johnson County.

A notice of the County's commitment to comply with Title VI shall be posted at Johnson County Government locations and shall be accessible on the County's website at www.co.johnson.in.us.

The Johnson County Government Grievance Procedure under Title VI, a copy of which is attached hereto, is adopted as the grievance procedure for addressing complaints alleging discrimination on the basis of race, color, or national origin in the provision of services, activities, programs, or benefits by Johnson County Government.

In compliance with Federal and State laws as set forth above, the Johnson County Board of Commissioners resolves to post the required information regarding the Title VI coordinator, notice under Title VI, and the Johnson County Government Title VI grievance procedure on its website and at such other locations as may be determined from time to time.

PASSED, APPROVED, AND ADOPTED by the Johnson County Board of Commissioners this 26th day of August, 2013.




Brian P. Baird, Chair



Thomas A. Kite, Member



Ronald H. West, Member



ATTEST: Janice D. Richhart, Auditor

Appendix B

ADA Statement



NOTICE UNDER THE AMERICANS WITH DISABILITIES ACT

In accordance with the requirements of title II of the Americans with Disabilities Act of 1990 ("ADA"), Johnson County Government will not discriminate against qualified individuals with disabilities on the basis of disability in its services, programs, or activities.

Employment: Johnson County Government does not discriminate on the basis of disability in its hiring or employment practices and complies with all regulations promulgated by the U.S. Equal Employment Opportunity Commission under title I of the ADA.

Effective Communication: Johnson County Government will generally, upon request, provide appropriate aids and services leading to effective communication for qualified persons with disabilities so they can participate equally in Johnson County Government's programs, services, and activities, including qualified sign language interpreters, documents in Braille, and other ways of making information and communications accessible to people who have speech, hearing, or vision impairments.

Modifications to Policies and Procedures: Johnson County Government will make all reasonable modifications to policies and programs to ensure that people with disabilities have an equal opportunity to enjoy all of its programs, services, and activities. For example, individuals with service animals are welcomed in Johnson County Government's offices, even where pets are generally prohibited.

Anyone who requires an auxiliary aid or service for effective communication, or a modification of policies or procedures to participate in a program, service, or activity of Johnson County Government should contact the office of the County Coordinator, 86 West Court Street, Franklin, Indiana, 46131, as soon as possible but no later than 48 hours before the scheduled event.

The ADA does not require the Johnson County Government to take any action that would fundamentally alter the nature of its programs or services, or impose an undue financial or administrative burden.

Complaints that a program, service, or activity of Johnson County Government is not accessible to persons with disabilities should be directed to the County Coordinator, 86 West Court Street, Franklin, Indiana, 46131.

Johnson County Government will not place a surcharge on a particular individual with a disability or any group of individuals with disabilities to cover the cost of providing auxiliary aids/services or reasonable modifications of policy, such as retrieving items from locations that are open to the public but are not accessible to persons who use wheelchairs.

Appendix C

Grievance Procedure



Johnson County Government Grievance Procedure under The Americans with Disabilities Act

This Grievance Procedure is established to meet the requirements of the Americans with Disabilities Act of 1990 ("ADA"). It may be used by anyone who wishes to file a complaint alleging discrimination on the basis of disability in the provision of services, activities, programs, or benefits by Johnson County Government. The County's Personnel Policy governs employment-related complaints of disability discrimination.

The complaint should be in writing and contain information about the alleged discrimination such as name, address, phone number of complainant and location, date, and description of the problem. Alternative means of filing complaints, such as personal interviews or a tape recording of the complaint, will be made available for persons with disabilities upon request.

The complaint should be submitted by the grievant and/or his/her designee as soon as possible but no later than 60 calendar days after the alleged violation to:

**County Coordinator
ADA Coordinator
86 West Court Street, Franklin, IN 46131**

Within 15 calendar days after receipt of the complaint, the County Coordinator or assigned designee will meet with the complainant to discuss the complaint and the possible resolutions. Within 15 calendar days of the meeting, the County Coordinator or assigned designee will respond in writing, and where appropriate, in a format accessible to the complainant, such as large print, Braille, or audio tape. The response will explain the position of Johnson County Government and offer options for substantive resolution of the complaint.

If the response by the County Coordinator or assigned designee does not satisfactorily resolve the issue, the complainant and/or his/her designee may appeal the decision within 15 calendar days after receipt of the response to the Johnson County Board of Commissioners or assigned designee.

Within 15 calendar days after receipt of the appeal, the Johnson County Board of Commissioners or assigned designee will meet with the complainant to discuss the complaint and possible resolutions. Within 15 calendar days after the meeting, the Johnson County Board of Commissioners or assigned designee will respond in writing, and, where appropriate, in a format accessible to the complainant, with a final resolution of the complaint.

All written complaints received by the County Coordinator or assigned designee, appeals to the Johnson County Board of Commissioners or assigned designee, and responses from these two offices will be retained by Johnson County Government for at least three years.



Johnson County Government Grievance Procedure under Title VI of the 1964 Civil Rights Act

This Grievance Procedure is established to meet the requirements of Title VI of the 1964 Civil Rights Act ("Title VI"). It may be used by anyone who wishes to file a complaint alleging discrimination on the basis of race, color, or national origin, including limited English proficiency, in the provision of services, activities, programs, or benefits by Johnson County Government. The County's Personnel Policy governs employment-related complaints of such discrimination.

The complaint should be in writing and contain information about the alleged discrimination such as name, address, phone number of complainant and location, date, and description of the problem. Alternative means of filing complaints, such as personal interviews or a tape recording of the complaint, will be made available upon request.

The complaint should be submitted by the grievant and/or his/her designee as soon as possible but no later than 60 calendar days after the alleged violation to:

**County Coordinator
Title VI Coordinator
86 West Court Street, Franklin, IN 46131**

Within 15 calendar days after receipt of the complaint, the County Coordinator or assigned designee will meet with the complainant to discuss the complaint and the possible resolutions. Within 15 calendar days of the meeting, the County Coordinator or assigned designee will respond in writing, and where appropriate, in a format accessible to the complainant, such as large print, Braille, or audio tape. The response will explain the position of Johnson County Government and offer options for substantive resolution of the complaint.

If the response by the County Coordinator or assigned designee does not satisfactorily resolve the issue, the complainant and/or his/her designee may appeal the decision within 15 calendar days after receipt of the response to the Johnson County Board of Commissioners or assigned designee.

Within 15 calendar days after receipt of the appeal, the Johnson County Board of Commissioners or assigned designee will meet with the complainant to discuss the complaint and possible resolutions. Within 15 calendar days after the meeting, the Johnson County Board of Commissioners or assigned designee will respond in writing, and, where appropriate, in a format accessible to the complainant, with a final resolution of the complaint.

All written complaints received by the County Coordinator or assigned designee, appeals to the Johnson County Board of Commissioners or assigned designee, and responses from these two offices will be retained by Johnson County Government for at least three years.

Appendix D

County Questionnaire

County Program Department ADA Questionnaire

The Americans with Disabilities Act (ADA) requires state and local governments, businesses, and non-profit organizations to provide goods, services, and programs to people with disabilities on an equal basis with the rest of the public. Specifically, state and local governments (ADA title II entities) must ensure "program accessibility." The ADA requirements for program accessibility for state and local governments can be found in the Department of Justice's ADA Title II regulations **28 CFR Part 35.150**. To help better understand possible accessibility concerns in Johnson County programming, please complete and return the following questionnaire.

	YES	NO
1. Are you aware that Johnson County has an ADA coordinator?	___	___
2. Do you know how to contact the Johnson County ADA coordinator?	___	___
3. Are you aware of the Johnson County internal grievance procedure that allows for quick and prompt solutions for any complaints based on alleged noncompliance with ADA?	___	___
4. Are you aware of the Johnson County nondiscrimination policy?	___	___
5. Does your department have a policy that provides for notifying participants, applicants, employees, and professional organizations that you do not discriminate on the basis of disability?	___	___
6. Do you provide ongoing staff training to ensure that staff fully understands the policy of nondiscrimination on the basis of disability and can take all appropriate steps to facilitate the participation of individuals with disabilities in agency programs and activities?	___	___
7. Do you notify the public and other interested parties that auxiliary aids (sign language interpreters, readers) will be provided, upon request, to participants with disabilities?	___	___
8. Do you notify the public and other interested parties that agency meetings, board of director meetings, hearings, conferences, public appearances by elected officials, and interviews will be held in accessible locations?	___	___
9. Do you make available, upon request, written material in alternate formats for people who have disabilities? (Alternate formats include large print, Braille, and audiocassette tapes).	___	___
10. Do you have a policy and procedure for safe emergency evacuation of people with disabilities from your facility(s)?	___	___
11. When hiring new employees, does your department make pre-employment medical inquiries?	___	___
12. If the answer to Question 11 is yes, is the inquiry related to the applicant's ability to perform the job?	___	___

13. Are all applicants in the same job classification asked the same medical and/or interview questions? _____

14. During the application, interviewing, hiring, and employment process, do you provide reasonable accommodations to applicants and employees with disabilities? _____

15. Do you think your department would benefit from additional ADA training? _____

16. Are you aware of any instance where your staff has interacted with persons with disabilities and altered their normal procedures to accommodate them in some way?

Please Describe: _____

17. Do you have any specific suggestions or thoughts on how your department can better assist the disabled public in your programing? Please Describe: _____

18. What types of ADA issues do you feel that your department would most benefit from additional training? Please Describe: _____

19. What areas of ADA accessibility do you think are the most important for Johnson County to direct its focus towards future programming? Please Describe: _____

Appendix E
Facilities Physical Barriers
Reports

JOHNSON COUNTY - ADA SELF EVALUATION STUDY AND TRANSITION PLAN

FACILITY SUMMARY

Name & Location	Ownership Status	Low Priority	Medium Priority	High Priority	Total Site Cost
County Annex E 101 E Jefferson Street, Franklin	County Owned	\$6,800	\$500	\$10,000	\$17,300
Community Corrections Hospital, Franklin	County Owned	\$5,520	\$3,150	\$550	\$9,220
Courthouse Annex Court, Franklin	County Owned	\$4,360	\$11,425	\$100	\$15,885
Courthouse Annex North W. Jefferson, Franklin	County Owned	\$11,105	\$10,350	\$2,650	\$24,105
County Courthouse/Admin Building 5 E. Jefferson, Franklin	County Owned	\$42,600	\$27,690	\$40,890	\$111,180
County Extension Morton, Franklin	County Owned	\$10,930	\$1,750	\$1,650	\$14,330
County Fairgrounds Fairgrounds, Franklin	County Owned	\$57,695	\$63,110	\$17,040	\$137,845
County Highway Department 1051 Hospital Rd, Franklin	County Owned	\$9,190	\$1,530	\$2,550	\$13,270
County Parks Department Edinburgh	County Owned	\$4,780	\$6,800	\$14,300	\$25,880
Hoosier Horse Park/Johnson County Park Schoolhouse Road, Edinburgh	County Owned	\$97,860	\$106,620	\$82,650	\$287,130
Independence Park 2100 Morgantown, Greenwood	County Owned	\$7,800	\$200	\$2,000	\$10,000
Juvenile Court/Detention/Probation 1121 Hospital, Franklin	County Owned	\$17,885	\$4,000	\$5,050	\$26,935
Museum of History N. Main, Franklin	County Owned	\$7,800	\$5,840	\$3,100	\$16,740
Prosecutor's Office Calison Drive, Franklin	County Owned	\$5,950	\$2,210	\$2,100	\$10,260
Sheriff/Jail/911 Center/EMA Hospital, Franklin	County Owned	\$46,325	\$6,050	\$7,750	\$60,125
					\$0
TOTALS		\$336,800	\$251,425	\$192,580	\$780,805

NOTES:

1. The costs included are based on review of information collected by County staff and included on evaluation forms. Costs developed are based on this information, review of photographs, and clarifications of condition provided by County staff. Actual costs may not be reflected based on a number of factors and several items could not have corrective actions priced due to lack of more detailed investigation that is outside the scope of an ADA evaluation. Items such as review for compliance with other relevant codes, structural analysis, etc. may significantly alter the actual cost of corrective actions.

2. Some facilities may have inaccessible components for which costs cannot be estimated without additional detailed investigation, survey, and/or design, which is not within the scope of this plan. Those costs are noted as "TBD" on the facility appendices and are not included in the figures on those sheets or within this compiled cost estimate. Total costs shown do not include soft costs/design fees.

3. Priorities included on facility cost sheets and on this summary are based on consultant's philosophy for prioritization and is not intended to represent any minimization of importance of providing full and complete accessibility and compliance with relevant statutes and guidelines. General basis is included within the text of the Transition Plan.

4. A number of the corrective actions identified and cost included for would not be required if equal facilitation/access is provided in another manner, or changes are made to the County's procedures. Other non-compliant items have low cost alternatives until permanent solutions are implemented.

5. Costs included are only to provide compliance under Title II of the ADA and is limited to areas of County facilities open and accessible to the public at all times. This does not eliminate the need for the County to provide accessibility for employees with disabilities, as needed, to allow them to perform their required job duties.

6. Actual schedule for implementation of the Transition Plan is dependent on a number of factors unknown at the time of preparation of the Transition Plan, including, but not limited to: availability of funding with the County budget, reprioritization based on input from disabled persons, award of grants or other funding to make corrective actions, changes to the ADA Accessibility Guidelines or other guidance that is not available at this time, etc.

7. Costs do not include any costs for corrective actions at polling locations. Johnson County should continue to ensure that polling places provide full access to all voters, including those with any disability. A new survey of all current polling places is recommended to verify compliance with the 2010 ADA/ADASAD standards.

County Annex East

Data
collected
3/23

Exterior			
Item #	Description	Priority	Cost
1-1	Parking Lot		
3/15/23	Resurface and Mark Accessible Stalls and Aisle	Low	\$5,000
Lines and new pavement to be complete	Notes: Stall markings need to be replaced at req'd widths. Mark shared access aisle. Federal Guideline: 208.2, 208.3		
Interior			
Lower Level			
Item #	Description	Priority	Estimated Cost
Neither public restroom downstairs is handicap accessible, however the one upstairs in main lobby is.	Notes: Req'd 60" dia turning area not provided. Clear width at toilet is obstructed by sink at 43". Cabinet blocks any maneuvering space adjacent to toilet and obstructs door maneuvering space. Complete solution may require removal of cabinet and relocation of sink. Federal Guideline: 703.2-4, 703.6, 216.8	High	\$10,000
Needs to be done if we turn basement bathrooms handicap accessible	Provide Occupancy Sensor		
	Notes: Electrical switch is at 49" ht (48" max). Federal Guideline: 205.1, 308.2-3	Low	\$100
	Insulate water lines	Low	\$500
See above	Provide Grab Bars	Medium	\$500
	Notes: None Provided Federal Guideline: 604.5		
18-7			
Switch too high needs replaced	Provide Occupancy Sensor	Low	
	Notes: Electrical switch is at 49" ht (48" max).	Low	\$100
First Floor			
Item #	Description		
	Exterior Entrances		
	Notes: Electrical switch is at 48 3/4" ht (48" max). Federal Guideline: 205.1, 308.2-3	Low	\$100
	Replace Door Hardware		
Employees welcome, open door for visitors ; also walk them to exit, opening door for them	Notes: Hardware requires grasping and twisting. Federal Guideline: 309.4, 402.2.7	Low	\$1,000
	Facility Total:		\$17,300

Community Corrections

Exterior			
Item #	Description	Priority	Estimated Cost
1-1	Parking Lot		
	18 spaces provided, including 2 designated as accessible. 1 van space required.		
	Mark Accessible Stalls and Aisle and Provide Van Signage	Low	\$200
	Notes: Stall markings need to be replaced at req'd widths. Mark shared access aisle. No van accessible signage provided. Federal Guideline: 208.2, 208.3		
	Accessible Route		
2-1	Replace Curb Ramp with Parallel Curb Ramp	Medium	\$1,500
	Notes: Ramp exceeds running slope. No landing provided. Federal Guideline: 406.1, 406.4		
Interior			
First Floor			
Item #	Description	Priority	Estimated Cost
	Reception		
	Provide means of egress signage	High	\$100
	Notes: None provided. Federal Guideline:		
8a-1	Replace Door	Low	\$3,500
	Notes: Door clear width is 31" (32" req'd) Federal Guideline: 404.2.3		
	Provide Kick Plate	Low	\$110
	Notes: 9" to glazing (10" min. smooth req'd) Federal Guideline: 404.2.10		
8b-1	Adjust Door Closer ¹	High	\$450
	Notes: Operating effort is 15 lb (5 lb max for interior doors). Federal Guideline: 404.2.9		
	Replace Door Hardware	Low	\$300
	Notes: Hardware requires pinching. Federal Guideline: 309.4, 402.2.7		
7-1	Provide Paper Cup Dispenser	Medium	\$150
	Notes: "Hi-lo" fountain is not provided. Fountain provided does not meet dimensional requirements for standing persons. Provide cane detectable element to eliminate protrusion. Federal Guideline: 211, 307.2		

Item #	Description	Priority	Estimated Cost
18-1	<i>Relocate Fire Alarm Activation Device</i>	Low	\$110
	Notes: Operable part at 50" ht. (48" max) Federal Guideline: 308.2		
34-1	<i>Provide Accessible Service Counter or Alternate Accommodation at Reception</i>	Low	\$600
	Notes: 11" min. depth for knee space is not provided. Federal Guideline: 226.1, 902.2		
	<i>Unisex Restroom</i>		
16-1	<i>Provide Wall Signage</i>	Low	\$100
	Notes: None provided. Federal Guideline: 407.4.3, 703.3-4		
	<i>Replace Door Signage</i>	Low	\$100
	Notes: Sign mounted at 70" to text (48"-60" req'd). Braille is 3/4" below raised text (3/8"-1/2" req'd) Federal Guideline: 703.3-4		
	<i>Provide Maneuvering and Clear Space</i>	Low	TBD
	Notes: 60" clear width at toilet is obstructed by sink at 37". 60" dia turning space is not provided. Overall room size may be insufficient to accommodate accessible restroom. Federal Guideline: 703.3-4		
	<i>Reposition Towel Dispenser</i>	Medium	\$50
	Notes: 65" to operable parts (15"-48" max). Federal Guideline: 308, 604.7		
	<i>Reposition and Replace Grab Bars</i>	Medium	\$1,000
	Notes: Reposition side grab bar (mounted too close to rear wall). Replace 24" rear grab bar (36" min.) Federal Guideline: 604.5.2, 609.4		
8b-2	<i>Adjust Door Closer¹</i>	Medium	\$450
	Notes: Closing speed is less than 5 sec. min. Operating effort is 8 lb (5lb max for interior doors.) Federal Guideline: 404.2.9		
	<i>Testing Room</i>		
18-1	<i>Provide Wall Signage</i>	Low	\$100
	Notes: None provided. Federal Guideline: 407.4.3, 703.3-4		
8b-3	<i>Modify Glazing Panel</i>	Low	\$400
	Notes: Bottom of vision panel is at 50" (43" max) Federal Guideline: 404.2.11		
18-2	<i>Reposition Furniture at Outlets</i>	Low	\$0
	Notes: Reposition furniture obstructing outlets to accommodate clear space. Federal Guideline: 308.2		

Item #	Description	Priority	Estimated Cost
	<i>Provide Accessible Testing Station (Recommended)</i>	N/A	N/A
	Notes: Clear knee space is insufficient at testing station table. Though not built-in, recommend providing station meeting height and clear space requirements. Federal Guideline: 308.2		
	Facility Total:		\$9,220

General Notes: 1. For door closer adjustments, cost shown is to replace in case adjustment cannot alleviate the compliance issue (typical). 2. Electrical switches in offices and common spaces are employee operated. These elements are not included in this summary.

County Annex West

Exterior			
Interior			
Lower Level			
Item #	Description	Priority	Estimated Cost
	Corridors/Common Space		
7-1	Provide Paper Cup Dispenser	Medium	\$50
	Notes: "Hi-lo" fountain is not provided. Fountain provided does not meet dimensional requirements for wheelchair users or standing persons. Federal Guideline: 211		

Interior			
First Floor			
Item #	Description	Priority	Estimated Cost
8a-1	<i>Provide Kick Plate</i>	Low	\$110
West Entry	Notes: 5 1/2" to glazing (10" min. smooth req'd) Federal Guideline: 404.2.10		
8a-2	<i>Provide Kick Plate</i>	Low	\$110
South Entry	Notes: 5 1/2" to glazing (10" min. smooth req'd) Federal Guideline: 404.2.10		
	<i>Replace Threshold</i>	Medium	\$175
	Notes: Threshold is over 1". (1/4" max; 1/2" beveled) Federal Guideline: 402.5, 404.2.3		
8a-3	<i>Provide Kick Plate</i>	Low	\$110
	Notes: None provided. Patch hole at door threshold on interior. Federal Guideline: 304.2		
	<i>Corridors/Common Space</i>		
7-1	<i>Provide Paper Cup Dispenser</i>	Medium	\$50
	Notes: "Hi-lo" fountain is not provided. Federal Guideline: 211		
	<i>Provide means of egress signage</i>	High	\$100
	Notes: None provided. Tactile required. Federal Guideline:		
	<i>Commissioner's Office</i>		
8b-3	<i>Replace Wall Signage</i>	Low	\$100
	Notes: Braille too close to raised text (3/8"-1/2" req'd) Federal Guideline: 703.3		
	<i>Provide Kick Plate</i>	N/A	N/A
	Notes: 4" to glazing (10" min. smooth req'd) Federal Guideline: 404.2.10		
	<i>Commissioner's Office - Conference Room</i>		
	<i>Auditorium</i>		
	<i>Provide Wall Signage</i>	Low	\$100
	Notes: None provided at West entry Federal Guideline: 703.2-3		
8b-4	<i>Adjust Door Closer¹</i>	Medium	\$450
East Entry	Notes: Closing speed is less than 5 sec. min. Operating effort exceeds 5 lb max for interior doors. Federal Guideline: 404.2.8-9		
	<i>Provide Kick Plate</i>	Low	\$110

Interior			
	Notes: 8" to glazing (10" min. smooth req'd) Federal Guideline: 404.2.10		

Interior			
8b-5	<i>Adjust Door Closer¹</i>	Medium	\$450
West Entry	Notes: Closing speed is less than 5 sec. min. Operating effort exceeds 5 lb max for interior doors. Federal Guideline: 404.2.8-9		
	<i>Provide Kick Plate</i>	Low	\$110
	Notes: 8" to glazing (10" min. smooth req'd) Federal Guideline: 404.2.10		
	<i>Replace Door Hardware</i>	Medium	\$300
	Notes: Hardware requires pinching. Federal Guideline: 309.4, 402.2.7		
	Women's Restroom		
15-1	<i>Replace Door Signage</i>	Low	\$100
	Notes: No raised text provided. Federal Guideline: 703.6, 216.8		
	<i>Insulate water lines</i>	Medium	\$100
	Notes: Supply lines, valves, and exposed drain Federal Guideline: 606.5		
	<i>Reposition Dispensers</i>	Medium	\$50
	Notes: 53" to operable parts (15"-48" max). Federal Guideline: 308, 604.7		
	<i>Provide Occupancy Sensor</i>	Low	\$220
	Notes: Electrical switch is at 49" ht (48" max). Federal Guideline: 205.1, 308.2-3		
	<i>Replace Stall Door, Reposition Toilet and Recon</i>	Medium	\$2,100
	Notes: Stall door is 31" clear width (32" min). Door does not provide handles or self-closing mechanism. Stall width is 42" (60" min.) Toilet is located 22 1/2" from centerline to side wall (16"-18" req'd). Federal Guideline: 213.3, 604.8.1.2, 404.2.7, 309.4		
	<i>Replace and Reposition Grab Bars</i>	Medium	\$1,000
	Notes: No rear grab bar is provided. Side grab bar extends 50" from rear wall (54" min req'd) Federal Guideline: 604.5, 609.3-4		
	<i>Reposition Coat Hook</i>	Low	\$50
	Notes: Coat hook is 65" high (48" max). Federal Guideline: 308, 603.4		
8b-6	<i>Adjust Door Closer¹</i>	Medium	\$450

Interior			
	Notes: Operating effort is 12lb. (5 lb max for interior doors) Federal Guideline: 404.2.9		
	<i>Replace Door Hardware</i>	Medium	\$300
	Notes: Hardware requires twisting and grasping. Federal Guideline: 309.4, 402.2.7		

Interior			
	Men's Restroom		
15-2	Replace and Reposition Wall Signage	Low	\$100
	Notes: No clear space provided. Braille is too close to raised text. Federal Guideline: 703.3		
	Replace Door Signage	Low	\$100
	Notes: No raised text provided. Federal Guideline: 703.6, 216.8		
	Insulate water lines	Medium	\$100
	Notes: Supply lines, valves, and exposed drain pipes are not insulated to protect against contact. Federal Guideline: 606.5		
	Reposition Dispensers	Medium	\$50
	Notes: 53 1/4" to operable parts (15"-48" max). Federal Guideline: 308, 604.7		
	Provide Occupancy Sensor	Low	\$220
	Notes: Electrical switch is at 49 1/4" ht (48" max). Federal Guideline: 205.1, 308.2-3		
	Reposition Lavatory	Medium	\$600
	Notes: Depth of knee space is obstructed by sink flare. Reposition such that top of sink does not exceed 34" max. Federal Guideline: 606.2, 306.3		
	Replace Stall Door, Reposition Toilet and Recon	Medium	\$2,100
	Notes: Stall door is 30" clear width (32" min). Door does not provide outside handles or self-closing mechanism and has twist lock. Stall width is 42" (60" min.) Toilet is located 21 1/2" from centerline to side wall (16"-18" req'd). Federal Guideline: 213.3, 604.8.1.2, 404.2.7, 309.4		
	Replace and Reposition Grab Bars	Medium	\$1,000
	Notes: No rear grab bar is provided. Side grab bar extends 50 1/2" from rear wall (54" min req'd) Federal Guideline: 604.5, 609.3-4		
	Reposition Coat Hook	Low	\$50
	Notes: Coat hook is 64" high (48" max). Federal Guideline: 308, 603.4		
8b-7	Adjust Door Closer ¹	Medium	\$450

Interior			
	Notes: Closing speed is less than 5 sec. min. Operating effort is 12lb. (5 lb max for interior doors) Federal Guideline: 404.2.8-9		
	<i>Replace Kick Plate</i>	Low	\$110
	Notes: 8 1/2 (10" min. smooth req'd) Federal Guideline: 404.2.10		

Interior			
Second Floor			
Item #	Description	Priority	Estimated Cost
	Recorders Office Book Room		
18-4	Replace Cabinet Hardware	Low	\$350
	Notes: Hardware requires grasping. Federal Guideline: 309.4, 402.2.7		
8b-10	Staff noted door stays open during business hours.		
	Replace Door Hardware	N/A	N/A
	Notes: Hardware requires twisting and Federal Guideline: 309.4, 402.2.7		
	Corridors/Common Space		
7-2	Provide Paper Cup Dispenser	Medium	\$50
	Notes: "Hi-lo" fountain is not provided. Fountain provided does not meet dimensional requirements for wheelchair users or standing persons. Federal Guideline: 211		
34-1 & 2	Provide Accessible Service Counter or Alternate Accommodation at Recorders and Assessor's departments	Low	\$1,200
	Notes: Counter heights are 40", no knee space (28" - 34" with knee space for work surface; 38" max verbal interaction) Federal Guideline: 226.1, 902.2		
Floor Level Access			
Item #	Description	Priority	Estimated Cost

Interior			
	Stairways		
	Note: Per 210.1, Exception 3: In alterations, stairs between levels that are connected by an accessible route shall not be required to comply with 504 except that handrails complying with 505 shall be provided when the stairs are altered.		
11-1	North Stair		
	Replace Stairways Signage	Medium	\$300
	Notes: Braille too close to raised text. No floor level indicator (req'd at each landing) Federal Guideline: 216.3-4, 703.2, 703.4		
	Modify Riser Ht	Low	N/A
	Notes: Risers are 7 3/8" ht. (7" max) Federal Guideline: 216.3-4, 703.2, 703.4		
	Provide Handrail Extensions	Medium	\$500
	Notes: None provided. 12" at top and 1 tread depth at bottom req'd beyond riser nosing. Federal Guideline: 216.3-4, 703.2, 703.4		
8b-11	Staff noted door stays open at all times. All elements related to operation were not evaluated.		
Lower Level	Notes: Operating effort exceeds 5 lb max for interior doors. Panic Hardware protrudes 4 1/2".		
	Provide Kick Plate	Low	\$110
	Notes: 9" (10" min. smooth req'd) Federal Guideline: 404.2.10		
8b-1	Adjust Door Closer ¹	Low	\$450
1st Floor	Notes: Closing speed is less than 5 sec. min. Federal Guideline: 404.2.8-9		
	Provide Kick Plate	Low	\$110
	Notes: 9" to glazing (10" min. smooth req'd) Federal Guideline: 404.2.10		
	Provide Maneuvering Space at Door	Low	TBD
	Notes: Swing side maneuvering space obstructed by stair at 16" parallel to door (18" req'd). Federal Guideline: 404.2.4		

Interior			
8b-8	Staff noted door stays open at all times. All elements related to operation were not evaluated.		
2nd Floor	Notes: Operating effort exceeds 5 lb max for interior doors. Panic Hardware protrudes 4 1/2".		
	Provide Kick Plate	Low	\$110
	Notes: 9" (10" min. smooth req'd) Federal Guideline: 404.2.10		

Interior			
	<i>Provide Maneuvering Space at Door</i>	Low	TBD
	Notes: Swing side maneuvering space obstructed by railing at 16" parallel to door (18" req'd), and at 6" on push side (18" req'd when closer present) Federal Guideline: 404.2.4		
11-2	South Stair		
	<i>Replace Stairways Signage</i>	Medium	\$300
	Notes: Braille too close to raised text. No floor level indicator (req'd at each landing) Federal Guideline: 216.3-4, 703.2, 703.4		
	<i>Modify Riser Ht</i>	Low	TBD
	Notes: Risers are 7 3/8" ht. (7" max) Federal Guideline: 216.3-4, 703.2, 703.4		
	<i>Provide Handrail Extensions</i>	Medium	\$500
	Notes: None provided. 12" at top and 1 tread depth at bottom req'd beyond riser nosing. Federal Guideline: 216.3-4, 703.2, 703.4		
8b-12	<i>Staff noted door stays open at all times. All elements related to operation were not evaluated.</i>		
Lower Level	Notes: Operating effort exceeds 5 lb max for interior doors. Panic Hardware protrudes 4 1/2".		
	<i>Provide Kick Plate</i>	Low	\$110
	Notes: 9" (10" min. smooth req'd) Federal Guideline: 404.2.10		
8b-2	<i>Staff noted door stays open at all times. All elements related to operation were not evaluated.</i>		
1st Floor	<i>Provide Kick Plate</i>	Low	\$110
	Notes: 9" to glazing (10" min. smooth req'd) Federal Guideline: 404.2.10		
8b-9	<i>Staff noted door stays open at all times. All elements related to operation were not evaluated.</i>		
2nd Floor	<i>Provide Kick Plate</i>	Low	\$110
	Notes: 9" (10" min. smooth req'd) Federal Guideline: 404.2.10		
	Facility Total:		\$15,885

Interior

General Notes: 1. For door closer adjustments, cost shown is to replace in case adjustment cannot

County Annex North

Exterior			
Item #	Description	Priority	Estimated Cost
1-1	Parking Lot		
	40 spaces provided, including 2 designated as accessible. 1 van space and 1 car space required.		
	Reposition Existing Signage	Low	\$150
	Notes: Signage mounted at 48" and 53". Reposition to compliant height. Federal Guideline: 208.2, 208.3		
	Accessible Route		
2-1	Replace South Curb Ramp	Medium	\$1,500
	Notes: Cross slope of ramp is 7.7% (2% max). Landings have slope of 4.4% (2% max). Federal Guideline: 303.2, 406.1, 406.4		
4-1	Repair Sidewalk Crack	Low	\$250
	Notes: Crack in walk from north in front of door. Federal Guideline: 206.2.2, 403.3-4		
4-2	Replace Sidewalk	Low	\$2,250
	Notes: Sidewalk exceeds 2% max slope and does not provide level area at change of direction. Federal Guideline: 206.2.2, 403.3-4		
Interior			
First Floor			
	Note: First floor was renovated in entirety in 2014-2015. This is assumed by the County to have been designed and constructed in compliance with current standards.		
Second Floor			
Item #	Description	Priority	Estimated Cost
	Hearing Room		
8b-6	Adjust Door Closer ²	High	\$450
	Notes: Operating effort is 10 lb (5 lb max for interior doors). Federal Guideline: 404.2.9		
	Superior Court #2 Office		
34-1	Provide Accessible Service Counter or Alternate Accommodation	Low	\$1,200
	Notes: Counter height exceeds 34" max. height and does not provide knee space. Federal Guideline: 226.1, 902.2		
	Superior Court #2		
20-1	Provide Accessible Aisle Seating in Assembly Area	Low	\$150
	Notes: None provided. 5% of total number of aisle seats (1 seat) is required, including identification. Federal Guideline: 221.4, 802.4		

Item #	Description	Priority	Estimated Cost
	<i>Provide Accessible Lectern or Alternate Accommodation</i>	Low	\$300
	Notes: Lectern exceeds allowable height and provides no knee space. Federal Guideline: 226.1		
	<i>Provide Wheelchair Seating in Assembly Area</i>	High	\$400
	Notes: None provided. Approx. 36 total seats provided requiring a minimum of 2 wheelchair space with adjacent companion seat. Remove portions of fixed seating as required to comply with required clear space and approach requirements. Federal Guideline: 222.1, 221.3, 802.1-802.3		
	<i>Provide Accessible Witness Stand</i>	N/A	N/A
	Notes: Witness stand is raised, 2-tier area with narrow access. Space available adjacent to stand for alternate accommodation. Federal Guideline: 802.1		
	Jury - Women's Restroom		
16-1	<i>Provide Clear Area Outside Door Swing</i>	Medium	\$1,500
	Notes: In-swinging door does not allow for req'd 30x48" min. space. Replace with out swinging door. Federal Guideline: 604.2-604.4, 604.8		
	<i>Replace Door Hardware</i>	Low	\$300
	Notes: Lock requires twisting. Federal Guideline: 309.4, 402.2.7		
	<i>Reposition Lavatory</i>	Low	\$600
	Notes: Clear knee space is obstructed at 9" (11 min req'd at 27" ht). Federal Guideline: 306.3.3, 606.2		
	<i>Reposition Dispensers</i>	Medium	\$50
	Notes: 62" to operable parts (15"-48" max). Federal Guideline: 308, 604.7		
	<i>Provide Alternate Outlet Access</i>	Low	\$50
	Notes: Outlet located at 47 1/2" ht but requires reach across sink (44"-46" max dependent on approach) Federal Guideline: 205.1, 308.2-3		
	<i>Reposition Grab Bar</i>	Medium	\$1,000
	Notes: Rear grab bar is located 15"/21" relative to toilet centerline (12"/24" req'd) Federal Guideline: 604.5, 609.3-4		
8b-13	<i>Adjust Door Closer¹</i>	High	\$450
	Notes: Operating effort is 10 lb (5 lb max for interior doors). Federal Guideline: 404.2.9		

Item #	Description	Priority	Estimated Cost
	Jury - Men's Restroom		
16-2	<i>Provide Clear Area Outside Door Swing</i>	Medium	\$1,500
	Notes: In-swinging door does not allow for req'd 30x48" min. space. Replace with out swinging door. Federal Guideline: 604.2-604.4, 604.8		
	<i>Replace Door Hardware</i>	Low	\$300
	Notes: Lock requires twisting. Federal Guideline: 309.4, 402.2.7		
	<i>Reposition Lavatory</i>	Low	\$600
	Notes: Clear knee space is obstructed at 9" (11 min req'd at 27" ht). Federal Guideline: 306.3.3, 606.2		
	<i>Reposition Dispensers</i>	Medium	\$50
	Notes: 62" to operable parts (15"-48" max). Federal Guideline: 308, 604.7		
	<i>Replace Toilet Seat and/or Reposition Toilet</i>	Low	\$765
	Notes: Toilet seat height is 20" (17"-19" req'd). Consider lowering wall mounted unit. Federal Guideline: 309.4, 402.2.7		
	<i>Provide Alternate Outlet Access</i>	Low	\$50
	Notes: Outlet located at 47 1/2" ht but requires reach across sink (44"-46" max dependent on approach) Federal Guideline: 205.1, 308.2-3		
	<i>Reposition Grab Bar</i>	Medium	\$1,000
	Notes: Rear grab bar is located 15"/21" relative to toilet centerline (12"/24" req'd) Federal Guideline: 604.5, 609.3-4		
8b-14	<i>Adjust Door Closer¹</i>	High	\$450
	Notes: Operating effort is 10 lb (5 lb max for interior doors). Federal Guideline: 404.2.9		
	Women's Restroom		
	<i>Reposition Dispensers</i>	Medium	\$50
	Notes: 62" to operable parts (15"-48" max). Federal Guideline: 308, 604.7		
	<i>Provide Handle on Stall Door</i>	Low	\$150
	Notes: No handle provided on front of stall Federal Guideline: 213.3, 604.8.2, 404.2.7, 309.4		
	<i>Reconfigure Stall Partition</i>	Low	\$1,270
	Notes: Stall width is 36" (60" min. req'd). Federal Guideline: 604.2-604.4, 604.8		
	<i>Replace Flush Controls</i>	Medium	\$400
	Notes: Flush controls not compliant. Replaces with auto flush sensor. Federal Guideline: 604.6		

Item #	Description	Priority	Estimated Cost
	<i>Replace and Reposition Grab Bars</i>	Medium	\$1,000
	Notes: No rear grab bar is provided. Side grab bar extends 48" from rear wall (54" min req'd) Federal Guideline: 604.5, 609.3-4		
	<i>Reposition Coat Hook</i>	Medium	\$50
	Notes: Located at 65" ht. (15"-48" req'd) Federal Guideline: 308, 603.4		
	Men's Restroom		
	<i>Reposition Dispensers</i>	Medium	\$50
	Notes: 62" to operable parts (15"-48" max). Federal Guideline: 308, 604.7		
	<i>Reposition Urinal</i>	Medium	\$450
	Notes: Top of lip is 19" high. (17" max. ht) Federal Guideline: 308, 309, 605.2-4		
	<i>Provide Handle on Stall Door</i>	Low	\$150
	Notes: No handle provided on front of stall Federal Guideline: 213.3, 604.8.2, 404.2.7, 309.4		
	<i>Reconfigure Stall Partition</i>	Low	\$1,270
	Notes: Stall width is 36" (60" min. req'd). Federal Guideline: 604.2-604.4, 604.8		
	<i>Replace Flush Controls</i>	Medium	\$400
	Notes: Flush controls not compliant. Replaces with auto flush sensor. Federal Guideline: 604.6		
	<i>Replace and Reposition Grab Bars</i>	Medium	\$1,000
	Notes: No rear grab bar is provided. Side grab bar extends 48" from rear wall (54" min req'd) Federal Guideline: 604.5, 609.3-4		
	<i>Reposition Coat Hook</i>	Medium	\$50
	Notes: Located at 65" ht. (15"-48" req'd) Federal Guideline: 308, 603.4		
Floor Level Access			
Item #	Description	Priority	Estimated Cost
	<i>Elevator</i>		
	<i>Provide Hallway Signals</i>	Low	\$450
	Notes: None provided. Federal Guideline: 407.4.6		
	<i>Provide Floor Level Indicators</i>	Low	\$50
	Notes: Provided on only one jamb (both req'd) Federal Guideline: 407.2.3, 703.4		
	<i>Stairways</i>		
	Note: Per 210.1, Exception 3: In alterations, stairs between levels that are connected by an accessible route shall not be required to comply with 504 except that handrails complying with 505 shall be provided when the stairs are altered.		

Item #	Description	Priority	Estimated Cost
	<i>Door on First Floor</i>		
8b-3	<i>Adjust Door Closer¹</i>	High	\$450
	Notes: Operating effort is 12 lb (5 lb max for interior doors). Federal Guideline: 404.2.9		
	<i>Modify Glazing</i>	Low	\$400
	Notes: Glazing panel located 56" above finish floor. (43" max.) Federal Guideline: 404.2.11		
	<i>Door on Second Floor (Staff noted door stays open at all times.)</i>		
8b-4	<i>Adjust Door Closer¹</i>	High	\$450
	Notes: Operating effort is 15 lb (5 lb max for interior doors). Federal Guideline: 404.2.9		
	<i>Modify Glazing</i>	Low	\$400
	Notes: Glazing panel located at 56" above finish floor. (43" max.) Federal Guideline: 404.2.11		
	<i>Replace Stairways Signage</i>	Medium	\$300
	Notes: No floor level indicator (req'd at each landing) Federal Guideline: 216.3-4, 703.2, 703.4		
	<i>Modify Handrails</i>	N/A	N/A
	Notes: Handrail provided on one side only (both req'd). No extensions provided. (12" at top and 1 tread depth at bottom req'd beyond riser nosing.) Federal Guideline: 216.3-4, 703.2, 703.4		
	Facility Total:		\$24,105

General Notes: 1. For door closer adjustments, cost shown is to replace in case adjustment cannot alleviate the compliance issue (typical). 2. Electrical switches in offices and common spaces are employee operated. These elements are not included in this summary.

County Courthouse

Exterior			
Item #	Description	Priority	Estimated Cost
1-1	Parking Lot		
	<i>New parking lot provided since County evaluation including none designated as accessible. Even though designated as staff lot, accessible parking should still be provided.</i>		
	Accessible Routes		
5-1	Replace Ramp & Modify Handrails at North Entrance	Low	\$3,200
	Notes: Ramp cross slope is 2.2% (2% max) and landing slopes at 1.6x3.2% (2% max both directions). Handrail is provided on one side only (both req'd) and extensions and returns are not provided where rail existing (12" beyond top and bottom req'd). Federal Guideline: 405.3, 405.7.1, 405.10, 505.10, 505.2		
Interior			
Lower Level			
Item #	Description	Priority	Estimated Cost
	Exterior Entrances		
	<i>Provide access to a minimum of 60% of all public entrances</i>		See Below
	Notes: 2 public entrance provided. 2 must be accessible. Federal Guideline: 206.4, 404		
	<i>Provide means of egress signage</i>	High	\$200
	Notes: None provided. Braille and raised text required. Federal Guideline:		
8a-1	<i>Provide Kick Plate</i>	Low	\$110
West	Notes: 7" smooth (10" min smooth req'd) Federal Guideline: 404.2.3		
8a-2	<i>Provide Kick Plate</i>	Low	\$110
North	Notes: Glazing at 6" (10" min smooth req'd) Federal Guideline: 404.2.3		
	Interior Ramp		
13-1	Replace Interior Ramp	Low	TBD
	Notes: Running slope is 10.9% (8.33% max) Handrails are mounted at 32" (34"-38" req'd). Handrails do not extend beyond end of ramp (12" beyond at top and bottom req'd) Federal Guideline: 309.4, 402.2.7		

Item #	Description	Priority	Estimated Cost
	Microfilm Room		
18-1	<i>Provide Occupancy Sensor or Reposition Switch</i>	Low	\$220
	Notes: Electrical switch is at 49 1/2" ht (48" max). Federal Guideline: 205.1, 308.2-3		
8b-1	<i>Replace Wall Signage</i>	Low	\$100
	Notes: Braille located too close to text. Federal Guideline: 216, 703		
	<i>Replace Door Hardware</i>	High	\$300
	Notes: Hardware requires twisting and grasping. Federal Guideline: 309.4, 402.2.7		
	<i>Adjust Door Closer¹</i>	Medium	\$450
	Notes: Operating effort is 10 lb (5 lb max for interior doors). Federal Guideline: 404.2.9		
	<i>Provide Kick Plate</i>	Low	\$110
	Notes: 5" smooth (10" min smooth req'd) Federal Guideline: 404.2.3		
	Voter Registration		
8b-2	<i>Replace Wall Signage</i>	Low	\$100
	Notes: Braille located too close to text. Federal Guideline: 216, 703		
	<i>Replace Door Hardware</i>	High	\$300
	Notes: Hardware requires twisting and grasping. Federal Guideline: 309.4, 402.2.7		
	<i>Adjust Door Closer¹</i>	Medium	\$450
	Notes: Operating effort is 10 lb (5 lb max for interior doors). Federal Guideline: 404.2.9		
	<i>Provide Kick Plate</i>	Low	\$110
	Notes: 5" smooth (10" min smooth req'd) Federal Guideline: 404.2.3		
	Women's Restroom		
15-1	<i>Replace Wall Signage</i>	Low	\$100
	Notes: Braille located too close to text. Federal Guideline: 216, 703		
	<i>Provide Occupancy Sensor</i>	Medium	\$220
	Notes: Electrical switch is at 54" ht (48" max). Federal Guideline: 205.1, 308.2-3		
	<i>Insulate water lines</i>	Medium	\$100
	Notes: Supply lines, valves, and exposed drain pipes are not insulated to protect against contact. Federal Guideline: 606.5		
	<i>Replace Faucet Controls</i>	Low	\$350
	Notes: Controls requires twisting and grasping. Federal Guideline: 309, 606.4		
	<i>Reposition Dispensers</i>	Low	\$50
	Notes: 50" to operable parts (15"-48" max). Federal Guideline: 308, 604.7		

Item #	Description	Priority	Estimated Cost
	<i>Provide Handles on Stall Door</i>	Low	\$150
	Notes: No handles provided on inside of stall Federal Guideline: 213.3, 604.8.2, 404.2.7, 309.4		
	<i>Reconfigure Stall Partition</i>	High	\$1,270
	Notes: Stall door clear width is 31" (32" min). Stall width is 41" (60" min. req'd). Federal Guideline: 604.2-604.4, 604.8		
	<i>Reposition Toilet</i>	Low	\$765
	Notes: Located 19 1/2" from side wall (16"-18" max.) Federal Guideline: 309.4, 402.2.7		
	<i>Provide and/or Reposition Grab Bars</i>	Medium	\$1,000
	Notes: Rear grab bar is not provided. Side grab bar is extends 46" from rear wall (54" req'd). Federal Guideline: 604.5, 609.3-4		
	<i>Reposition Coat Hook</i>	Medium	\$50
	Notes: Located at 68" ht. (15"-48" req'd) Federal Guideline: 308, 603.4		
8b-3	<i>Replace Door Hardware</i>	Medium	\$300
	Notes: Hardware requires twisting and grasping. Federal Guideline: 309.4, 402.2.7		
	<i>Adjust Door Closer¹</i>	High	\$450
	Notes: Operating effort is 12 lb (5 lb max for interior doors). Federal Guideline: 404.2.9		
	Men's Restroom		
	<i>Replace Wall Signage</i>	Low	\$100
	Notes: Braille located too close to text. Federal Guideline: 216, 703		
	<i>Provide Occupancy Sensor</i>	Medium	\$220
	Notes: Electrical switch is at 54" ht (48" max). Federal Guideline: 205.1, 308.2-3		
	<i>Insulate water lines</i>	Medium	\$100
	Notes: Supply lines, valves, and exposed drain pipes are not insulated to protect against contact. Federal Guideline: 606.5		
	<i>Replace Faucet Controls</i>	Medium	\$350
	Notes: Controls requires twisting and grasping. Federal Guideline: 309, 606.4		
	<i>Reposition Dispensers</i>	Low	\$50
	Notes: 60" to operable parts (15"-48" max). Federal Guideline: 308, 604.7		
	<i>Reposition Urinal</i>	Low	\$450
	Notes: Top of lip is 18" high and projects 12" from wall. (17" max. ht; 13 1/2" min. projection) Federal Guideline: 308, 309, 605.2-4		

Item #	Description	Priority	Estimated Cost
	<i>Provide Handles on Stall Door</i>	Low	\$150
	Notes: No handles provided on inside of stall Federal Guideline: 213.3, 604.8.2, 404.2.7, 309.4		
	<i>Reconfigure Stall Partition</i>	High	\$1,270
	Notes: Stall door clear width is 31" (32" min). Stall width is 41" (60" min. req'd). Federal Guideline: 604.2-604.4, 604.8		
	<i>Reposition Toilet</i>	Low	\$765
	Notes: Located 21" from side wall (16"-18" max.) Federal Guideline: 309.4, 402.2.7		
	<i>Provide and/or Reposition Grab Bars</i>	Medium	\$1,000
	Notes: Rear grab bar is not provided. Side grab bar is extends 46" from rear wall (54" req'd). Federal Guideline: 604.5, 609.3-4		
	<i>Reposition Coat Hook</i>	Medium	\$50
	Notes: Located at 68" ht. (15"-48" req'd) Federal Guideline: 308, 603.4		
8b-4	<i>Replace Door Hardware</i>	High	\$300
	Notes: Hardware requires twisting and grasping. Federal Guideline: 309.4, 402.2.7		
	<i>Adjust Door Closer¹</i>	High	\$450
	Notes: Operating effort is 12 lb (5 lb max for interior doors). Federal Guideline: 404.2.9		
First Floor			
Item #	Description	Priority	Estimated Cost
	<i>Common Space</i>		
7-1	<i>Provide Paper Cup Dispenser and Provide Cane Detectable Element To Eliminate Protrusion</i>	Medium	\$200
	Notes: "Hi-lo" fountain is not provided. Fountain provided does not meet dimensional requirements for wheelchair users. Fountain protrudes into corridor. Federal Guideline: 211		
	<i>Child Support</i>		
18-3	<i>Replace Wall Signage</i>	Low	\$100
	Notes: Braille located too close to text. Federal Guideline: 216, 703		
34-1	<i>Provide Accessible Service Counter or Alternate Accommodation</i>	Low	\$600
	Notes: Counter height at service desk exceeds allowable height and provides no knee space (28" - 34" with knee space for work surface; 38" max verbal interaction) Noted staff provide clipboard when needed as work surface. Federal Guideline: 226.1, 902.2		

Item #	Description	Priority	Estimated Cost
8b-6	<i>Provide Kick Plate</i>	Low	N/A
	Notes: Door beveled within req'd 10" min. smooth. (Consider historical implications prior to modification.) Federal Guideline: 404.2.10		
	<i>Replace Door Hardware</i>	High	\$300
	Notes: Hardware requires twisting and grasping. Federal Guideline: 309.4, 402.2.7		
	Clerk's Office		
18-4	<i>Replace Wall Signage</i>	Low	\$100
	Notes: Braille located too close to text. Federal Guideline: 216, 703		
34-2	<i>Provide Accessible Service Counter or Alternate Accommodation</i>	Low	\$600
	Notes: Counter height at service desk exceeds allowable height and provides no knee space (28" - 34" with knee space for work surface; 38" max verbal interaction) Noted staff provide clipboard when needed as work surface. Federal Guideline: 226.1, 902.2		
8b-7	<i>Provide Kick Plate</i>	Low	N/A
	Notes: Door beveled within req'd 10" min. smooth. (Consider historical implications prior to modification.) Federal Guideline: 404.2.10		
	<i>Replace Door Hardware</i>	High	\$300
	Notes: Hardware requires twisting and grasping. Federal Guideline: 309.4, 402.2.7		
	Public Records Viewing Room		
18-5	<i>Replace Wall Signage</i>	Low	\$100
	Notes: Braille located too close to text. Federal Guideline: 216, 703		
	<i>Provide Occupancy Sensor or Reposition Switch and Provide Alternate Outlet Access</i>	Low	\$220
	Notes: Light Switches located at 50" ht (48" max). Outlet located at 12". Provide power strip mounted within reach range. Federal Guideline: 205.1, 308.2-3		
8b-8	<i>Provide Kick Plate</i>	Low	N/A
	Notes: Door beveled within req'd 10" min. smooth. (Consider historical implications prior to modification.) Federal Guideline: 404.2.10		
	<i>Replace Door Hardware</i>	High	\$300
	Notes: Hardware requires twisting and grasping. Federal Guideline: 309.4, 402.2.7		
	Law Library		
18-6	<i>Replace Wall Signage</i>	Low	\$100
	Notes: Braille located too close to text. Federal Guideline: 216, 703		

Item #	Description	Priority	Estimated Cost
8b-9	<i>Provide Kick Plate</i>	Low	N/A
	Notes: Door beveled within req'd 10" min. smooth. (Consider historical implications prior to modification.) Federal Guideline: 404.2.10		
	<i>Replace Door Hardware</i>	High	\$300
	Notes: Hardware requires twisting and grasping. Federal Guideline: 309.4, 402.2.7		
	Women's Restroom		
15-3	<i>Replace Wall Signage</i>	Low	\$100
	Notes: Braille located too close to text. Federal Guideline: 216, 703		
	<i>Provide Occupancy Sensor</i>	Low	\$220
	Notes: Electrical switch is at 49" ht (48" max). Federal Guideline: 205.1, 308.2-3		
	<i>Insulate water lines</i>	Medium	\$100
	Notes: Supply lines, valves, and exposed drain pipes are not insulated to protect against contact. Federal Guideline: 606.5		
	<i>Reposition Mirror</i>	Low	\$50
	Notes: Bottom edge of reflecting surface is at 41" ht. (40" max.) Federal Guideline: 603.3		
	<i>Reposition Dispensers</i>	Medium	\$50
	Notes: 55" to operable parts (15"-48" max). Federal Guideline: 308, 604.7		
	<i>Provide Handles on Stall Door</i>	Low	\$150
	Notes: No handles provided on inside of stall Federal Guideline: 213.3, 604.8.2, 404.2.7, 309.4		
	<i>Reconfigure Stall Partition</i>	High	\$1,270
	Notes: Stall door clear width is 30" (32" min). Stall width is 41" (60" min. req'd). Federal Guideline: 604.2-604.4, 604.8		
	<i>Replace Flush Controls</i>	Low	\$400
	Notes: Flush control located on narrow side of toilet (wide req'd). Replaces with auto flush sensor. Federal Guideline: 604.6		
	<i>Reposition Toilet</i>	Low	\$765
	Notes: Located 19" from side wall (16"-18" max.) Federal Guideline: 309.4, 402.2.7		
	<i>Provide and/or Reposition Grab Bars</i>	Medium	\$1,000
	Notes: Rear grab bar is not provided. Side grab bar is extends 46" from rear wall (54" req'd). Federal Guideline: 604.5, 609.3-4		
	<i>Reposition Coat Hook</i>	Medium	\$50
	Notes: Located at 67" ht. (15"-48" req'd)		

Item #	Description	Priority	Estimated Cost
	Federal Guideline: 308, 603.4		
8b-10	<i>Replace Door Hardware</i>	High	\$300
	Notes: Hardware requires twisting and grasping. Federal Guideline: 309.4, 402.2.7		
	<i>Adjust Door Closer¹</i>	Medium	\$450
	Notes: Operating effort is 10 lb (5 lb max for interior doors). Federal Guideline: 404.2.9		
	Men's Restroom		
15-4	<i>Replace Wall Signage</i>	Low	\$100
	Notes: Braille located too close to text. Federal Guideline: 216, 703		
	<i>Provide Occupancy Sensor</i>	Low	\$220
	Notes: Electrical switch is at 50" ht (48" max). Federal Guideline: 205.1, 308.2-3		
	<i>Insulate water lines</i>	Medium	\$100
	Notes: Supply lines, valves, and exposed drain pipes are not insulated to protect against contact. Federal Guideline: 606.5		
	<i>Replace Faucet Controls</i>	Medium	\$350
	Notes: Controls requires twisting and grasping. Federal Guideline: 309, 606.4		
	<i>Reposition Mirror</i>	Low	\$50
	Notes: Bottom edge of reflecting surface is at 41" ht. (40" max.) Federal Guideline: 603.3		
	<i>Reposition Dispensers</i>	Low	\$50
	Notes: 54" to operable parts (15"-48" max). Federal Guideline: 308, 604.7		
	<i>Replace Urinal</i>	Low	\$920
	Notes: Top of lip is 19" high and projects 11" from wall. (17" max. ht; 13 1/2" min. projection) Federal Guideline: 308, 309, 605.2-4		
	<i>Provide Handles on Stall Door</i>	Low	\$150
	Notes: No handles provided on inside of stall Federal Guideline: 213.3, 604.8.2, 404.2.7, 309.4		
	<i>Reconfigure Stall Partition</i>	Low	\$1,270
	Notes: Stall door clear width is 31" (32" min). Stall width is 41" (60" min. req'd). Federal Guideline: 604.2-604.4, 604.8		
	<i>Reposition Toilet</i>	Low	\$765
	Notes: Located 20" from side wall (16"-18" max.) Federal Guideline: 309.4, 402.2.7		
	<i>Provide and/or Reposition Grab Bars</i>	Medium	\$1,000
	Notes: Rear grab bar is not provided. Side grab bar is extends 45" from rear wall (54" req'd).		

Item #	Description	Priority	Estimated Cost
	Federal Guideline: 604.5, 609.3-4		
	<i>Reposition Coat Hook</i>	Medium	\$50
	Notes: Located at 68" ht. (15"-48" req'd) Federal Guideline: 308, 603.4		
8b-11	<i>Replace Door Hardware</i>	Low	\$300
	Notes: Hardware requires twisting and grasping. Federal Guideline: 309.4, 402.2.7		
	<i>Adjust Door Closer¹</i>	High	\$450
	Notes: Operating effort is 10 lb (5 lb max for interior doors). Federal Guideline: 404.2.9		
Second Floor			
Item #	Description	Priority	Estimated Cost
	Common Space		
7-2	<i>Provide Paper Cup Dispenser and Provide Cane Detectable Element To Eliminate Protrusion</i>	Medium	\$200
	Notes: "Hi-lo" fountain is not provided. Fountain provided does not meet dimensional requirements for wheelchair users. Fountain is located in alcove 12" deep x 32" wide (24"x36" req'd) and protrudes into corridor. Federal Guideline: 211		
	Superior Court #4 - Office		
18-7	<i>Provide Wall Signage</i>	Low	\$100
	Notes: None Provided. Braille and raised text required. Federal Guideline: 407.4.3, 703.3-4		
34-3	<i>Provide Accessible Service Counter or Alternate Accommodation</i>	Low	\$600
	Notes: Counter height at service counter exceeds allowable height and provides no knee space (28" - 34" with knee space for work surface; 38" max verbal interaction) Noted staff provide clipboard when needed as work surface. Federal Guideline: 226.1, 902.2		
8b-13	<i>Replace Door</i>	Low	\$1,500
	Notes: Door clear width 29" (32" min. req'd) Federal Guideline: 404.2.10		
	<i>Replace Door Hardware</i>	Low	\$300
	Notes: Hardware requires twisting and grasping. Federal Guideline: 309.4, 402.2.7		
	<i>Adjust Door Closer¹</i>	High	\$450
	Notes: Closing speed is less than 5 sec. min. Operating effort is 15 lb (5 lb max for interior doors). Federal Guideline: 404.2.8-9		
	<i>Provide Maneuvering Space</i>	Medium	\$450
	Notes: Swing side maneuvering space is blocked at 8" parallel to door. (18" req'd) Federal Guideline: 404.2.4		

Item #	Description	Priority	Estimated Cost
	Superior Court #4		
20-1	<i>Provide Wheelchair Seating in Assembly Area</i>	High	\$350
	Notes: None provided. 21 total seats provided in gallery requiring a minimum of 1 wheelchair spaces with adjacent companion seat. Remove portions of fixed seating as required to comply with required clear space and approach requirements. Federal Guideline: 222.1, 221.3, 802.1-802.3		
	<i>Provide Accessible Aisle Seating in Assembly Area</i>	Low	\$50
	Notes: None provided. 4 total aisle seats provided in gallery requiring minimum of 1 aisle seat to be designated accessible. Federal Guideline: 221.4, 802.4		
	<i>Provide Assistive Listening Devices and Signage</i>	Low	\$270
	Notes: Audio amplification system provided. Per table 219.3, 2 receivers are required. Both must be hearing-aid compatible. No signage is provided indicating availability of system. No devices provided. Federal Guideline: 219.2-219.3, 216.10, 703.7.2.4, 706.1		
	<i>Provide Accessible Lectern or Alternate Accommodation</i>	Low	\$300
	Notes: Lectern exceeds allowable height and provides no knee space. Federal Guideline: 226.1		
	<i>Provide Accessible Litigant Tables</i>	Low	\$300
	Notes: Existing tables have 24" clear beneath surface (27" min. clear knee space req'd) Federal Guideline: 226.1		
	<i>Provide Accessible Witness Stand</i>	N/A	N/A
	Notes: Witness stand is raised 1 step above adjacent floor. Space available adjacent to stand for alternate accommodation. Federal Guideline: 802.1		
	<i>Provide Wheelchair Space at Jury Seating</i>	Medium	\$250
	Notes: Jury box is fixed seting. Space is not available adjacent to stand for alternate accommodation without blocking access routes. Modify seating in jury area. Federal Guideline: 802.1		
8b-14	<i>Adjust Door Closer¹</i>	Medium	\$450
	Notes: Operating effort is 11 lb (5 lb max for interior doors). Federal Guideline: 404.2.9		
	<i>Replace Door Hardware</i>	High	\$300
	Notes: Hardware requires twisting and grasping. Federal Guideline: 309.4, 402.2.7		

Item #	Description	Priority	Estimated Cost
	<i>Provide Kick Plate</i>	Low	N/A
	Notes: Door beveled within req'd 10" min. smooth. (Consider historical implications prior to modification.) Federal Guideline: 404.2.10		
	Superior Court - Jury Room		
18-8	<i>Replace Wall Signage</i>	Low	\$100
	Notes: Braille located too close to text. Federal Guideline: 216, 703		
8b-15	<i>Adjust Door Closer¹</i>	Medium	\$450
	Notes: Operating effort is 10 lb (5 lb max for interior doors). Federal Guideline: 404.2.9		
	<i>Replace Door Hardware</i>	High	\$300
	Notes: Hardware requires twisting and grasping. Federal Guideline: 309.4, 402.2.7		
	<i>Provide Kick Plate</i>	Low	N/A
	Notes: Door beveled within req'd 10" min. smooth. (Consider historical implications prior to modification.) Federal Guideline: 404.2.10		
	Superior Court - Jury Women's Restroom		
16-1	<i>Replace Wall Signage</i>	Low	\$100
	Notes: Braille located too close to text. Federal Guideline: 216, 703		
	<i>Insulate water lines</i>	Medium	\$100
	Notes: Supply lines, valves, and exposed drain pipes are not insulated to protect against contact. Federal Guideline: 606.5		
	<i>Replace Faucet Controls</i>	Medium	\$350
	Notes: Controls requires twisting and grasping. Federal Guideline: 309, 606.4		
	<i>Reposition Mirror</i>	Low	\$50
	Notes: Bottom edge of reflecting surface is at 41" ht. (40" max.) Federal Guideline: 603.3		
	<i>Reposition Dispensers</i>	Medium	\$50
	Notes: 64" to operable parts (15"-48" max). Federal Guideline: 308, 604.7		
	<i>Provide Occupancy Sensor</i>	Low	\$220
	Notes: Electrical switch is at 50" ht (48" max). Federal Guideline: 205.1, 308.2-3		
	<i>Evaluate Clear Space in Restroom</i>	Medium	TBD
	Notes: 30x48" req'd for forward approach at sink and 60" dia turning area are not provided. Clear width at toilet is 42" (60" min. req'd). Available space will not accommodate correct fixture layout and clearances. Federal Guideline: 604.2-604.4, 604.8		

Item #	Description	Priority	Estimated Cost
	<i>Reposition Toilet</i>	Low	\$765
	Notes: Located 22" from side wall (16"-18" max.) Federal Guideline: 309.4, 402.2.7		
	<i>Provide Grab Bars</i>	High	\$1,000
	Notes: None provided. (Side and rear req'd) Federal Guideline: 604.5, 609.3-4		
8b-16	<i>Replace Door</i>	High	\$1,500
	Notes: Door clear width 22" (32" min. req'd) Federal Guideline: 404.2.10		
	<i>Replace Door Hardware</i>	High	\$300
	Notes: Hardware requires twisting and grasping. Federal Guideline: 309.4, 402.2.7		
	Superior Court - Jury Men's Restroom		
16-2	<i>Replace Wall Signage</i>	Low	\$100
	Notes: Braille located too close to text. Federal Guideline: 216, 703		
	<i>Insulate water lines</i>	Medium	\$100
	Notes: Supply lines, valves, and exposed drain pipes are not insulated to protect against contact. Federal Guideline: 606.5		
	<i>Replace Faucet Controls</i>	Low	\$350
	Notes: Controls requires twisting and grasping. Federal Guideline: 309, 606.4		
	<i>Reposition Mirror</i>	Low	\$50
	Notes: Bottom edge of reflecting surface is at 41" ht. (40" max.) Federal Guideline: 603.3		
	<i>Reposition Dispensers</i>	Medium	\$50
	Notes: 64" to operable parts (15"-48" max.) Federal Guideline: 308, 604.7		
	<i>Provide Occupancy Sensor</i>	Low	\$220
	Notes: Electrical switch is at 50" ht (48" max.) Federal Guideline: 205.1, 308.2-3		
	<i>Evaluate Clear Space in Restroom</i>	Medium	TBD
	Notes: 30x48" req'd for forward approach at sink and 60" dia turning area are not provided. Clear width at toilet is 42" (60" min. req'd). Available space will not accommodate correct fixture layout and clearances. Federal Guideline: 604.2-604.4, 604.8		
	<i>Reposition Toilet & Replace Toilet Seat</i>	Low	\$765
	Notes: Located 22 1/2" from side wall (16"-18" max.) Toilet seat is 16" high (17"-19" req'd). Federal Guideline: 309.4, 402.2.7, 604.4		
	<i>Provide Grab Bars</i>	High	\$1,000
	Notes: None provided. (Side and rear req'd) Federal Guideline: 604.5, 609.3-4		

Item #	Description	Priority	Estimated Cost
8b-17	<i>Replace Door</i>	High	\$1,500
	Notes: Door clear width 21 1/2" (32" min. req'd) Federal Guideline: 404.2.10		
	<i>Replace Door Hardware</i>	High	\$300
	Notes: Hardware requires twisting and grasping. Federal Guideline: 309.4, 402.2.7		
	Circuit Court - Office		
18-9	<i>Replace Wall Signage</i>	Low	\$100
	Notes: Braille located too close to text. Federal Guideline: 216, 703		
34-4	<i>Provide Accessible Service Counter or Alternate Accommodation</i>	Low	\$600
	Notes: Counter height at service counter exceeds allowable height and provides no knee space (28" - 34" with knee space for work surface; 38" max verbal interaction) Noted staff provide clipboard when needed as work surface. Federal Guideline: 226.1, 902.2		
8b-18	<i>Replace Door Hardware</i>	High	\$300
	Notes: Hardware requires twisting and grasping. Federal Guideline: 309.4, 402.2.7		
	<i>Provide Kick Plate</i>	Low	N/A
	Notes: Door beveled within req'd 10" min. smooth. (Consider historical implications prior to modification.) Federal Guideline: 404.2.10		
	Circuit Court		
	<i>Replace Wall Signage</i>	Low	\$100
	Notes: Braille located too close to text. Federal Guideline: 216, 703		
20-2	<i>Provide Wheelchair Seating in Assembly Area</i>	High	\$350
	Notes: None provided. 42 total seats provided in gallery requiring a minimum of 2 wheelchair spaces with adjacent companion seat. Remove portions of fixed seating as required to comply with required clear space and approach requirements. Federal Guideline: 222.1, 221.3, 802.1-802.3		
	<i>Provide Accessible Aisle Seating in Assembly Area</i>	Low	\$50
	Notes: None provided. 5 total aisle seats provided in gallery requiring minimum of 1 aisle seat to be designated accessible. Identify accessible aisle seat with contrasting sign or marker. Federal Guideline: 221.4, 802.4		

Item #	Description	Priority	Estimated Cost
	<i>Provide Assistive Listening Devices and Signage</i>	Low	\$270
	Notes: Audio amplification system provided. Per table 219.3, 2 receivers are required. Both must be hearing-aid compatible. No signage is provided indicating availability of system. No devices provided. Federal Guideline: 219.2-219.3, 216.10, 703.7.2.4, 706.1		
	<i>Provide Accessible Witness Stand</i>	N/A	N/A
	Notes: Witness stand is raised, 2-tier area with narrow access. Space available adjacent to stand for alternate accommodation. Federal Guideline: 802.1		
	<i>Provide Wheelchair Space at Jury Seating</i>	N/A	N/A
	Notes: Jury box is fixed setting with raised back row. Space available adjacent to stand for alternate accommodation. Federal Guideline: 802.1		
8b-19	<i>Replace Door Hardware</i>	High	\$300
South Door	Notes: Hardware requires twisting and grasping. Federal Guideline: 309.4, 402.2.7		
	<i>Provide Kick Plate</i>	Low	\$110
	Notes: 4" smooth (10" min. smooth req'd) Federal Guideline: 404.2.10		
	<i>Adjust Door Closer¹</i>	High	\$450
	Notes: Operating effort is 12 lb (5 lb max for interior doors). Federal Guideline: 404.2.9		
8b-20	<i>Replace Door Hardware</i>	High	\$300
North Door	Notes: Hardware requires twisting and grasping. Federal Guideline: 309.4, 402.2.7		
	<i>Provide Kick Plate</i>	Low	N/A
	Notes: Door beveled within req'd 10" min. smooth. (Consider historical implications prior to modification.) Federal Guideline: 404.2.10		
	<i>Adjust Door Closer¹</i>	High	\$450
	Notes: Operating effort is 12 lb (5 lb max for interior doors). Federal Guideline: 404.2.9		
	Circuit Court - Jury Room		
18-10	<i>Replace Wall Signage</i>	Low	\$100
	Notes: Braille located too close to text. Federal Guideline: 216, 703		
	<i>Provide Occupancy Sensor or Reposition Switch</i>	Low	\$220
	Notes: Electrical switch is at 49" ht (48" max). Federal Guideline: 205.1, 308.2-3		
8b-21	<i>Replace Door Hardware</i>	High	\$300
	Notes: Hardware requires twisting and grasping. Federal Guideline: 309.4, 402.2.7		

Item #	Description	Priority	Estimated Cost
	<i>Provide Kick Plate</i>	Low	N/A
	Notes: Door beveled within req'd 10" min. smooth. (Consider historical implications prior to modification.) Federal Guideline: 404.2.10		
	Circuit Court - Jury Women's Restroom		
16-3	<i>Replace Wall Signage</i>	Low	\$100
	Notes: Braille located too close to text. Federal Guideline: 216, 703		
	<i>Replace Lavatory and Faucet Controls</i>	High	\$1,400
	Notes: Cabinet unit provides no knee space. Controls requires twisting and grasping. Insulate water lines when replaced. Federal Guideline: 309, 606.4		
	<i>Reposition Mirror</i>	Low	\$50
	Notes: Bottom edge of reflecting surface is at 41" ht. (40" max.) Federal Guideline: 603.3		
	<i>Reposition Dispensers</i>	Medium	\$50
	Notes: 70" to operable parts (15"-48" max). Federal Guideline: 308, 604.7		
	<i>Provide Occupancy Sensor</i>	Low	\$220
	Notes: Electrical switch is at 50" ht (48" max). Federal Guideline: 205.1, 308.2-3		
	<i>Evaluate Clear Space in Restroom</i>	Medium	TBD
	Notes: 30x48" req'd for forward approach at sink and 60" dia turning area are not provided. Clear width at toilet is 44" (60" min. req'd). Available space will not accommodate correct fixture layout and clearances. Federal Guideline: 604.2-604.4, 604.8		
	<i>Reposition Toilet & Replace Toilet Seat</i>	Low	\$765
	Notes: Located 20 1/2" from side wall (16"-18" max.) Toilet seat is 16" high (17"-19" req'd). Federal Guideline: 309.4, 402.2.7, 604.4		
	<i>Provide Grab Bars</i>	High	\$1,000
	Notes: None provided. (Side and rear req'd) Federal Guideline: 604.5, 609.3-4		
8b-22	<i>Replace Door</i>	High	\$1,500
	Notes: Door clear width 27" (32" min. req'd) Federal Guideline: 404.2.10		
	<i>Replace Door Hardware</i>	High	\$300
	Notes: Hardware requires twisting and grasping. Federal Guideline: 309.4, 402.2.7		
	Circuit Court - Jury Men's Restroom		
16-4	<i>Replace Wall Signage</i>	Low	\$100
	Notes: Braille located too close to text. Federal Guideline: 216, 703		

Item #	Description	Priority	Estimated Cost
	<i>Replace Lavatory and Faucet Controls</i>	Low	\$1,400
	Notes: Cabinet unit provides no knee space. Controls requires twisting and grasping. Insulate water lines when replaced. Federal Guideline: 309, 606.4		
	<i>Reposition Dispensers</i>	Medium	\$50
	Notes: 67" to operable parts (15"-48" max). Federal Guideline: 308, 604.7		
	<i>Provide Occupancy Sensor</i>	Low	\$220
	Notes: Electrical switch is at 50" ht (48" max). Federal Guideline: 205.1, 308.2-3		
	<i>Evaluate Clear Space in Restroom</i>	Medium	TBD
	Notes: 30x48" req'd for forward approach at sink and 60" dia turning area are not provided. Clear width at toilet is 44" (60" min. req'd). Available space will not accommodate correct fixture layout and clearances. Federal Guideline: 604.2-604.4, 604.8		
	<i>Reposition Toilet & Replace Toilet Seat</i>	Low	\$765
	Notes: Located 21" from side wall (16"-18" max.) Toilet seat is 16" high (17"-19" req'd). Federal Guideline: 309.4, 402.2.7, 604.4		
	<i>Provide Grab Bars</i>	High	\$1,000
	Notes: None provided. (Side and rear req'd) Federal Guideline: 604.5, 609.3-4		
8b-23	<i>Replace Door</i>	High	\$1,500
	Notes: Door clear width 27" (32" min. req'd) Federal Guideline: 404.2.10		
	<i>Replace Door Hardware</i>	High	\$300
	Notes: Hardware requires twisting and grasping. Federal Guideline: 309.4, 402.2.7		
	<i>Women's Restroom</i>		
15-5	<i>Replace Wall Signage</i>	Low	\$100
	Notes: Braille located too close to text. Federal Guideline: 216, 703		
	<i>Insulate water lines</i>	Medium	\$100
	Notes: Supply lines, valves, and exposed drain pipes are not insulated to protect against contact. Federal Guideline: 606.5		
	<i>Replace Faucet Controls</i>	Medium	\$350
	Notes: Controls requires twisting and grasping. Federal Guideline: 309, 606.4		
	<i>Reposition Mirror</i>	Low	\$50
	Notes: Bottom edge of reflecting surface is at 41" ht. (40" max.) Federal Guideline: 603.3		

Item #	Description	Priority	Estimated Cost
	<i>Reposition Dispensers</i>	Medium	\$50
	Notes: 56" to operable parts (15"-48" max). Federal Guideline: 308, 604.7		
	<i>Provide Occupancy Sensor</i>	Low	\$220
	Notes: Electrical switch is at 49 1/2" ht (48" max). Federal Guideline: 205.1, 308.2-3		
	<i>Provide Handles on Stall Door</i>	Low	\$150
	Notes: No handles provided on inside of stall Federal Guideline: 213.3, 604.8.2, 404.2.7, 309.4		
	<i>Reconfigure Stall Partition</i>	High	\$1,270
	Notes: Stall door clear width is 30 1/2" (32" min). Stall width is 36" (60" min. req'd). Federal Guideline: 604.2-604.4, 604.8		
	<i>Reposition Toilet</i>	Low	\$765
	Notes: Located 20 1/2" from side wall (16"-18" max.) Federal Guideline: 309.4, 402.2.7		
	<i>Provide and/or Reposition Grab Bars</i>	Medium	\$1,000
	Notes: Rear grab bar is not provided. Side grab bar is extends 45" from rear wall (54" req'd). Federal Guideline: 604.5, 609.3-4		
	<i>Reposition Coat Hook</i>	Medium	\$50
	Notes: Located at 66" ht. (15"-48" req'd) Federal Guideline: 308, 603.4		
8b-24	<i>Replace Door</i>	Medium	\$1,500
	Notes: Door clear width 29" (32" min. req'd) Federal Guideline: 404.2.10		
	<i>Replace Door Hardware</i>	High	\$300
	Notes: Hardware requires twisting and grasping. Federal Guideline: 309.4, 402.2.7		
	<i>Adjust Door Closer¹</i>	Medium	\$450
	Notes: Operating effort is 10 lb (5 lb max for interior doors). Federal Guideline: 404.2.9		
	<i>Provide Maneuvering Space on Swing Side</i>	Low	TBD
	Notes: Wall is located immediately adjacent parallel to doorway (18" min. req'd) Federal Guideline: 404.2.4.1		
	<i>Men's Restroom</i>		
	<i>Replace Wall Signage</i>	Low	\$100
	Notes: Braille located too close to text. Federal Guideline: 216, 703		
	<i>Insulate water lines</i>	Medium	\$100
	Notes: Supply lines, valves, and exposed drain pipes are not insulated to protect against contact. Federal Guideline: 606.5		

Item #	Description	Priority	Estimated Cost
	<i>Replace Faucet Controls</i>	Medium	\$350
	Notes: Controls requires twisting and grasping. Federal Guideline: 309, 606.4		
	<i>Reposition Mirror</i>	Low	\$50
	Notes: Bottom edge of reflecting surface is at 41" ht. (40" max.) Federal Guideline: 603.3		
	<i>Reposition Dispensers</i>	Medium	\$50
	Notes: 55" to operable parts (15"-48" max). Federal Guideline: 308, 604.7		
	<i>Provide Occupancy Sensor</i>	Low	\$220
	Notes: Electrical switch is at 50" ht (48" max). Federal Guideline: 205.1, 308.2-3		
	<i>Replace Urinal</i>	Low	\$920
	Notes: Top of lip is 18" high and projects 12" from wall. (17" max. ht; 13 1/2" min. projection) Federal Guideline: 308, 309, 605.2-4		
	<i>Provide Handles on Stall Door</i>	Low	\$150
	Notes: No handles provided on inside of stall Federal Guideline: 213.3, 604.8.2, 404.2.7, 309.4		
	<i>Reconfigure Stall Partition</i>	High	\$1,270
	Notes: Stall door clear width is 30 1/2" (32" min). Stall width is 36" (60" min. req'd). Federal Guideline: 604.2-604.4, 604.8		
	<i>Reposition Toilet</i>	Low	\$765
	Notes: Located 20" from side wall (16"-18" max.) Federal Guideline: 309.4, 402.2.7		
	<i>Provide and/or Reposition Grab Bars</i>	Medium	\$1,000
	Notes: Rear grab bar is not provided. Side grab bar is extends 45" from rear wall (54" req'd). Federal Guideline: 604.5, 609.3-4		
	<i>Reposition Coat Hook</i>	Medium	\$50
	Notes: Located at 65" ht. (15"-48" req'd) Federal Guideline: 308, 603.4		
8b-25	<i>Replace Door</i>	Medium	\$1,500
	Notes: Door clear width 29" (32" min. req'd) Federal Guideline: 404.2.10		
	<i>Replace Door Hardware</i>	High	\$300
	Notes: Hardware requires twisting and grasping. Federal Guideline: 309.4, 402.2.7		
	<i>Adjust Door Closer¹</i>	High	\$450
	Notes: Operating effort is 12 lb (5 lb max for interior doors). Federal Guideline: 404.2.9		

Item #	Description	Priority	Estimated Cost
	<i>Provide Maneuvering Space on Swing Side</i>	Low	TBD
	Notes: Wall is located immediately adjacent parallel to doorway (18" min. req'd) Federal Guideline: 404.2.4.1		
Third Floor			
Item #	Description	Priority	Estimated Cost
	<i>Common Space</i>		
7-3	<i>Provide Paper Cup Dispenser and Provide Cane Detectable Element To Eliminate Protrusion</i>	Medium	\$200
	Notes: "Hi-lo" fountain is not provided. Fountain provided does not meet dimensional requirements for wheelchair users. Fountain protrudes into corridor. Federal Guideline: 211		
	<i>Superior Court #1 - Office</i>		
18-11	<i>Replace Wall Signage</i>	Low	\$100
	Notes: Braille located too close to text. Federal Guideline: 216, 703		
34-5	<i>Provide Accessible Service Counter or Alternate Accommodation</i>	Low	\$600
	Notes: Counter height at service counter exceeds allowable height and provides no knee space (28" - 34" with knee space for work surface; 38" max verbal interaction) Noted staff provide clipboard when needed as work surface. Federal Guideline: 226.1, 902.2		
8b-27	<i>Adjust Door Closer¹</i>	High	\$450
	Notes: Operating effort is 12 lb (5 lb max for interior doors). Federal Guideline: 404.2.9		
	<i>Superior Court #1</i>		
	<i>Replace Wall Signage (Both Entries)</i>	Low	\$200
	Notes: Braille located too close to text. Federal Guideline: 216, 703		
	<i>Provide Assistive Listening Devices and Signage</i>	Low	\$270
	Notes: Audio amplification system provided. Per table 219.3, 2 receivers are required. Both must be hearing-aid compatible. No signage is provided indicating availability of system. No devices provided. Federal Guideline: 219.2-219.3, 216.10, 703.7.2.4, 706.1		
8b-28	<i>Adjust Door Closer¹</i>	High	\$450
	Notes: Operating effort is 15 lb (5 lb max for interior doors). Federal Guideline: 404.2.9		
	<i>Replace Door Hardware</i>	High	\$300
	Notes: Hardware requires twisting and grasping. Federal Guideline: 309.4, 402.2.7		

Item #	Description	Priority	Estimated Cost
8b-29	<i>Adjust Door Closer</i> ²	High	\$450
	Notes: Operating effort is 13 lb (5 lb max for interior doors). Federal Guideline: 404.2.9		
	<i>Replace Door Hardware</i>	High	\$300
	Notes: Hardware requires twisting and grasping. Federal Guideline: 309.4, 402.2.7		
	Magistrate's Office		
18-12	<i>Replace Wall Signage</i>	Low	\$100
	Notes: Braille located too close to text. Federal Guideline: 216, 703		
	Staff noted door is kept open during business hours.		
20-4	<i>Provide Accessible Aisle Seating in Assembly Area</i>	Low	\$50
	Notes: Identify accessible aisle seat with contrasting sign or marker. Federal Guideline: 221.4, 802.4		
34-6	<i>Provide Accessible Service Counter or Alternate Accommodation</i>	Low	\$600
	Notes: Counter height at service counter exceeds allowable height and provides no knee space (28" - 34" with knee space for work surface; 38" max verbal interaction) Noted staff provide clipboard when needed as work surface. Federal Guideline: 226.1, 902.2		
8b-30	<i>Replace Door</i>	Medium	\$1,500
	Notes: Door clear width 29" (32" min. req'd) Federal Guideline: 404.2.10		
	<i>Adjust Door Closer</i> ²	Low	\$450
	Notes: Operating effort is 12 lb (5 lb max for interior doors). Federal Guideline: 404.2.9		
	<i>Replace Door Hardware</i>	Low	\$300
	Notes: Hardware requires twisting and grasping. Federal Guideline: 309.4, 402.2.7		
	<i>Provide Maneuvering Space</i>	Low	\$450
	Notes: Swing side maneuvering space is blocked at 8" parallel to door. (18" req'd) Federal Guideline: 404.2.4		
	Magistrate Court		
	<i>Replace Wall Signage</i>	Low	\$100
	Notes: Braille located too close to text. Federal Guideline: 216, 703		
8b-31	<i>Adjust Door Closer</i> ¹	High	\$450
	Notes: Operating effort is 12 lb (5 lb max for interior doors). Federal Guideline: 404.2.9		
	Jury Room		
18-13	<i>Replace Wall Signage</i>	Low	\$100
	Notes: Braille located too close to text.		

Item #	Description	Priority	Estimated Cost
	Federal Guideline: 216, 703		
	<i>Provide Occupancy Sensor or Reposition Switch</i>	Low	\$220
	Notes: Electrical switch is at 49 1/2" ht (48" max). Federal Guideline: 205.1, 308.2-3		
	<i>Provide Accessible Aisle Seating in Assembly Area</i>	Low	\$50
	Notes: None provided. 6 total aisle seats provided in gallery requiring minimum of 1 aisle seat to be designated accessible. Identify accessible aisle seat with contrasting sign or marker. Federal Guideline: 221.4, 802.4		
	<i>Provide Assistive Listening Devices and Signage</i>	Low	\$270
	Notes: Audio amplification system provided. Per table 219.3, 2 receivers are required. Both must be hearing-aid compatible. No signage is provided indicating availability of system. No devices provided. Federal Guideline: 219.2-219.3, 216.10, 703.7.2.4, 706.1		
	<i>Provide Accessible Witness Stand</i>	N/A	N/A
	Notes: Witness stand is raised.. Space available adjacent to stand for alternate accommodation. Federal Guideline: 802.1		
8b-32	<i>Adjust Door Closer¹</i>	High	\$450
	Notes: Operating effort is 11 lb (5 lb max for interior doors). Federal Guideline: 404.2.9		
	<i>Replace Door Hardware</i>	High	\$300
	Notes: Hardware requires twisting and grasping. Federal Guideline: 309.4, 402.2.7		
	Jury - Women's Restroom		
16-5	<i>Provide Wall and Door Signage</i>	Low	\$200
	Notes: Lettering on door only. Braille and raised text required. Federal Guideline: 216, 703		
	<i>Reposition Lavatory</i>	Low	\$600
	Notes: Knee space depth obstructed at 9 1/2" (11" min.) Federal Guideline: 309, 606.4		
	<i>Replace Faucet Controls</i>	Low	\$350
	Notes: Controls requires twisting and grasping. Federal Guideline: 309, 606.4		
	<i>Insulate water lines</i>	Medium	\$100
	Notes: Supply lines, valves, and exposed drain pipes are not insulated to protect against contact. Federal Guideline: 606.5		
	<i>Reposition Dispensers</i>	Medium	\$50
	Notes: 67 1/2" to operable parts (15"-48" max). Federal Guideline: 308, 604.7		

Item #	Description	Priority	Estimated Cost
	<i>Reposition Mirror</i>	Low	\$50
	Notes: Bottom edge of reflecting surface is at 41 1/2" ht. (40" max.) Federal Guideline: 603.3		
	<i>Provide Occupancy Sensor and Provide Alternate Outlet Access</i>	Low	\$220
	Notes: Electrical switch is at 50" ht (48" max). Mount power strip within reach range. Federal Guideline: 205.1, 308.2-3		
	<i>Replace Flush Controls</i>	Low	\$400
	Notes: Flush controls located on narrow side (wide req'd). Replace with auto flush sensor. Federal Guideline: 604.6		
	<i>Evaluate Clear Space in Restroom</i>	Medium	TBD
	Notes: 30x48" req'd for forward approach at sink and 60" dia turning area are not provided. Clear width at toilet is 59" (60" min. req'd). Available space will not accommodate correct fixture layout and clearances. Federal Guideline: 604.2-604.4, 604.8		
	<i>Reposition Toilet</i>	Low	\$765
	Notes: Located 15 1/2" from side wall (16"-18" max.) Federal Guideline: 309.4, 402.2.7		
	<i>Provide Grab Bars</i>	High	\$1,000
	Notes: None provided. (Side and rear req'd) Federal Guideline: 604.5, 609.3-4		
8b-33	<i>Replace Door</i>	High	\$1,500
	Notes: Door clear width 25" (32" min. req'd) Federal Guideline: 404.2.10		
	<i>Replace Door Hardware</i>	High	\$300
	Notes: Hardware requires twisting and grasping. Federal Guideline: 309.4, 402.2.7		
	<i>Jury - Men's Restroom</i>		
16-6	<i>Provide Wall and Door Signage</i>	Low	\$200
	Notes: Lettering on door only. Braille and raised text required. Federal Guideline: 216, 703		
	<i>Reposition Lavatory</i>	Low	\$600
	Notes: Knee space depth obstructed at 9 1/2" (11" min.) Federal Guideline: 309, 606.4		
	<i>Insulate water lines</i>	Medium	\$100
	Notes: Supply lines, valves, and exposed drain pipes are not insulated to protect against contact. Federal Guideline: 606.5		
	<i>Reposition Dispensers</i>	Medium	\$50
	Notes: 65" to operable parts (15"-48" max). Federal Guideline: 308, 604.7		

Item #	Description	Priority	Estimated Cost
	<i>Reposition Mirror</i>	Low	\$50
	Notes: Bottom edge of reflecting surface is at 41" ht. (40" max.) Federal Guideline: 603.3		
	<i>Provide Occupancy Sensor and Provide Alternate Outlet Access</i>	Low	\$220
	Notes: Electrical switch is at 50" ht (48" max). Mount power strip within reach range. Federal Guideline: 205.1, 308.2-3		
	<i>Evaluate Clear Space in Restroom</i>	Medium	TBD
	Notes: 30x48" req'd for forward approach at sink and 60" dia turning area are not provided. Clear width at toilet is 59" (60" min. req'd). Available space will not accommodate correct fixture layout and clearances. Federal Guideline: 604.2-604.4, 604.8		
	<i>Reposition Toilet</i>	Low	\$765
	Notes: Located 15 1/2" from side wall (16"-18" max.) Federal Guideline: 309.4, 402.2.7		
	<i>Provide Grab Bars</i>	High	\$1,000
	Notes: None provided. (Side and rear req'd) Federal Guideline: 604.5, 609.3-4		
8b-34	<i>Replace Door</i>	High	\$1,500
	Notes: Door clear width 25" (32" min. req'd) Federal Guideline: 404.2.10		
	<i>Replace Door Hardware</i>	High	\$300
	Notes: Hardware requires twisting and grasping. Federal Guideline: 309.4, 402.2.7		
	Women's Restroom		
15-7	<i>Replace Wall Signage</i>	Low	\$200
	Notes: Braille located too close to text. Federal Guideline: 216, 703		
	<i>Insulate water lines</i>	Medium	\$100
	Notes: Supply lines, valves, and exposed drain pipes are not insulated to protect against contact. Federal Guideline: 606.5		
	<i>Replace Faucet Controls</i>	Medium	\$350
	Notes: Controls requires twisting and grasping. Federal Guideline: 309, 606.4		
	<i>Reposition Mirror</i>	Low	\$50
	Notes: Bottom edge of reflecting surface is at 41" ht. (40" max.) Federal Guideline: 603.3		
	<i>Reposition Dispensers</i>	Medium	\$50
	Notes: 54" to operable parts (15"-48" max). Federal Guideline: 308, 604.7		

Item #	Description	Priority	Estimated Cost
	<i>Provide Occupancy Sensor</i>	Low	\$220
	Notes: Electrical switch is at 50" ht (48" max). Federal Guideline: 205.1, 308.2-3		
	<i>Provide Handles on Stall Door</i>	Low	\$150
	Notes: No handles provided on inside of stall Federal Guideline: 213.3, 604.8.2, 404.2.7, 309.4		
	<i>Reconfigure Stall Partition</i>	High	\$1,270
	Notes: Stall door clear width is 30" (32" min). Stall width is 41" (60" min. req'd). Federal Guideline: 604.2-604.4, 604.8		
	<i>Reposition Toilet</i>	Low	\$765
	Notes: Located 20" from side wall (16"-18" max.) Federal Guideline: 309.4, 402.2.7		
	<i>Provide and/or Reposition Grab Bars</i>	Medium	\$1,000
	Notes: Rear grab bar is not provided. Side grab bar is extends 45" from rear wall (54" req'd). Federal Guideline: 604.5, 609.3-4		
	<i>Reposition Coat Hook</i>	Medium	\$50
	Notes: Located at 60" ht. (15"-48" req'd) Federal Guideline: 308, 603.4		
8b-35	<i>Replace Door</i>	Medium	\$1,500
	Notes: Door clear width 29" (32" min. req'd) Federal Guideline: 404.2.10		
	<i>Replace Door Hardware</i>	High	\$300
	Notes: Hardware requires twisting and grasping. Federal Guideline: 309.4, 402.2.7		
	<i>Adjust Door Closer²</i>	Medium	\$450
	Notes: Operating effort is 10 lb (5 lb max for interior doors). Federal Guideline: 404.2.9		
	<i>Provide Maneuvering Space on Swing Side</i>	Low	TBD
	Notes: Wall is located immediately adjacent parallel to doorway (18" min. req'd) Federal Guideline: 404.2.4.1		
	<i>Men's Restroom</i>		
15-8	<i>Replace Wall Signage</i>	Low	\$200
	Notes: Braille located too close to text. Federal Guideline: 216, 703		
	<i>Insulate water lines</i>	Medium	\$100
	Notes: Supply lines, valves, and exposed drain pipes are not insulated to protect against contact. Federal Guideline: 606.5		
	<i>Replace Faucet Controls</i>	Medium	\$350
	Notes: Controls requires twisting and grasping. Federal Guideline: 309, 606.4		

Item #	Description	Priority	Estimated Cost
	<i>Reposition Mirror</i>	Low	\$50
	Notes: Bottom edge of reflecting surface is at 41" ht. (40" max.) Federal Guideline: 603.3		
	<i>Reposition Dispensers</i>	Medium	\$50
	Notes: 54" to operable parts (15"-48" max). Federal Guideline: 308, 604.7		
	<i>Provide Occupancy Sensor</i>	Low	\$220
	Notes: Electrical switch is at 50" ht (48" max). Federal Guideline: 205.1, 308.2-3		
	<i>Replace Urinal</i>	Low	\$920
	Notes: Top of lip is 21" high and projects 12" from wall. (17" max. ht; 13 1/2" min. projection) Federal Guideline: 308, 309, 605.2-4		
	<i>Provide Handles on Stall Door</i>	Low	\$150
	Notes: No handles provided on inside of stall Federal Guideline: 213.3, 604.8.2, 404.2.7, 309.4		
	<i>Reconfigure Stall Partition</i>	High	\$1,270
	Notes: Stall door clear width is 31" (32" min). Stall width is 43" (60" min. req'd). Federal Guideline: 604.2-604.4, 604.8		
	<i>Reposition Toilet</i>	Low	\$765
	Notes: Located 23" from side wall (16"-18" max.) Federal Guideline: 309.4, 402.2.7		
	<i>Provide and/or Reposition Grab Bars</i>	Medium	\$1,000
	Notes: Rear grab bar is not provided. Side grab bar is extends 46" from rear wall (54" req'd). Federal Guideline: 604.5, 609.3-4		
	<i>Reposition Coat Hook</i>	Medium	\$50
	Notes: Located at 68" ht. (15"-48" req'd) Federal Guideline: 308, 603.4		
8b-36	<i>Replace Door</i>	Medium	\$1,500
	Notes: Door clear width 29" (32" min. req'd) Federal Guideline: 404.2.10		
	<i>Replace Door Hardware</i>	High	\$300
	Notes: Hardware requires twisting and grasping. Federal Guideline: 309.4, 402.2.7		
	<i>Provide Maneuvering Space on Swing Side</i>	Low	TBD
	Notes: Wall is located immediately adjacent parallel to doorway (18" min. req'd) Federal Guideline: 404.2.4.1		

Item #	Description	Priority	Estimated Cost
Floor Level Access			
Item #	Description	Priority	Estimated Cost
	<i>Stairways</i>		
	<i>Note: Per 210.1, Exception 3: In alterations, stairs between levels that are connected by an accessible route shall not be required to comply with 504 except that handrails complying with 505 shall be</i>		
11-1,2,3	<i>Main Central Stairway</i>		
	<i>Due to the historical nature of the main staircase it is not recommended to make changes. The floors are also served by alternate routes including an elevator and another stairway.</i>		
	<i>Provide Stairways Signage</i>	Medium	\$400
	Notes: None Provided. Raised text/Braille indicating floor level required at each landing. Federal Guideline: 216.3-4, 703.2, 703.4		

Item #	Description	Priority	Estimated Cost
	<i>Modify Handrails</i>	N/A	N/A
	Notes: Handrail size is not compliant. No extensions are provided (12" beyond top stair and 1 tread depth beyond bottom stair required.) Interior handrail only is provided on top flight (both sides req'd). Federal Guideline: 505.3, 505.7, 505.10		
	<i>Modify Stair Risers on First Two Flights</i>	N/A	N/A
	Notes: Stair risers are 7 1/2" ht. (max. 7" ht) Stairs are also of variable width on radius bends. Federal Guideline:		
11-4	<i>Fire Stair</i>		
	<i>Provide Stairways Signage</i>	Medium	\$400
	Notes: None Provided. Raised text/Braille indicating floor level required at each landing. Federal Guideline: 216.3-4, 703.2, 703.4		
	<i>Modify Handrails</i>	N/A	N/A
	Notes: Handrail is mounted at 32" (34"-38" req'd). No extensions are provided (12" beyond top stair and 1 tread depth beyond bottom stair required.) Federal Guideline: 505.3, 505.7, 505.10		
	<i>Modify Stair Risers on First Two Flights</i>	N/A	N/A
	Notes: Stair risers are 7 1/2" ht. (max. 7" ht) Federal Guideline:		
	<i>Lower Level Fire Door</i>		
8b-5	<i>Replace Wall Signage</i>	Low	\$100
	Notes: Braille located too close to text. Federal Guideline: 216, 703		
	<i>Replace Door Hardware</i>	High	\$300
	Notes: Hardware requires pinching. Federal Guideline: 309.4, 402.2.7		
	<i>Adjust Door Closer¹</i>	Medium	\$450
	Notes: Operating effort is 10 lb (5 lb max for interior doors). Federal Guideline: 404.2.9		
	<i>Modify Glazing</i>	Low	\$400
	Notes: Glazing panel located at 44" above finish floor. (43" max.) Federal Guideline: 404.2.11		
	<i>First Level Fire Door</i>		
8b-12	<i>Replace Wall Signage</i>	Low	\$100
	Notes: Braille located too close to text. Federal Guideline: 216, 703		
	<i>Replace Door Hardware</i>	High	\$300

Item #	Description	Priority	Estimated Cost
	Notes: Hardware requires pinching. Federal Guideline: 309.4, 402.2.7		

Item #	Description	Priority	Estimated Cost
	<i>Adjust Door Closer</i> ¹	Medium	\$450
	Notes: Operating effort is 10 lb (5 lb max for interior doors). Federal Guideline: 404.2.9		
	<i>Modify Glazing</i>	Low	\$400
	Notes: Glazing panel located at 44" above finish floor. (43" max.) Federal Guideline: 404.2.11		
8b-26	<i>Replace Wall Signage</i>	Low	\$100
	Notes: Braille located too close to text. Federal Guideline: 216, 703		
	<i>Replace Door Hardware</i>	High	\$300
	Notes: Hardware requires pinching. Federal Guideline: 309.4, 402.2.7		
	<i>Adjust Door Closer</i> ¹	Medium	\$450
	Notes: Operating effort is 10 lb (5 lb max for interior doors). Federal Guideline: 404.2.9		
	<i>Modify Glazing</i>	Low	\$400
	Notes: Glazing panel located at 44" above finish floor. (43" max.) Federal Guideline: 404.2.11		
8b-37	<i>Replace Wall Signage</i>	Low	\$100
	Notes: Braille located too close to text. Federal Guideline: 216, 703		
	<i>Replace Door Hardware</i>	High	\$300
	Notes: Hardware requires pinching. Federal Guideline: 309.4, 402.2.7		
	<i>Adjust Door Closer</i> ¹	Medium	\$450
	Notes: Operating effort is 12 lb (5 lb max for interior doors). Federal Guideline: 404.2.9		
	<i>Provide Kick Plate</i>	Low	\$110
	Notes: 6" smooth (10" min. smooth req'd) Federal Guideline: 404.2.10		
	Facility Total:		\$111,580

General Notes: 1. For door closer adjustments, cost shown is to replace in case adjustment cannot alleviate the

Extension Office

Exterior			
Item #	Description	Priority	Estimated Cost
1-1	Parking Lot		
	41 spaces provided, including 2 designated as accessible. 1 van space and 1 car space required.		
	Provide Accessible Parking Signage	High	\$300
	Notes: None provided. Include Van tag at appropriate space. Federal Guideline: 208.2, 208.3		
	Accessible Route		
2-1	Replace Curb Ramp	Medium	\$1,000
	Notes: Orientation of curb ramp is such that running slope of ramp becomes cross slope of intersecting walk. Side flare toward intersecting walk exceeds 1:10 max. Federal Guideline: 406.1		
	Replace Sidewalk	Low	\$850
	Notes: Portion of walk exceeds 2% max (2.4%). Federal Guideline: 403.2, 302.3		
	Site Furnishings		
	Provide Accessible Benches	Low	\$800
	Notes: Provided bench does not have compliant dimensions for seat depth, gap, or adjacent wheelchair space. At least 20% are required to be accessible, including connection to accessible route. 1 provided; 1 Required. Federal Guideline: 206.2.2, 403, 1011.2, 902, 306.3		
Interior			
Item #	Description	Priority	Estimated Cost
	Exterior Entrances ²		
8a-1	Main Entry		
	Provide means of egress signage	High	\$100
	Notes: None provided. Visual and tactile required. Federal Guideline:		
	Provide Kick Plate	Low	\$110
	Notes: 6" to glazing (10" min. smooth req'd) Federal Guideline: 404.2.10		
	Entry Foyer		
8b-1	Adjust Door Closer ³	Low	\$450
	Notes: Operating effort is 12 lb (5lb max for interior doors) Federal Guideline: 404.2.9		
	Provide Kick Plate	Low	\$110
	Notes: 6" to glazing (10" min. smooth req'd) Federal Guideline: 404.2.10		
	North Meeting Room		
18-3	Modify Electrical Controls	Low	\$440

Item #	Description	Priority	Estimated Cost
	Notes: Electrical switch is at 49" ht and volume control at 50" ht (48" max). Due to use of room, relocating control may be better option than occupancy sensor. Federal Guideline: 205.1, 308.2-3		
	<i>Reposition or Protect Protruding Objects</i>	Low	\$50
	Notes: White board cabinet protrudes 5" at 35" ht. (4" max. between 27" and 80" high) Provide cane detectable element below or reposition. Federal Guideline: 307.2		
	<i>Provide Assistive Listening Devices (Recommended)</i>	Low	\$200
	Notes: Though fixed seating is not present and therefore not required, it may be advantageous to provide assistive listening receivers compatible with existing sound system. Federal Guideline: 225.2, 308, 307.2		
8b-2	<i>Provide Wall Signage</i>	Medium	\$100
East door	Notes: None provided. Braille, and Raised Text signage required on latch side of door. Federal Guideline: 703.6, 216.8		
	<i>Adjust Door Closer¹</i>	Low	\$450
	Notes: Operating effort is 8 lb (5lb max for interior doors) Federal Guideline: 404.2.9		
8b-3	<i>Provide Wall Signage</i>	Medium	\$100
West Door	Notes: None provided. Braille, and Raised Text signage required on latch side of door. Federal Guideline: 703.6, 216.8		
	<i>Adjust Door Closer¹</i>	Low	\$450
	Notes: Closing speed is under 5 sec. min. Operating effort is 7 lb (5lb max for interior doors) Federal Guideline: 404.2.8-9		
	<i>Modify Glazing</i>	Low	\$400
	Notes: Glazing panel located at 46 1/2" above finish floor. (43" max.) Federal Guideline: 404.2.11		
	Conference Room		
18-4	<i>Provide Wall Signage</i>	Low	\$100
	Notes: None provided. Braille, and Raised Text signage required on latch side of door. Federal Guideline: 703.6, 216.8		
	<i>Modify Electrical Controls</i>	Low	\$440
	Notes: Electrical switch is at 50" ht and outlets at 10" ht (48" max). Federal Guideline: 205.1, 308.2-3		

Item #	Description	Priority	Estimated Cost
	<i>Replace Door</i>	Low	\$1,500
	Notes: Closing speed is under 5 sec. min. Door width is 30 3/4" (32" min. req'd). Federal Guideline: 404.2.3, 404.2.8		
	<i>Men's Restroom</i>		
15-1	<i>Modify Wall Signage</i>	Low	\$100
	Notes: Braille too far from raised text (3/8" to 1/2" req'd) Federal Guideline: 703.6, 216.8		
	<i>Modify Lavatory</i>	Low	\$400
	Notes: Clear width of knee space is 29" (30" min. req'd). Modify side supports to accommodate. Federal Guideline: 606.2, 306.3		
	<i>Provide Occupancy Sensor</i>	Low	\$220
	Notes: Electrical switch is at 50" ht (48" max). Federal Guideline: 205.1, 308.2-3		
8b-8	<i>Provide Door Signage</i>	Low	\$100
	Notes: None provided. Provide sign with pictogram and raised text. Federal Guideline: 703.6, 216.8		
	<i>Adjust Door Closer²</i>	Medium	\$450
	Notes: Operating effort is 10 lb (5lb max for interior doors) Federal Guideline: 404.2.8-9		
	<i>Women's Restroom</i>		
15-2	<i>Modify Wall Signage</i>	Low	\$100
	Notes: Braille too far from raised text (3/8" to 1/2" req'd) Federal Guideline: 703.6, 216.8		
	<i>Provide Occupancy Sensor</i>	Low	\$220
	Notes: Electrical switch is at 50" ht (48" max). Federal Guideline: 205.1, 308.2-3		
	<i>Reposition Toilet Paper Dispenser</i>	Low	\$50
	Notes: Dispenser mounted 4" in front of toilet (7"-9" to centerline req'd). Federal Guideline: 604.7		
	<i>Reposition Rear Grab Bar</i>	Low	\$500
	Notes: Reposition rear grab bar to be positioned 12"/24" relative to centerline of toilet. Federal Guideline: 604.5.2		
8b-8	<i>Provide Door Signage</i>	Low	\$100
	Notes: None provided. Provide sign with pictogram and raised text. Federal Guideline: 703.6, 216.8		
	<i>Adjust Door Closer²</i>	High	\$450
	Notes: Operating effort is 15 lb (5lb max for interior doors)		

Item #	Description	Priority	Estimated Cost
	Federal Guideline: 404.2.8-9		

Item #	Description	Priority	Estimated Cost
	Unisex Restroom		
16-1	Modify Wall Signage	Low	\$100
	Notes: Braille too far from raised text (3/8" to 1/2" req'd) Federal Guideline: 703.6, 216.8		
	Provide Maneuvering Space	Low	\$0
	Notes: Req'd 60" dia turning area not provided. Relocate storage unit to provide appropriate clear space at toilet. Federal Guideline: 703.2-4, 703.6, 216.8		
	Provide Occupancy Sensor	Low	\$220
	Notes: Electrical switch is at 50" ht (48" max). Federal Guideline: 205.1, 308.2-3		
	Insulate water lines	Medium	\$100
	Notes: Supply lines, valves, and exposed drain pipes are not insulated to protect against contact. Federal Guideline: 606.5		
	Reposition Mirror	Low	\$50
	Notes: 41" to reflecting surface (15"-48" max). Federal Guideline: 308, 604.7		
	Reposition Toilet Paper Dispenser	Low	\$50
	Notes: Dispenser mounted 4" in front of toilet (7"-9" to centerline req'd). Federal Guideline: 604.7		
	Provide Grab Bars	High	\$1,000
	Notes: None Provided Federal Guideline: 604.5		
8b-8	Provide Door Signage	Low	\$50
	Notes: None provided. Provide sign with pictogram and raised text. Could relocate one of wall signs (duplicate provided). Federal Guideline: 703.6, 216.8		
	Corridors		
18-5	Modify Electrical Controls	Low	\$220
	Notes: Electrical switch is at 50" ht (48" max). Federal Guideline: 205.1, 308.2-3		
	Demo Kitchen		
35-1	Provide Accessible Kitchen Work Surface	Low	TBD
	Notes: Kitchen counters are 35 1/2 high. (28"-34" max for work surface). Island provides knee space and is on casters. Investigate if casters can be lowered to achieve req'd ht. Federal Guideline: 205.1, 308.2, 308.3		
	Provide Accessible Sink	Low	\$1,300
	Notes: Kitchen sink rim is 36 1/2" high. (34" max). Inadequate knee space is provided. Federal Guideline: 212.3, 306.3, 309, 606.2		

Item #	Description	Priority	Estimated Cost
	<i>Provide Accessible Range</i>	Low	\$800
	Notes: Controls require reaching across burners. Federal Guideline: 804.6.4		
	Facility Total:		\$14,530

General Notes: 1. For door closer adjustments, cost shown is to replace in case adjustment cannot alleviate

Johnson County Fairgrounds

General Site			
Item #	Description	Priority	Estimated Cost
	Exterior		
	Parking		
	<i>Due to the nature of Fairgrounds use, most general parking is not permanently designated and frequently occurs on lawn. Scott Hall Parking Lot provides 25 spaces with 1 designated accessible space.</i>		
1-1	<i>Provide Accessible Stall</i>	Medium	\$ 250
	Notes: Clearly mark aisles. Provide accessible parking signage, including van tag. During large events, consider making entire lot accessible parking only with temporary signage and allowing for access aisles. For heavily used buildings during fair off-season, consider providing permanent designated parking nearer to these facilities. Federal Guideline: 208.2, 208.3		
	General Site Circulation		
	<i>Provide Accessible Route between all areas of activity</i>	N/A	N/A
	Notes: Majority of surfaces are gravel or grass. Roadways are used as pedestrian routes during events. Federal Guideline: 206.2.2, 403.2		
	Site Furnishings		
	<i>At least 20% of each item below are required to be accessible, including connection to accessible route. Most furnishings are in storage until fair time and are moveable.</i>		
	<i>Provide Accessible Picnic Table Areas</i>	High	Included Above
	Notes: Tables present on grounds have compliant dimensions. Locate portion of picnic tables on an accessible route and provide firm, stable and slip resistant clear space around tables. Quantity could not be confirmed. Federal Guideline: 206.2.2, 403, 1011.2, 902, 306.3		
	<i>Provide Accessible Route to Water Sources</i>	Low	Included Above
	Notes: Water hydrants present on grounds are located within an acceptable reach range. There are 14 and are generally located in lawn. Federal Guideline: 206.2.2, 403, 1011.2, 902, 306.3		
	<i>Provide Accessible Route to Trash Receptacles</i>	Low	Included Above
	Notes: Barrels are movable. Locate portion of receptacles on an accessible route and provide firm, stable and slip resistant space adjacent. Quantity could not be confirmed. Federal Guideline: 206.2.2, 403, 1011.2, 902, 306.3		

Item #	Description	Priority	Estimated Cost
	Horseshoe Pits		
24-1	<i>Provide Accessible Route To Horseshoe Pits and Bleacher Viewing Area</i>	Medium	\$800
	Notes: Walkway is grass. Connect adjacent accessible route with existing concrete around pits. Federal Guideline: 206.2.2, 403.2		
21-3	<i>Provide Accessible Seating</i>	Low	\$350
	Notes: Total Seating approximately 120. No wheelchair spaces provided; 4 required. Provide level 36x48 space with forward approach for each space and include companion seat. Federal Guideline: 221.1, 802.1		
	<i>Provide Accessible Aisle Seating</i>	Low	\$900
	Notes: None provided. Designate seats equal to 5% of total aisle seats provided and connect to nearest accessible route. Federal Guideline: 221.1, 802.1		
	General Site Subtotal	\$2,300	
Campground			
Item #	Description	Priority	Estimated Cost
	Exterior		
	Campground		
	<i>Provide Accessible Electrical Hookup. Consider Designating Accessible Site (at minimum).</i>	Low	\$500
	Notes: Electrical hookups are outside of allowable reach range. Federal Guideline: 205.1, 308.2-3		
	Interior		
	Campground/Horse Area Women's Restrooms and Shower		
15-1	<i>Provide Wall Signage</i>	Medium	\$100
	Notes: None provided. Pictogram, ISA, Braille, and Raised Text signage required on latch side of door. Federal Guideline: 703.6, 216.8		
	<i>Insulate water lines</i>	Medium	\$100
	Notes: Supply lines, valves, and exposed drain pipes are not insulated to protect against contact. Federal Guideline: 606.5		
	<i>Reposition Mirror</i>	Low	\$50
	Notes: Bottom edge of reflecting surface is at 46" ht. (40" max.) Federal Guideline: 603.3		
	<i>Reposition Dispensers</i>	Low	\$50
	Notes: 57" to operable parts (15"-48" max). Federal Guideline: 308, 604.7		

Item #	Description	Priority	Estimated Cost
	<i>Provide Occupancy Sensor</i>	Low	\$220
	Notes: Electrical switch is at 54" ht (48" max). Federal Guideline: 205.1, 308.2-3		
	<i>Reposition Toilet Paper Dispenser</i>	Low	\$50
	Notes: Dispenser mounted 11" in front of toilet (7"-9" to centerline req'd) and obstructs the required clear space at grab bars. Federal Guideline: 604.7		
	<i>Reposition Grab Bars</i>	Low	\$1,000
	Notes: Side grab bar extends 49" from rear wall (54" min req'd). Rear grab bar is located 15"/21" relative to centerline of toilet (12"/24" req'd). Federal Guideline: 604.5, 609.3-4		
17-1	<i>Provide Removable Shower Head with Flexible Hose and Relocate Grab Bars</i>	Low	\$1,250
	Notes: Fixed head provided at 75". Both grab bars located 12" from adjacent wall (6" max.). Federal Guideline: 604.5, 609.3-4		
8a-1	<i>Replace Threshold</i>	Medium	\$175
	Notes: Threshold is 1". (1/4" max; 1/2" beveled) May need to include replacement of adjacent exterior concrete. Federal Guideline: 402.5, 404.2.3		
	<i>Replace Door Hardware</i>	Low	\$300
	Notes: Hardware requires grasping and twisting. Federal Guideline: 309.4, 402.2.7		
	Notes: Door is usually propped open during events.		
8b-1	<i>Replace Door Hardware</i>	Low	\$300
Door to Showers	Notes: Hardware requires grasping and twisting. Federal Guideline: 309.4, 402.2.7		
	Campground/Horse Area Men's Restrooms and Shower		
15-1	<i>Provide Wall Signage</i>	Medium	\$100
	Notes: None provided. Pictogram, ISA, Braille, and Raised Text signage required on latch side of door. Federal Guideline: 703.6, 216.8		
	<i>Insulate water lines</i>	Medium	\$100
	Notes: Supply lines, valves, and exposed drain pipes are not insulated to protect against contact. Federal Guideline: 606.5		
	<i>Reposition Mirror</i>	Low	\$50
	Notes: Bottom edge of reflecting surface is at 47" ht. (40" max.) Federal Guideline: 603.3		
	<i>Reposition Dispensers</i>	Low	\$50
	Notes: 56" to operable parts (15"-48" max). Federal Guideline: 308, 604.7		

Item #	Description	Priority	Estimated Cost
	<i>Provide Occupancy Sensor</i>	Low	\$220
	Notes: Electrical switch is at 50" ht (48" max). Federal Guideline: 205.1, 308.2-3		
	<i>Reposition Urinal</i>	Low	\$450
	Notes: Top of lip is 18" high. (17" max. ht) Federal Guideline: 308, 309, 605.2-4		
	<i>Reposition Toilet Paper Dispenser</i>	Low	\$50
	Notes: Dispenser mounted 11" in front of toilet (7"-9" to centerline req'd) and obstructs the required clear space at grab bars. Federal Guideline: 604.7		
	<i>Reposition Grab Bars</i>	Low	\$1,000
	Notes: Side grab bar is located 15" from rear wall (12" max req'd). Rear grab bar is located 17"/19" relative to centerline of toilet (12"/24" req'd). Federal Guideline: 604.5, 609.3-4		
17-2	<i>Provide Removable Shower Head with Flexible Hose and Relocate Grab Bars</i>	Low	\$1,250
	Notes: Fixed head provided at 75". Both grab bars located 12" from adjacent wall (6" max.). Federal Guideline: 604.5, 609.3-4		
8a-1	<i>Replace Threshold</i>	Medium	\$175
	Notes: Threshold is 2". (1/4" max; 1/2" beveled) May need to include replacement of adjacent exterior concrete. Federal Guideline: 402.5, 404.2.3		
	<i>Replace Door Hardware</i>	Low	\$300
	Notes: Hardware requires grasping and twisting. Federal Guideline: 309.4, 402.2.7		
	Notes: Door is usually propped open during events.		
8b-2	<i>Replace Door Hardware</i>	Low	\$300
Door to Showers	Notes: Hardware requires grasping and twisting. Federal Guideline: 309.4, 402.2.7		
	Campground Subtotal	\$8,140	
Horse Facilities			
Item #	Description	Priority	Estimated Cost
	Exterior		
	<i>Consider Providing Designated Accessible Stall Locations</i>	N/A	N/A
	Notes: Accessible stabling facilities might include concrete pad outside of stalls with connection to accessible route in next item. Outlets in stabling are over 96" ht. Provide mounted power strip within reach range. Federal Guideline: 206.2.2, 403.2, 205.1, 308.2-3		

Item #	Description	Priority	Estimated Cost
	<i>Provide Accessible Route to Livestock Washing Pavilion</i>	Low	\$2,000
	Notes: Adjacent pavement exceeds allowable cross and running slopes as well as changes in level. Connect to route from stabling area. Federal Guideline: 226.1, 902.2		
24-1	<i>Provide Accessible Route To Horse Arena, Concessions, and Shelter</i>	Medium	\$5,000
	Notes: All grass and gravel with slopes exceeding allowable slopes. Federal Guideline: 206.2.2, 403.2		
21-3	<i>Provide Accessible Seating</i>	Low	\$400
	Notes: Total Seating approximately 168. No wheelchair spaces provided; 5 required. Provide level 36x48 space with forward approach for each space and include companion seat. Federal Guideline: 221.1, 802.1		
	<i>Provide Accessible Aisle Seating</i>	Low	\$100
	Notes: None provided. Designate seats equal to 5% of total aisle seats provided and connect to nearest accessible route. Federal Guideline: 221.1, 802.1		
	<i>Provide Accessible Ticket Window</i>	Low	\$300
	Notes: Window is at 45" ht. Max. ht for service (verbal interaction only) is 38". Federal Guideline: 226.1, 902.2		
22-1	<i>Provide Accessible Picnic Tables</i>	Low	\$1,200
	Notes: Provided tables do not have compliant dimensions for knee space. At least 20% are required to be accessible, including connection to accessible route. Federal Guideline: 206.2.2, 403, 1011.2, 902, 306.3		
	<i>Provide Accessible Bench</i>	Low	\$1,200
	Notes: Provided benches does not have compliant dimensions, connection to accessible route or adjacent clear space (level, 30"x48"). At least 20% are required to be accessible, including connection to accessible route. Federal Guideline: 903.2-903.5, 1011.2		
	<i>Provide Accessible Service Counter at Concessions</i>	Low	\$300
	Notes: Inadequate knee space depth provided. Federal Guideline: 226.1, 902.2		
	<i>Provide Accessible Work Surface at Judges Tower</i>	Low	\$300
	Notes: Counter is at 39" ht. (Max work surface ht 36".) Federal Guideline: 226.1, 902.2		
	Horse Facilities Subtotal	\$10,800	

Item #	Description	Priority	Estimated Cost
Livestock Barns and Arena			
Item #	Description	Priority	Estimated Cost
	<i>Note: Accommodations are made on an as-needed basis for exhibitors with special needs, including access to power and water and are not included below.</i>	N/A	N/A
	Beef Barn		
	<i>Provide Accessible Route</i>	Medium	\$1,200
	Notes: Walkway is gravel and dirt. Connect to nearest accessible route. Federal Guideline: 206.2.2, 403.2		
	Goat Barn		
	<i>Provide Accessible Route</i>	Medium	\$1,200
	Notes: Walkway is gravel and dirt. Connect to nearest accessible route. Federal Guideline: 206.2.2, 403.2		
	Pig and Sheep Barn		
	<i>Eliminate Surface Level Changes</i>	Medium	\$500
	Notes: 2 locations have 1" displacement. Federal Guideline: 303.2		
	<i>Replace Areas Exceeding Cross Slope</i>	Low	\$250
	Notes: Minimal areas have cross slopes of up to 3%. Federal Guideline: 303.2		
	Exterior		
	Indoor Arena		
5-1	<i>Replace Exterior Access Ramps at North and South Entrances and Provide Handrails</i>	Medium	\$10,000
	Notes: Ramps have 14.1% running slope (8.33% max). Cross slope is 2.4% (2% max). No handrails are provided. Federal Guideline: 405.2-3, 505		
	Interior		
	Indoor Arena		
13-1	<i>Replace Interior Access Ramps at North and South Entrances and Provide Handrails</i>	Medium	\$5,000
	Notes: Ramps have 13.8% running slope (8.33% max). Cross slope is 2.4% (2% max). No handrails or edge protection are provided. Federal Guideline: 405.2-3, 505		
21-1	<i>Provide Accessible Seating</i>	Low	\$250
	Notes: Total Seating approximately 546. 6 wheelchair spaces provided; 7 required. Provide level 36x48 space with forward approach for each space and include companion seat. Federal Guideline: 221.1, 802.1		

Item #	Description	Priority	Estimated Cost
	<i>Provide Accessible Aisle Seating</i>	Low	\$100
	Notes: None provided. Designate seats equal to 5% of total aisle seats provided and connect to nearest accessible route. Federal Guideline: 221.1, 802.1		
	<i>Provide Assistive Listening Devices and Signage</i>	Medium	\$270
	Notes: Audio amplification system provided. Per table 219.3, 21 receivers are required. 6 must be hearing-aid compatible. No signage is provided indicating availability of system. Federal Guideline: 219.2-219.3, 216.10, 703.7.2.4, 706.1		
	<i>Provide Accessible Service Counter at Concessions</i>	Low	\$300
	Notes: Counter is 42" high (38" max for verbal interaction). Inadequate knee space depth provided. Federal Guideline: 226.1, 902.2		
	<i>Women's Restroom</i>		
15-1	<i>Provide Wall Signage & Replace Door Signage</i>	Medium	\$100
	Notes: Text only on door provided. Pictogram, ISA, Braille, and Raised Text signage required on latch side of door. Door sign to have raised text. Pictogram is insufficient size. Federal Guideline: 703.6, 216.8		
	<i>Reposition Lavatory</i>	Medium	\$600
	Notes: Clear knee space depth is not provided. Raise to accommodate. Federal Guideline: 305.3, 306.3.3, 606.2, 606.5		
	<i>Insulate water lines</i>	Medium	\$100
	Notes: Supply lines, valves, and exposed drain pipes are not insulated to protect against contact. Federal Guideline: 606.5		
	<i>Reposition Mirror</i>	Low	\$50
	Notes: Bottom edge of reflecting surface is at 46" ht. (40" max.) Federal Guideline: 603.3		
	<i>Reposition Dispensers</i>	Low	\$50
	Notes: 53" to operable parts (15"-48" max). Federal Guideline: 308, 604.7		
	<i>Provide Alternate Outlet Access</i>	Low	\$50
	Notes: Outlet is at 52" ht. Provide mounted power strip within reach range. Federal Guideline: 205.1, 308.2-3		
	<i>Provide Accessible Stall</i>	Low	\$1,270
	Notes: No handles provided on stall door. Door is swings into req'd clear space. Stall width is 47" (60" min). Federal Guideline: 213.3, 604.8.2, 404.2.7, 309.4		
	<i>Reposition Toilet</i>	Low	\$765
	Notes: Located 23" from side wall (16"-18" max.) Federal Guideline: 309.4, 402.2.7		

Item #	Description	Priority	Estimated Cost
	<i>Provide Grab Bars</i>	Low	\$1,000
	Notes: None Provided. Federal Guideline: 604.5, 609.3-4		
	<i>Reposition Coat Hook</i>	Low	\$50
	Notes: Coat hook is 59" high (48" max). Federal Guideline: 308, 603.4		
	<i>Men's Restroom</i>		
15-1	<i>Provide Wall Signage & Replace Door Signage</i>	Medium	\$100
	Notes: Text only on door provided. Pictogram, ISA, Braille, and Raised Text signage required on latch side of door. Door sign to have raised text. Pictogram is insufficient size. Federal Guideline: 703.6, 216.8		
	<i>Reposition Lavatory</i>	Medium	\$600
	Notes: Clear knee space depth is not provided. Raise to accommodate. Federal Guideline: 305.3, 306.3.3, 606.2, 606.5		
	<i>Insulate water lines</i>	Medium	\$100
	Notes: Supply lines, valves, and exposed drain pipes are not insulated to protect against contact. Federal Guideline: 606.5		
	<i>Reposition Mirror</i>	Low	\$50
	Notes: Bottom edge of reflecting surface is at 45" ht. (40" max.) Federal Guideline: 603.3		
	<i>Reposition Dispensers</i>	Low	\$50
	Notes: 52" to operable parts (15"-48" max). Federal Guideline: 308, 604.7		
	<i>Provide Alternate Outlet Access</i>	Low	\$50
	Notes: Outlet is at 52" ht. Provide mounted power strip within reach range. Federal Guideline: 205.1, 308.2-3		
	<i>Reposition Urinal</i>	Low	\$450
	Notes: Top of lip is 22" high. (17" max. ht) Federal Guideline: 308, 309, 605.2-4		
	<i>Provide Accessible Stall</i>	Low	\$1,270
	Notes: No handles provided on stall door. Door is swings into req'd clear space. Stall width is 47" (60" min). Federal Guideline: 213.3, 604.8.2, 404.2.7, 309.4		
	<i>Reposition Toilet</i>	Low	\$765
	Notes: Located 22" from side wall (16"-18" max.) Federal Guideline: 309.4, 402.2.7		
	<i>Reposition Toilet Paper Dispenser</i>	Low	\$50
	Notes: Dispenser mounted 11" in front of toilet (7"-9" to centerline req'd). Federal Guideline: 604.7		

Item #	Description	Priority	Estimated Cost
	<i>Provide Grab Bars</i>	Low	\$1,000
	Notes: None Provided. Federal Guideline: 604.5, 609.3-4		
	<i>Reposition Coat Hook</i>	Low	\$50
	Notes: Coat hook is 59" high (48" max). Federal Guideline: 308, 603.4		
8a-3	<i>Replace Threshold</i>	Medium	\$175
	Notes: Threshold is over 1". (1/4" max; 1/2" beveled) May need to include replacement of adjacent exterior concrete. Federal Guideline: 402.5, 404.2.3		
	<i>Replace Door Hardware</i>	Low	\$300
	Notes: Hardware requires grasping and twisting. Federal Guideline: 309.4, 402.2.7		
	Notes: Door is usually propped open during events.		
	<i>Women's Shower</i>		
17-1	<i>Provide Wall Signage</i>	Medium	\$100
	Notes: Text only on door provided. Pictogram, ISA, Braille, and Raised Text signage required on latch side of door. Federal Guideline: 703.6, 216.8		
	<i>Reposition Lavatory</i>	Medium	\$600
	Notes: Clear knee space depth is not provided. Raise to accommodate. Federal Guideline: 305.3, 306.3.3, 606.2, 606.5		
	<i>Insulate water lines</i>	Medium	\$100
	Notes: Supply lines, valves, and exposed drain pipes are not insulated to protect against contact. Federal Guideline: 606.5		
	<i>Reposition Mirror</i>	Low	\$50
	Notes: Bottom edge of reflecting surface is at 45" ht. (40" max.) Federal Guideline: 603.3		
	<i>Provide Occupancy Sensor</i>	Low	\$220
	Notes: Electrical switch is at 51" ht (48" max). Federal Guideline: 205.1, 308.2-3		
	<i>Provide Accessible Shower Stall</i>	Low	\$2,500
	Notes: No special access equipment provided. 4" step down at entry to existing shower area. Provide removable shower head with flexible hose or fixed head at 48" max. ht. Provide grab bars. Provide clothes hooks within 15"-48" reach range; Existing are mounted at 65" and up. Provide accessible bench: Bench provided does not meet dimensional requirements. Federal Guideline: 608.3.2, 608.6, 609.2-609.8		

Item #	Description	Priority	Estimated Cost
8a-2	<i>Replace Threshold</i>	Medium	\$175
	Notes: Threshold is over 1". (1/4" max; 1/2" beveled) May need to include replacement of adjacent exterior concrete. Federal Guideline: 402.5, 404.2.3		
	<i>Men's Shower</i>		
17-2	<i>Provide Wall Signage</i>	Medium	\$100
	Notes: Text only on door provided. Pictogram, ISA, Braille, and Raised Text signage required on latch side of door. Federal Guideline: 703.6, 216.8		
	<i>Reposition Lavatory</i>	Medium	\$600
	Notes: Clear knee space depth is not provided. Raise to accommodate. Federal Guideline: 305.3, 306.3.3, 606.2, 606.5		
	<i>Insulate water lines</i>	Medium	\$100
	Notes: Supply lines, valves, and exposed drain pipes are not insulated to protect against contact. Federal Guideline: 606.5		
	<i>Reposition Mirror</i>	Low	\$50
	Notes: Bottom edge of reflecting surface is at 42" ht. (40" max.) Federal Guideline: 603.3		
	<i>Provide Occupancy Sensor</i>	Low	\$220
	Notes: Electrical switch is at 51" ht (48" max). Federal Guideline: 205.1, 308.2-3		
	<i>Provide Accessible Shower Stall</i>	Low	\$2,500
	Notes: No special access equipment provided. 4" step down at entry to existing shower area. Provide removable shower head with flexible hose or fixed head at 48" max. ht. Provide grab bars. Provide clothes hooks within 15"-48" reach range; Existing are mounted at 65" and up. Provide accessible bench: Bench provided does not meet dimensional requirements. Federal Guideline: 608.3.2, 608.6, 609.2-609.8		
	Livestock Barns and Arena Subtotal	\$35,430	
Grandstands			
Item #	Description	Priority	Estimated Cost
	Exterior		
	<i>Accessible Routes</i>		
	<i>Provide Accessible Route To Grandstand 2</i>	Medium	\$2,200
	Notes: Walkway is grass. Connect to nearest accessible route. Federal Guideline: 206.2.2, 403.2		

Item #	Description	Priority	Estimated Cost
	<i>Replace Pavement</i>	Medium	\$2,000
	Notes: Asphalt walk to Grandstands needs patching and is over both cross and running slopes allowable. Vertical displacements up to 1" exist. Federal Guideline: 206.2.2, 403		
	<i>Replace Wood Ramp</i>	Medium	\$5,000
	Notes: Ramp to accessible seating area is 10.6% running slope (8.33% max). Cross slope is 3.3% (2% max). 1" level change at joining of ramp and adjacent walk. Handrails exceed allowable perimeter dimension. No edge protection provided on first run. Federal Guideline: 405.2-9, 505		
	Grandstand Facilities		
	<i>Provide Assistive Listening Devices and Signage</i>	Medium	\$270
	Notes: Audio amplification system provided. Per table 219.3, 3 receivers are required. 2 of 3 must be hearing-aid compatible. No signage is provided indicating availability of system. Federal Guideline: 219.2-219.3, 216.10, 703.7.2.4, 706.1		
	<i>Provide Accessible Ticket Window</i>	Low	\$300
	Notes: Window is at 39" ht. Max. ht for service (verbal interaction only) is 38". Federal Guideline: 226.1, 902.2		
	Grandstand #1		
21-1	<i>Provide Accessible Seating</i>	Medium	\$1,100
	Notes: Total Seating approximately 1755. 6 wheelchair spaces provided; 15 required. Provide level 36x48 space with forward approach for each space and include companion seat. Federal Guideline: 221.1, 802.1		
	<i>Provide Accessible Aisle Seating</i>	Low	\$500
	Notes: None provided. Designate seats equal to 5% of total aisle seats provided and connect to nearest accessible route. Federal Guideline: 221.1, 802.1		
	Grandstand #2		
21-2	<i>Provide Accessible Seating</i>	Medium	\$900
	Notes: Total Seating approximately 974. No wheelchair spaces provided; 10 required. Provide level 36x48 space with forward approach for each space and include companion seat. Federal Guideline: 221.1, 802.1		
	<i>Provide Accessible Aisle Seating</i>	Low	\$500
	Notes: None provided. Designate seats equal to 5% of total aisle seats provided and connect to nearest accessible route. Federal Guideline: 221.1, 802.1		

Item #	Description	Priority	Estimated Cost
	Interior		
	Women's Restroom		
15-1	<i>Provide Wall Signage</i>	Medium	\$100
	Notes: Text only provided. Pictogram, ISA, Braille, and Raised Text signage required on latch side of door. Federal Guideline: 703.6, 216.8		
	<i>Reposition Mirror</i>	Low	\$50
	Notes: Bottom edge of reflecting surface is at 43" ht. (40" max.) Federal Guideline: 603.3		
	<i>Reposition Dispensers</i>	Low	\$50
	Notes: 56" to operable parts (15"-48" max). Federal Guideline: 308, 604.7		
	<i>Replace Stall Door Hardware</i>	Low	\$150
	Notes: Lock requires grasping & twisting. Federal Guideline: 213.3, 604.8.2, 404.2.7, 309.4		
	<i>Reverse Stall Door Swing</i>	Low	\$150
	Notes: Door swings into required clear space. Federal Guideline: 213.3, 604.8.2, 404.2.7, 309.4		
	<i>Reposition Grab Bars</i>	Low	\$1,000
	Notes: Side grab bar extends 50" from rear wall (54" min req'd). Rear grab bar is located 7"/29" relative to centerline of toilet (12"/24" req'd). Federal Guideline: 604.5, 609.3-4		
8a-1	<i>Replace Threshold</i>	Medium	\$175
	Notes: Threshold is 1". (1/4" max; 1/2" beveled) Federal Guideline: 402.5, 404.2.3		
	<i>Notes: Door is usually propped open during events.</i>		
	Men's Restroom		
15-1	<i>Provide Wall Signage</i>	Medium	\$100
	Notes: Text only provided. Pictogram, ISA, Braille, and Raised Text signage required on latch side of door. Federal Guideline: 703.6, 216.8		
	<i>Reposition Mirror</i>	Low	\$50
	Notes: Bottom edge of reflecting surface is at 43" ht. (40" max.) Federal Guideline: 603.3		
	<i>Reposition Dispensers</i>	Low	\$50
	Notes: 54" to operable parts (15"-48" max). Federal Guideline: 308, 604.7		
	<i>Reposition Urinal</i>	Low	\$450
	Notes: Top of lip is 24" high. (17" max. ht) Federal Guideline: 308, 309, 605.2-4		
	<i>Reverse Stall Door Swing</i>	Low	\$150
	Notes: Door swings into required clear space. Federal Guideline: 213.3, 604.8.2, 404.2.7, 309.4		

Item #	Description	Priority	Estimated Cost
	<i>Reconfigure Stall Partition</i>	Low	\$500
	Notes: Stall width is 59" (60" min. req'd). Federal Guideline: 604.2-604.4, 604.8		
	<i>Reposition Toilet Paper Dispenser</i>	Low	\$50
	Notes: Dispenser mounted 12" in front of toilet (7"-9" to centerline req'd) and obstructs the required clear space at grab bars. Federal Guideline: 604.7		
	<i>Reposition Toilet</i>	Low	\$765
	Notes: Located 20" from side wall (16"-18" max.) Federal Guideline: 309.4, 402.2.7		
	<i>Reposition Grab Bars</i>	Low	\$1,000
	Notes: Side grab bar extends 52" from rear wall (54" min req'd). Rear grab bar is located 6"/30" relative to centerline of toilet (12"/24" req'd). Federal Guideline: 604.5, 609.3-4		
8a-1	<i>Replace Threshold</i>	Medium	\$175
	Notes: Threshold is 1". (1/4" max; 1/2" beveled) Federal Guideline: 402.5, 404.2.3		
	Notes: Door is usually propped open during events.		
	Grandstands Subtotal	\$17,735	
Centennial Park			
Item #	Description	Priority	Estimated Cost
	Exterior		
	Accessible Routes		
4-1	<i>Reset Brick</i>	Medium	\$500
	Notes: Brick exceeds allowable surface level changes in some areas. Reset as needed. Federal Guideline: 303, 403.4		
36-1	<i>Provide Turning Space</i>	Medium	\$0
	Notes: Space is not available within shelter area for adequate maneuvering. Federal Guideline: 304.3, 306		
	<i>Replace Adjacent Pavement to Meet Finish Floor</i>	Medium	\$1,000
	Notes: Step at shelter pad is 2". (1/4" max; 1/2" beveled for transition) Federal Guideline: 402.5, 404.2.3		
	<i>Reposition Trash Receptacle</i>	Low	\$1,000
	Notes: Unit in shelter does not have req'd adjacent 30"x48" clear space. Federal Guideline: 1011.2.1		
	Centennial Park Subtotal	\$2,500	

Item #	Description	Priority	Estimated Cost
Fair Office			
Item #	Description	Priority	Estimated Cost
	Interior		
	Exterior Entrances		
8a-1	Adjust Door Closer ¹	High	\$450
	Notes: Closing speed is less than 5 sec. min. Operating effort is 20 lb (15 lb max for exterior doors). Federal Guideline: 404.2.8-9		
18-1	Provide means of egress signage	High	\$300
	Notes: None provided. Federal Guideline:		
	Reposition Light Switch and Provide Alternate Outlet Access	Low	\$220
	Notes: Electrical switch is at 50" ht (48" max). Outlets are at 11" ht. Provide mounted power strip within reach range. Federal Guideline: 205.1, 308.2-3		
34-1	Provide Accessible Service Counter or Alternate Accommodation	Low	\$600
	Notes: Counter height is 40" and provides no knee space (28" - 34" with knee space for work surface; 38" max verbal interaction) Federal Guideline: 226.1, 902.2		
	Fair Office Subtotal	\$1,570	
Farm Bureau			
Item #	Description	Priority	Estimated Cost
	Interior		
	Exterior Entrances		
	Provide access to a minimum of 60% of all public entrances		See Below
	Notes: 3 public entrances provided. 2 must be accessible. Recommend modifications to SE and NE entrances. Federal Guideline: 206.4, 404		
	Notes: Overhead doors are also used for access during fair events.		
	East Entrance		
8a-1	Replace Adjacent Pavement to Meet Finish Floor	Medium	\$1,200
	Notes: Step at threshold is 3 1/2". (1/4" max; 1/2" beveled) Federal Guideline: 402.5, 404.2.3		
	Replace Door Hardware	Low	\$300
	Notes: Hardware requires grasping and twisting. Federal Guideline: 309.4, 402.2.7		
	West Entrance		
8a-2	Replace Adjacent Pavement to Meet Finish Floor	Medium	\$1,200
	Notes: Step at threshold is 3 1/2". (1/4" max; 1/2" beveled) Federal Guideline: 402.5, 404.2.3		

Item #	Description	Priority	Estimated Cost
	<i>Replace Door Hardware</i>	Low	\$300
	Notes: Hardware requires grasping and twisting. Federal Guideline: 309.4, 402.2.7		
	Main Hall		
18-1	<i>Provide means of egress signage at each exit</i>	High	\$300
	Notes: None provided. Federal Guideline:		
	Farm Bureau Subtotal	\$3,300	
Fitzpatrick Hall			
Item #	Description	Priority	Estimated Cost
	Interior		
	Exterior Entrances		
	<i>Provide access to a minimum of 60% of all public entrances</i>		See Below
	Notes: 3 public entrances provided. 2 must be accessible. Recommend modifications to SE and NE entrances. Federal Guideline: 206.4, 404		
	Notes: Overhead doors are also used for access during fair events. Thresholds has 1" lip. Consider providing temporary fix for events.		
	Southeast Entrance		
8a-1	<i>Replace Threshold</i>	Medium	\$175
	Notes: Threshold is over 1". (1/4" max; 1/2" beveled) Federal Guideline: 402.5, 404.2.3		
	<i>Replace Door Hardware</i>	Low	\$300
	Notes: Exterior hardware requires grasping and twisting. Federal Guideline: 309.4, 402.2.7		
	South Center Entrance		
8a-2	<i>Replace Threshold</i>	Medium	\$175
	Notes: Threshold is over 1". (1/4" max; 1/2" beveled) Federal Guideline: 402.5, 404.2.3		
	<i>Replace Door Hardware</i>	Low	\$300
	Notes: Exterior hardware requires grasping and twisting. Federal Guideline: 309.4, 402.2.7		
	Southwest Entrance		
8a-3	<i>Replace Door Hardware</i>	Low	\$300
	Notes: Exterior hardware requires grasping and twisting. Federal Guideline: 309.4, 402.2.7		
	Main Hall		
18-1	<i>Provide means of egress signage at each exit</i>	High	\$300
	Notes: None provided. Federal Guideline:		
	<i>Reposition Light Switches</i>	Low	\$220
	Notes: Electrical switches are at 50" ht (48" max). Outlet heights vary, but some are available within reach range.		

Item #	Description	Priority	Estimated Cost
	Federal Guideline: 205.1, 308.2-3		
	<i>Protect Protruding Objects</i>	Low	\$50
	Notes: Fire extinguishers protrude 6" at 42" ht. (4" max. between 27" and 80" high) Provide cane detectable element below to eliminate protrusion or relocate. Federal Guideline: 307.2		
	Fitzpatrick Hall Subtotal	\$1,820	
Heritage Hall			
Item #	Description	Priority	Estimated Cost
	Exterior		
	Parking		
1-1	<i>4 spaces provided. 1 van space required.</i>		
	<i>Provide Van Accessible Space</i>	High	\$1,500
	Notes: Pave and clearly mark 11' accessible stall and 5' access aisle. Provide accessible parking signage, including van tag. Federal Guideline: 208.2, 208.3		
	<i>Provide Accessible Route to Accessible Entries</i>	Medium	\$800
	Notes: None provided. Federal Guideline: 206.2, 403.5		
	Garden Plots		
	<i>Provide Accessible Route to Garden Area</i>	Low	\$1,200
	Notes: None provided. Include adjacent benches on accessible route, including an adjacent 30"x48" level space. Federal Guideline: 206.2, 403.5, 903.2, 1011.2.1		
	Interior		
	Exterior Entrances		
	Notes: Overhead door is also used for access during fair events.		
8a-1	<i>Adjust Door Closer¹</i>	High	\$350
	Notes: Closing speed is less than 5 sec. min. Federal Guideline: 404.2.9		
	<i>Modify Glazing</i>	Low	\$400
	Notes: Glazing panel located at 51" above finish floor. (43" max.) Federal Guideline: 404.2.11		
8b-1	<i>Adjust Door Closer²</i>	High	\$350
	Notes: Closing speed is less than 5 sec. min. Operating effort is 6 lb (5 lb max for interior doors). Federal Guideline: 404.2.9		
	<i>Modify Glazing</i>	Low	\$400
	Notes: Glazing panel located at 51" above finish floor. (43" max.) Federal Guideline: 404.2.11		

Item #	Description	Priority	Estimated Cost
	Foyer		
	<i>Provide means of egress signage</i>	High	\$300
	Notes: None provided. Federal Guideline:		
	<i>Reposition Light Switches</i>	Medium	\$220
	Notes: Electrical switches are at 55" ht (48" max). Federal Guideline: 205.1, 308.2-3		
	Meeting Room		
18-1	<i>Provide Wall Signage</i>	High	\$300
	Notes: None provided. Federal Guideline: 216, 703		
	<i>Reposition Light Switch and Provide Alternate Outlet Access</i>	Low	\$220
	Notes: Electrical switch is at 50" ht (48" max). Outlets are at 54 1/2" ht. Provide mounted power strip within reach range. Federal Guideline: 205.1, 308.2-3		
	<i>Protect or Reposition Protruding Objects</i>	Low	\$50
	Notes: Fire extinguisher protrudes 5 1/2" at 29" ht. (4" max. between 27" and 80" high) Provide cane detectable element below to eliminate protrusion or relocate. Federal Guideline: 307.2		
7-1	<i>Provide Paper Cup Dispenser and Provide Cane Detectable Element To Eliminate Protrusion</i>	Medium	\$200
	Notes: "Hi-lo" fountain is not provided. Fountain provided does not meet dimensional requirements for standing persons. Fountain protrudes into room. Federal Guideline: 211, 307		
	Women's Restroom		
16-1	<i>Provide Wall Signage</i>	Medium	\$100
	Notes: None provided (Door only). Pictogram, ISA, Braille, and Raised Text signage required on latch side of door. Federal Guideline: 703.6, 216.8		
	<i>Replace Door Hardware</i>	Low	\$300
	Notes: Lock requires twisting of button. Federal Guideline: 309.4, 402.2.7		
	<i>Reposition Mirror</i>	Low	\$50
	Notes: Bottom edge of reflecting surface is at 47" ht. (40" max.) Federal Guideline: 603.3		
	<i>Reposition Dispensers</i>	Low	\$50
	Notes: 50" to operable parts (15"-48" max). Federal Guideline: 308, 604.7		
	<i>Provide Occupancy Sensor</i>	Low	\$220
	Notes: Electrical switch is at 50" ht (48" max). Federal Guideline: 205.1, 308.2-3		

Item #	Description	Priority	Estimated Cost
	<i>Reposition Lavatory to achieve required Stall Width</i>	Low	\$600
	Notes: Sink obstructs 60" min. width clear space at toilet. Federal Guideline: 603.3		
	<i>Reposition Toilet Paper Dispenser</i>	Low	\$50
	Notes: Dispenser mounted 17" in front of toilet (7"-9" to centerline req'd) and obstructs req'd clear space at grab bars. Federal Guideline: 604.7		
8b-2	<i>Provide Level Area at Door</i>	Medium	\$100
	Notes: Floor slopes at 4.4% to drain. Level (2% max) space is required adjacent to door. Federal Guideline: 703.6, 216.8		
	Men's Restroom		
16-2	<i>Provide Wall Signage</i>	Medium	\$100
	Notes: None provided (Door only). Pictogram, ISA, Braille, and Raised Text signage required on latch side of door. Federal Guideline: 703.6, 216.8		
	<i>Replace Door Hardware</i>	Low	\$300
	Notes: Lock requires twisting of button. Federal Guideline: 309.4, 402.2.7		
	<i>Reposition Dispensers</i>	Low	\$50
	Notes: 52" to operable parts (15"-48" max). Federal Guideline: 308, 604.7		
	<i>Provide Occupancy Sensor</i>	Low	\$220
	Notes: Electrical switch is at 50" ht (48" max). Federal Guideline: 205.1, 308.2.3		
	<i>Reposition Lavatory to achieve required Stall Width</i>	Low	\$600
	Notes: Sink obstructs 60" min. width clear space at toilet. Federal Guideline: 603.3		
	<i>Reposition Toilet Paper Dispenser</i>	Low	\$50
	Notes: Dispenser mounted inline with in front of toilet (7"-9" to centerline req'd) and obstructs req'd clear space at grab bars. Federal Guideline: 604.7		
	<i>Replace Flush Controls with Auto Sensor</i>	Low	\$450
	Notes: Flush controls exceed 5lb operating force. Federal Guideline: 308, 603.4		
8b-3	<i>Provide Level Area at Door</i>	Medium	\$100
	Notes: Floor slopes at 2.4% to drain. Level (2% max) space is required adjacent to door. Federal Guideline: 703.6, 216.8		
	Heritage Hall Subtotal	\$9,630	

Item #	Description	Priority	Estimated Cost
Herring Hall			
Item #	Description	Priority	Estimated Cost
	Interior		
	Exterior Entrances		
	<i>Provide access to a minimum of 60% of all public entrances</i>		See Below
	Notes: 3 public entrances provided. 2 must be accessible. Recommend modifications to doors 8a-2 and 8a-3 as they appear to be less intensive. Federal Guideline: 206.4, 404		
	Notes: Overhead doors are also used for access during fair events.		
	Southwest Entrance		
8a-1	<i>Replace Adjacent Pavement to Meet Finish Floor</i>	N/A	N/A
	Notes: Step at threshold is 4". (1/4" max; 1/2" beveled) Level maneuvering space not provided. (60" perpendicular; 18" parallel req'd) Federal Guideline: 402.5, 404.2.3-4		
	<i>Replace Door</i>	N/A	N/A
	Notes: Door clear height is 75" (80" req'd). Federal Guideline: 404.2.3		
	Southeast Entrance		
8a-2	<i>Replace Adjacent Pavement to Meet Finish Floor</i>	Medium	\$400
	Notes: Step at threshold is 5". (1/4" max; 1/2" beveled) Level maneuvering space not provided. (60" perpendicular; 18" parallel req'd) Federal Guideline: 402.5, 404.2.4		
	<i>Replace Door Hardware</i>	Low	\$300
	Notes: Hardware requires grasping and twisting. Federal Guideline: 309.4, 402.2.7		
	North Entrance		
8a-3	<i>Replace Adjacent Pavement to Meet Finish Floor</i>	Medium	\$400
	Notes: Step at threshold is 2". (1/4" max; 1/2" beveled) Level maneuvering space not provided and is gravel. (60" perpendicular; 18" parallel req'd) Connect to accessible route. Federal Guideline: 402.5, 404.2.4		
	<i>Replace Door</i>	Medium	\$2,500
	Notes: Door clear height is 75" (80" req'd). Federal Guideline: 404.2.3		
	<i>Replace Door Hardware</i>	Low	\$300
	Notes: Hardware requires pinching. Federal Guideline: 309.4, 402.2.7		
	Main Hall		
	<i>Provide means of egress signage at each exit</i>	High	\$300
	Notes: None provided. Federal Guideline:		

Item #	Description	Priority	Estimated Cost
	Men's Restroom		
15-1	<i>Provide Wall Signage</i>	Medium	\$100
	Notes: None provided. Pictogram, ISA, Braille, and Raised Text signage required on latch side of door. Federal Guideline: 703.6, 216.8		
	<i>Provide Turning Area by Reconfiguring Walls</i>	High	\$1,500
	Notes: Screen wall obstructs space needed for 60" min. dia turning area as well as other maneuvering areas within restroom. Federal Guideline: 304.3, 306.3, 606.2		
	<i>Replace Lavatory</i>	Medium	\$1,400
	Notes: Clear knee space depth and width is not provided. Faucet hardware requires grasping and twisting. Supply lines, valves, and exposed drain pipes are not insulated to protect against contact. Federal Guideline: 305.3, 306.3.3, 606.2, 606.5		
	<i>Reposition Mirror</i>	Low	\$50
	Notes: Bottom edge of reflecting surface is at 50" ht. (40" max.) Federal Guideline: 603.3		
	<i>Provide Occupancy Sensor and Alternate Outlet Access</i>	Low	\$220
	Notes: Electrical switch is at 49" ht (48" max). Outlet is at 62" ht. Provide mounted power strip within reach range. Federal Guideline: 205.1, 308.2-3		
	<i>Reposition Urinal</i>	Low	\$450
	Notes: Top of lip is 23" high. (17" max. ht) Provide 30" width clear space for front approach. Federal Guideline: 308, 309, 605.2-4		
	<i>Provide Accessible Toilet Stall</i>	High	\$1,270
	Notes: No handles provided on stall door. Stall door width is 24" (32" min. req'd) and swings in obstructing required clear space. Stall width is 32" (60" req'd). Stall depth is 56" (59" min. req'd) Federal Guideline: 604.2-604.4		
	<i>Replace Flush Controls and Toilet Seat</i>	Low	\$550
	Notes: Flush controls require 6lb operating force (5lb max). Toilet seat is 16" high (17" min-19" max req'd) Federal Guideline: 604.2-604.4		
	<i>Reposition Toilet Paper Dispenser</i>	Low	\$50
	Notes: Dispenser mounted 3" in front of toilet (7"-9" to centerline req'd). Federal Guideline: 604.7		
	<i>Provide Grab Bars</i>	High	\$1,000
	Notes: None Provided Federal Guideline: 604.5		

Item #	Description	Priority	Estimated Cost
	<i>Reposition Coat Hook</i>	Low	\$50
	Notes: Coat hook is 67" high (48" max). Federal Guideline: 308, 603.4		
8b-1	<i>Replace Door & Hardware</i>	Medium	\$1,850
	Notes: Clear opening width of door is 28" (32" req'd). Hardware is missing. Federal Guideline: 404.2.3, 404.2.7		
	<i>Women's Restroom</i>		
15-2	<i>Provide Wall Signage</i>	Medium	\$100
	Notes: None provided. Pictogram, ISA, Braille, and Raised Text signage required on latch side of door. Federal Guideline: 703.6, 216.8		
	<i>Provide Turning Area by Reconfiguring Walls</i>	High	\$1,500
	Notes: Screen wall obstructs space needed for 60" min. dia turning area as well as other maneuvering areas within restroom. Federal Guideline: 304.3, 306.3, 606.2		
	<i>Reposition Lavatory</i>	Low	\$600
	Notes: Clear knee space depth is 2" at 27" high (8" req'd). Raise such that rim/counter do not exceed 34" ht. Federal Guideline: 306.3.3, 606.2		
	<i>Insulate water lines</i>	Medium	\$100
	Notes: Supply lines, valves, and exposed drain pipes are not insulated to protect against contact. Federal Guideline: 606.5		
	<i>Replace Faucet Controls</i>	Low	\$350
	Notes: Controls requires twisting and grasping. Federal Guideline: 309, 606.4		
	<i>Reposition Mirror</i>	Low	\$50
	Notes: Bottom edge of reflecting surface is at 47" ht. (40" max.) Federal Guideline: 603.3		
	<i>Reposition Dispensers</i>	Low	\$50
	Notes: 49" to operable parts (15"-48" max). Federal Guideline: 308, 604.7		
	<i>Provide Occupancy Sensor and Alternate Outlet Access</i>	Low	\$220
	Notes: Electrical switch is at 49" ht (48" max). Outlet is at 51" ht. Provide mounted power strip within reach range. Federal Guideline: 205.1, 308.2-3		
	<i>Provide Accessible Toilet Stall</i>	High	\$1,270
	Notes: Stall door width is 24" (32" min. req'd) and swings in obstructing required clear space. Stall width is 33" (60" req'd). Stall depth is 56" (59" min. req'd) Space in front of door at right angle is 28" (42" min. req'd). Federal Guideline: 604.2-604.4		

Item #	Description	Priority	Estimated Cost
	<i>Replace Toilet Seat</i>	Low	\$550
	Notes: Toilet seat is 16" high (17"min-19"max req'd) Federal Guideline: 604.2-604.4		
	<i>Reposition Toilet Paper Dispenser</i>	Low	\$50
	Notes: Dispenser mounted 2" in front of toilet (7"-9" to centerline req'd). Federal Guideline: 604.7		
	<i>Provide Grab Bars</i>	High	\$1,000
	Notes: None Provided Federal Guideline: 604.5		
	<i>Reposition Coat Hook</i>	Low	\$50
	Notes: Coat hook is 67" high (48" max). Federal Guideline: 308, 603.4		
8b-1	<i>Replace Door & Hardware</i>	Medium	\$1,850
	Notes: Clear opening width of door is 29" (32" req'd). Hardware requires grasping and twisting. Federal Guideline: 404.2.3, 404.2.7		
	Herring Hall Subtotal	\$20,430	
Kiwanis			
Item #	Description	Priority	Estimated Cost
	<i>Exterior Entrances</i>		
	Notes: Large sliders and overhead doors are used as entrances when building is in use. Man door was not evaluated.	N/A	N/A
	Interior		
	<i>Main Room</i>		
	<i>Provide Accessible Service Counter</i>	Low	\$300
	Notes: Counter is at 48" ht. Max. ht for service (verbal interaction only) is 38". Federal Guideline: 226.1, 902.2		
	Kiwanis Subtotal	\$300	
McGill			
Item #	Description	Priority	Estimated Cost
	Interior		
	<i>Exterior Entrances</i>		
	<i>Provide access to a minimum of 60% of all public entrances</i>		See Below
	Notes: 2 public entrances provided. 2 must be accessible. Federal Guideline: 206.4, 404		
	Notes: Overhead doors are also used for access during fair events. Thresholds have 1" lip. Consider providing temporary fix for events.		

Item #	Description	Priority	Estimated Cost
	North Entrance		
8a-1	<i>Replace Threshold</i>	Medium	\$175
	Notes: Threshold is 3/4". (1/4" max; 1/2" beveled) Federal Guideline: 402.5, 404.2.3		
	<i>Replace Door Hardware</i>	Low	\$300
	Notes: Hardware requires grasping and twisting. Federal Guideline: 309.4, 402.2.7		
	Northwest Entrance		
8a-2	<i>Replace Threshold</i>	Medium	\$175
	Notes: Threshold is 1". (1/4" max; 1/2" beveled) Federal Guideline: 402.5, 404.2.3		
	<i>Replace Door Hardware</i>	Low	\$300
	Notes: Hardware requires grasping and twisting. Federal Guideline: 309.4, 402.2.7		
	Main Hall		
18-1	<i>Provide means of egress signage at each exit</i>	High	\$300
	Notes: None provided. Federal Guideline:		
	<i>Reposition Light Switches</i>	Low	\$220
	Notes: Electrical switches are at 50" ht (48" max). Federal Guideline: 205.1, 308.2-3		
	McGill Subtotal	\$1,470	
Scott Hall			
Item #	Description	Priority	Estimated Cost
	Exterior Entrances		
	<i>Provide access to a minimum of 60% of all public entrances</i>		See Below
	Notes: 3 public entrances provided. 2 must be accessible. Recommend modifications to SE and NE entrances. Federal Guideline: 206.4, 404		
	<i>Notes: Overhead doors are also used for access during fair events.</i>		
	Southwest Entrance		
8a-1	<i>Replace Threshold</i>	Medium	\$175
	Notes: Threshold is over 1". (1/4" max; 1/2" beveled) Federal Guideline: 402.5, 404.2.3		
	<i>Adjust Door Closer¹</i>	High	\$350
	Notes: Operating effort is 30 lb (15 lb max for exterior doors). Federal Guideline: 404.2.9		
	<i>Provide Kick Plate</i>	Low	\$110
	Notes: Glazing at 8" (10" min smooth req'd) Federal Guideline: 404.2.3		

Item #	Description	Priority	Estimated Cost
	Southeast Entrance		
8a-2	<i>Adjust Door Closer¹</i>	High	\$350
Exterior	Notes: Operating effort is 20 lb (15 lb max for exterior doors). Federal Guideline: 404.2.9		
	<i>Provide Kick Plate</i>	Low	\$110
	Notes: Glazing at 4 1/2" (10" min smooth req'd) Federal Guideline: 404.2.3		
8b-1	<i>Adjust Door Closer¹</i>	Medium	\$175
Interior	Notes: Operating effort is 25 lb (5 lb max for interior doors). Federal Guideline: 404.2.9		
	<i>Provide Kick Plate</i>	Low	\$110
	Notes: Glazing at 8" (10" min smooth req'd) Federal Guideline: 404.2.3		
	Northeast Entrance		
8a-3	<i>Adjust Door Closer¹</i>	High	\$350
Exterior	Notes: Operating effort is 20 lb (15 lb max for exterior doors). Federal Guideline: 404.2.9		
	<i>Provide Kick Plate</i>	Low	\$110
	Notes: Glazing at 4 1/2" (10" min smooth req'd) Federal Guideline: 404.2.3		
8b-2	<i>Adjust Door Closer¹</i>	Medium	\$175
Interior	Notes: Operating effort is 25 lb (5 lb max for interior doors). Federal Guideline: 404.2.9		
	<i>Provide Kick Plate</i>	Low	\$110
	Notes: Glazing at 8" (10" min smooth req'd) Federal Guideline: 404.2.3		
	Interior		
	Main Hall		
18-1	<i>Provide means of egress signage at each exit</i>	High	\$300
	Notes: None provided. Federal Guideline:		
	<i>Reposition Light Switch and Provide Alternate Outlet Access</i>	Low	\$220
	Notes: Electrical switches are at 51" ht (48" max). Outlets are at 9" ht. Provide mounted power strip within reach range. Federal Guideline: 205.1, 308.2-3		
7-1	<i>Provide Paper Cup Dispenser and Provide Cane Detectable Element To Eliminate Protrusion</i>	Medium	\$200
	Notes: "Hi-lo" fountain is not provided. Fountain provided does not meet dimensional requirements for standing persons. Fountain protrudes into room. Federal Guideline: 211, 307		

Item #	Description	Priority	Estimated Cost
	Kitchen		
35-1	<i>Reposition Signage</i>	Low	\$50
	Notes: Clear space obstructed by adjacent drinking fountain. Federal Guideline: 407.4.3, 703.4.1		
	<i>Provide Accessible Kitchen Work Surface and Serving Counter</i>	Low	\$360
	Notes: Kitchen counters are 36 1/2 high. (28"-34" max for work surface). Knee space depth is insufficient. Federal Guideline: 205.1, 308.2, 308.3		
	<i>Provide Accessible Sink</i>	Low	\$1,300
	Notes: Kitchen sink rim is 36" high. (34" max). Inadequate knee space is provided. Pipes are not insulated. Faucet controls require 7lb to operate (5lb max). Federal Guideline: 212.3, 306.3, 309, 606.2		
	<i>Provide Accessible Freezer Space</i>	Low	\$400
	Notes: Greater than 50% of freezer space is above 54" (54" max). Federal Guideline: 804.6.6		
	<i>Provide Maneuvering Space in Kitchen</i>	Low	TBD
	Notes: 36" clearance between counters. (40" min. req'd for pass through kitchen) Federal Guideline: 404.2.4.1		
8b-3	<i>Replace Door Hardware</i>	Low	\$300
	Notes: Hardware requires grasping and twisting. Federal Guideline: 309.4, 402.2.7		
	Women's Restroom		
15-2	<i>Provide Wall Signage</i>	Medium	\$100
	Notes: None provided (Door only). Pictogram, ISA, Braille, and Raised Text signage required on latch side of door. Federal Guideline: 703.6, 216.8		
	<i>Provide Turning Area</i>	High	\$1,500
	Notes: Space not available for 60" min. dia turning area as well as other maneuvering areas within restroom. Federal Guideline: 304.3, 306.3, 606.2		
	<i>Reposition Lavatory</i>	Low	\$600
	Notes: Height of sink is 35" (34" max.) Federal Guideline: 306.3.3, 606.2		
	<i>Reposition Dispensers</i>	Low	\$50
	Notes: 52" to operable parts (15"-48" max). Federal Guideline: 308, 604.7		
	<i>Provide Occupancy Sensor</i>	Low	\$220
	Notes: Electrical switch is at 49" ht (48" max). Federal Guideline: 205.1, 308.2-3		
	<i>Provide Handles on Stall Door</i>	Low	\$150
	Notes: No handles provided on front of stall Federal Guideline: 213.3, 604.8.2, 404.2.7, 309.4		

Item #	Description	Priority	Estimated Cost
	<i>Reposition Coat Hook</i>	Low	\$50
	Notes: Coat hook is 54" high (48" max). Federal Guideline: 308, 603.4		
8b-4	<i>Adjust Door Closer²</i>	Medium	\$175
	Notes: Operating effort is 10 lb (5 lb max for interior doors). Federal Guideline: 404.2.9		
	Men's Restroom		
15-2	<i>Provide Wall Signage</i>	Medium	\$100
	Notes: None provided (Door only). Pictogram, ISA, Braille, and Raised Text signage required on latch side of door. Federal Guideline: 703.6, 216.8		
	<i>Provide Turning Area</i>	High	\$1,500
	Notes: Space not available for 60" min. dia turning area as well as other maneuvering areas within restroom. Federal Guideline: 304.3, 306.3, 606.2		
	<i>Reposition Lavatory</i>	Low	\$600
	Notes: Clear knee space depth is 3" at 27" high (8" req'd). Raise such that rim/counter do not exceed 34" ht. Federal Guideline: 306.3.3, 606.2		
	<i>Reposition Dispensers</i>	Low	\$50
	Notes: 52" to operable parts (15"-48" max). Federal Guideline: 308, 604.7		
	<i>Modify Urinal Screen</i>	Low	\$150
	Notes: 26" width clear space in front (30" min.) Federal Guideline: 308, 604.7		
	<i>Provide Occupancy Sensor and Alternate Outlet Access</i>	Low	\$220
	Notes: Electrical switch is at 49" ht (48" max). Outlet is at 46" ht but access is blocked by counter and urinal screen limiting reach range. Provide mounted power strip within reach range. Federal Guideline: 205.1, 308.2-3		
	<i>Provide Handles on Stall Door</i>	Low	\$150
	Notes: No handles provided on front of stall Federal Guideline: 213.3, 604.8.2, 404.2.7, 309.4		
	<i>Replace and/or Reposition Toilet</i>	Low	\$2,860
	Notes: Toilet is located 19" from side wall (16"-18" to centerline req'd). Toilet seat is 20" high (17" min-19" max req'd) Federal Guideline: 604.2-604.4		
	<i>Reposition Toilet Paper Dispenser</i>	Low	\$50
	Notes: Dispenser mounted 15" in front of toilet (7"-9" to centerline req'd). Federal Guideline: 604.7		
	<i>Reposition Coat Hook</i>	Low	\$50
	Notes: Coat hook is 54" high (48" max).		

Item #	Description	Priority	Estimated Cost
	Federal Guideline: 308, 603.4		
8b-5	Adjust Door Closer ¹	Medium	\$175
	Notes: Operating effort is 10 lb (5 lb max for interior doors). Federal Guideline: 404.2.9		
	Scott Hall Subtotal	\$14,005	
Shooting Sports			
Item #	Description	Priority	Estimated Cost
	Exterior Entrances		
	Provide access to a minimum of 60% of all public entrances		See Below
	Notes: 2 public entrances provided. 2 must be accessible. Federal Guideline: 206.4, 404		
	Notes: Overhead doors are also used for access during fair events.		
	West Entrance		
8a-1	Replace Threshold	Medium	\$175
	Notes: Threshold is over 1". (1/4" max; 1/2" beveled) Federal Guideline: 402.5, 404.2.3		
	Replace Door	Medium	\$2,500
	Notes: Door clear width is 30" (32" req'd). Door clear height is 77 1/2" (80" req'd). Include closer meeting closing speed and operating force req'd. Federal Guideline: 404.2.3		
	Replace Door Hardware	Low	\$300
	Notes: Hardware requires pinching. Federal Guideline: 309.4, 402.2.7		
	East Entrance		
8a-2	Replace Adjacent Pavement to Meet Finish Floor.	Medium	\$1,200
	Notes: Step at threshold is over 1 1/2". (1/4" max; 1/2" beveled) Federal Guideline: 402.5, 404.2.3		
	Replace Door	Medium	\$2,500
	Notes: Door clear width is 31" (32" req'd). Federal Guideline: 404.2.3		
	Replace Door Hardware	Low	\$300
	Notes: Hardware requires pinching. Federal Guideline: 309.4, 402.2.7		
	Interior		
	Main Hall		
18-1	Provide means of egress signage	High	\$200
	Notes: None provided. Federal Guideline:		
	Provide Alternate Outlet Access	Low	\$220
	Notes: Outlet located at 54". Provide power strip mounted within reach range (15"-48")		

Item #	Description	Priority	Estimated Cost
	Federal Guideline: 205.1, 308.2-3		
	Shooting Sports Subtotal	\$7,395	
Shrine Club			
Item #	Description	Priority	Estimated Cost
	Exterior Entrances		
	<i>Notes: Overhead doors are also used for access during fair events.</i>		
8a-1	Replace Door Hardware	Low	\$300
	Notes: Hardware requires grasping and twisting Federal Guideline: 309.4, 402.2.7		
	Main Hall		
18-1	Provide means of egress signage	High	\$200
	Notes: None provided. Federal Guideline:		
	Provide Accessible Service Counter	Low	\$300
	Notes: Counter is at 39" ht. Max. ht for service (verbal interaction only) is 38". Federal Guideline: 226.1, 902.2		
	Reposition Light Switch	Low	\$220
	Notes: Electrical switches are at 50" ht (48" max). Federal Guideline: 205.1, 308.2-3		
	Shrine Club Subtotal	\$1,020	
	Facility Total:		\$137,845

General Notes: 1. For door closer adjustments, cost shown is to replace in case adjustment cannot alleviate the compliance issue (typical). 2. Storage sheds and other maintenance areas were not included in this evaluation. 3. While overhead doors should not be part of an accessible route, these areas are being considered as they are the main means of access during the majority of facility events. It is assumed that the actual operation of the doors will be by fairgrounds and/or event staff.

Highway Department

Exterior			
Item #	Description	Priority	Estimated Cost
1-1	Parking Lot		
	6 spaces provided, including 1 designated as accessible. 1 van space required.		
	Provide Access Aisle and Van Accessible Signage	Low	\$100
	Notes: None Provided. Federal Guideline: 208.2, 208.3		
	Walks		
	Provide Accessible Route from Parking to Main Entry	Low	\$1,950
	Notes: No curb ramp provided. No level landing provided at door. Federal Guideline: 304.2		
	Provide Directional Signage to Public Entrance	Low	\$100
	Notes: South entrance is employee only and should be signed as such. Federal Guideline: 206.4		
Interior			
First Floor			
Item #	Description	Priority	Estimated Cost
	Reception		
	Provide means of egress signage	High	\$100
	Notes: Visual only provided. Tactile required. Federal Guideline:		
8a-1	Modify Threshold	Low	\$120
East Door	Notes: Threshold is 1" (1/4" max; 1/2" bevel req'd). Federal Guideline: 404.2.5		
	Adjust Door Closer ¹	High	\$450
	Notes: Closing speed is less than 5 sec. min. Operating effort is at 15 lb max for exterior doors. Federal Guideline: 404.2.8-9		
	Replace Door Hardware	Low	\$300
	Notes: Hardware requires pinching. Federal Guideline: 309.4, 402.2.7		
	Reposition Protruding Objects	Low	\$100
	Notes: Counter corner protrudes 5 1/2" at 44" ht. (4" max. between 27" and 80" high) Provide cane detectable leg. Federal Guideline: 307.2		
	Corridors		
7-1	Provide Paper Cup Dispenser	Medium	\$50
	Notes: "Hi-lo" fountain is not provided. Fountain provided does not meet dimensional requirements for wheelchair users.		

Item #	Description	Priority	Estimated Cost
	Federal Guideline: 211		
	<i>Reposition Protruding Objects</i>	Low	\$100
	Notes: Key box protrudes more than 4" at 48" ht. (4" max. between 27" and 80" high) Reposition or provide cane detectable element. Federal Guideline: 307.2		
34-7	<i>Provide Accessible Service Counter or Alternate Accommodation</i>	Low	\$600
	Notes: Counter height is 44" with inadequate knee space. (stated clip board available as work surface; 38" max verbal interaction) Federal Guideline: 226.1, 902.2		
8b-1	<i>Reception Doorway (Note: Door is usually propped open)</i>		
	<i>Replace Door Hardware</i>	Low	\$300
	Notes: Knobs require grasping and twisting. Federal Guideline: 309.4, 402.2.7		
	<i>Provide Maneuvering Space on Swing Side</i>	Low	TBD
	Notes: Wall is located at 3" parallel to doorway (18" min. req'd) Federal Guideline: 404.2.4.1		
8b-2	<i>Hall to Conference Room Doorway (Note: Door is usually propped open)</i>		
	<i>Replace Door Hardware</i>	Low	\$300
	Notes: Knobs require grasping and twisting. Federal Guideline: 309.4, 402.2.7		
	<i>Remove Threshold</i>	Low	\$120
	Notes: Threshold is 1" (1/4" max; 1/2" bevel req'd) and impacts available clear door height of 79" (80" req'd) Federal Guideline: 404.2.3, 404.2.5		
	<i>Adjust Door Closer¹</i>	Low	\$450
	Notes: Operating effort is over 5 lb max for interior doors. Federal Guideline: 404.2.9		
	<i>Provide Maneuvering Space on Swing Side</i>	Low	TBD
	Notes: Wall is located at 4" parallel to doorway (18" min. req'd) Federal Guideline: 404.2.4.1		
	Conference Room		
18-1	<i>Provide Wall Signage</i>	Low	\$100
	Notes: None provided. Braille, and Raised Text signage required on latch side of door. Federal Guideline: 703.3		
	<i>Provide Occupancy Sensor and Alternate Outlet Access</i>	Medium	\$220
	Notes: Electrical switch is at 49 1/2" ht (48" max). Outlets at 13 1/2". Provide mounted power strip within reach range. Federal Guideline: 205.1, 308.2-3		

Item #	Description	Priority	Estimated Cost
	<i>Reconfigure Furniture</i>	Medium	\$220
	Notes: Min. 60" turning area is not provided due to furniture obstruction. Federal Guideline: 205.1, 308.2-3		
8b-3	<i>Replace Door Hardware</i>	Low	\$300
	Notes: Knobs require grasping and twisting. Federal Guideline: 309.4, 402.2.7		
	Women's Restroom		
16-1	<i>Replace Wall Signage</i>	Low	\$100
	Notes: Braille is too close to raised text. Federal Guideline: 703.3		
	<i>Replace Door Signage</i>	Medium	\$100
	Notes: Text only, mounted over 60" max. Pictogram and raised text required on door. Federal Guideline: 703.6, 216.8		
	<i>Insulate water lines</i>	Medium	\$100
	Notes: Supply lines, valves, and exposed drain pipes are not insulated to protect against contact. Federal Guideline: 606.5		
	<i>Reposition Towel Dispenser</i>	Medium	\$50
	Notes: Mounted at 69" (15"-48" max). Federal Guideline: 308, 604.7		
	<i>Reposition Mirror</i>	Medium	\$50
	Notes: Bottom edge of reflecting surface is at 49" ht. (40" max.) Federal Guideline: 603.3		
	<i>Provide Occupancy Sensor</i>	Medium	\$220
	Notes: Electrical switch is at 50 1/2" ht (48" max). Federal Guideline: 205.1, 308.2-3		
	<i>Reconfigure Restroom Fixture Layout</i>	Low	\$1,500
	Notes: Sink obstructs req'd 60" clear width at toilet. Federal Guideline: 604.3		
	<i>Reposition and Replace Grab Bars</i>	High	\$1,000
	Notes: Reposition side grab bar (mounted low and too close to rear wall). Replace 26" rear grab bar (36" min.) Federal Guideline: 604.5.2, 609.4		
8b-4	<i>Replace Door Hardware</i>	Low	\$300
	Notes: Knobs require grasping and twisting. Federal Guideline: 309.4, 402.2.7		
	Men's Restroom		
16-1	<i>Replace Wall Signage</i>	Low	\$100
	Notes: Braille is too close to raised text. Federal Guideline: 703.3		

Item #	Description	Priority	Estimated Cost
	<i>Replace Door Signage</i>	Medium	\$100
	Notes: Text only, mounted over 60" max. Pictogram and raised text required on door. Federal Guideline: 703.6, 216.8		
	<i>Insulate water lines</i>	Medium	\$100
	Notes: Supply lines, valves, and exposed drain pipes are not insulated to protect against contact. Federal Guideline: 606.5		
	<i>Reposition Towel Dispenser</i>	Medium	\$50
	Notes: Mounted at 69" (15"-48" max). Federal Guideline: 308, 604.7		
	<i>Reposition Mirror</i>	Medium	\$50
	Notes: Bottom edge of reflecting surface is at 50" ht. (40" max.) Federal Guideline: 603.3		
	<i>Provide Occupancy Sensor</i>	Medium	\$220
	Notes: Electrical switch is at 50 1/2" ht (48" max). Federal Guideline: 205.1, 308.2-3		
	<i>Reconfigure Restroom Fixture Layout</i>	Low	\$1,500
	Notes: Sink obstructs req'd 60" clear width at toilet. Toilet located 21 1/2" from side wall (16"-18" to centerline req'd). Federal Guideline: 604.2-3		
	<i>Replace Flush Controls with Auto sensor</i>	Low	\$450
	Notes: Flush controls are located on narrow side of toilet (wide side req'd). Federal Guideline: 308, 603.4		
	<i>Reposition and Replace Rear Grab Bar</i>	High	\$1,000
	Notes: Replace 26" long rear grab bar (mounted low, 36" min. length) Federal Guideline: 604.5.2, 609.4		
8b-5	<i>Replace Door Hardware</i>	Low	\$300
	Notes: Knobs require grasping and twisting. Federal Guideline: 309.4, 402.2.7		
	Facility Total:		\$13,270

General Notes: 1. For door closer adjustments, cost shown is to replace in case adjustment cannot alleviate the compliance issue (typical). 2. Electrical switches in offices and common spaces are employee operated. These elements are not included in this summary.

Johnson County Park/Hoosier Horse Park

Antique Machinery Association			
Item #	Description	Priority	Estimated Cost
	Exterior		
	Parking		
	<i>Provide Van Accessible Space</i>	High	\$1,500
	Notes: Pave and clearly mark 11' accessible stall and 5' access aisle. Provide accessible parking signage, including van tag. Connect to accessible route. Federal Guideline: 208.2, 208.3		
	Site Furnishings		
21-1	<i>Provide Accessible Seating at Bleachers</i>	Medium	\$2,000
	Notes: Total Seating approximately 234. 5 wheelchair spaces required. Provide level 36x48 space with forward approach for each space and include companion seat. Federal Guideline: 221.1, 802.1		
	<i>Provide Accessible Aisle Seating</i>	Low	\$250
	Notes: None provided. Designate seats equal to 5% of total aisle seats provided and connect to nearest accessible route. Federal Guideline: 221.1, 802.1		
	Interior		
	Antique Machinery Association		
	<i>Provide access to a minimum of 60% of all public entrances</i>		See Below
	Notes: 2 public entrances provided. 2 must be accessible. Federal Guideline: 206.4, 404		
8a-1	<i>Provide Adjacent Pavement to Meet Finish Floor</i>	High	\$800
	Notes: Step at threshold is 4". (1/4" max; 1/2" beveled) Level maneuvering space not provided. (60" perpendicular; 18" parallel req'd) Federal Guideline: 402.5, 404.2.3-4		
	<i>Replace Door</i>	Low	\$1,500
	Notes: Door clear height is 79" (80" req'd). Federal Guideline: 404.2.3		
8a-2	<i>Provide Adjacent Pavement to Meet Finish Floor</i>	High	\$800
	Notes: Step at threshold is 4". (1/4" max; 1/2" beveled) Level maneuvering space not provided. (60" perpendicular; 18" parallel req'd) Federal Guideline: 402.5, 404.2.3-4		
	<i>Replace Door</i>	Low	\$1,500
	Notes: Door clear height is 79" (80" req'd). Federal Guideline: 404.2.3		

Item #	Description	Priority	Estimated Cost
	Sawmill Building		
8a-3	Provide Adjacent Pavement to Meet Finish Floor	High	\$800
	Notes: Step at threshold is 7 1/2". (1/4" max; 1/2" beveled) Level maneuvering space not provided. (60" perpendicular; 18" parallel req'd) Federal Guideline: 402.5, 404.2.3-4		
	Antique Machinery Association Subtotal	\$9,150	
Campgrounds			
Item #	Description	Priority	Estimated Cost
	Exterior		
	Parking		
	58 spaces provided. 1 van space, 2 car spaces required.		
	Provide Accessible Spaces	High	\$4,500
	Notes: Pave and clearly mark one 11' accessible stall and 5' access aisle, as well as two 8' stalls with shared 5' access aisle. Provide accessible parking signage, including van tag. Connect to accessible route. Federal Guideline: 208.2, 208.3		
	Campsites - South of Showers		
	Reposition water utility hookup	Low	\$500
	Notes: Hook up is 49" high (28"-36" recommended). Federal Guideline: 1011.6		
	Provide Accessible Route to Shelter	High	\$4,250
	Notes: None provided (gravel floor). Provide accessible route from nearest parking. Federal Guideline: 206.2.2, 403		
	Accessible Routes		
	Provide Accessible Route to Shower Facility	Medium	\$1,500
	Notes: Gravel Walk provided exceeding allowable slopes. Connect to nearest accessible route. Federal Guideline: 206.2.2, 403		
5-1	Replace Wood Ramp	Medium	\$5,000
	Notes: Running slope is 16.7% (8.33% max). Bottom landing is grass. No edge protection is provided. Handrails do not extend beyond top and bottom of ramp (12" req'd) and exceed allowable perimeter. No return to wall or landing is provided at top or bottom. Wood may present slip hazard when wet. Federal Guideline: 303, 405.2, 405.7.3, 405.9, 505		
	Protect Protruding Objects	Low	\$50
	Notes: AC unit protrudes more than 4" max. between 27" and 80" high. Provide cane detectable element below or reposition. Federal Guideline: 307.2		

Item #	Description	Priority	Estimated Cost
24-1,2	<i>Provide Accessible Route to Basketball Court & Horseshoe Pits</i>	Medium	\$1,750
	Notes: None Provided. Connect to nearest accessible route. Federal Guideline: 206.2.2, 403		
	Site Furnishings		
	<i>At least 20% of each item below are required to be accessible, including connection to accessible route.</i>		
	<i>Provide Accessible Picnic Tables</i>	Low	TBD
	Notes: Picnic tables were in storage and not available for evaluation. Confirm dimensional requirements and locate on accessible route with clearance around table. Federal Guideline: 1011.2		
	<i>Provide Accessible Trash Receptacles</i>	Low	\$500
	Notes: Trash receptacles are not on an accessible route Federal Guideline: 1011.2		
	<i>Provide Accessible Water Sources</i>	Low	\$500
	Notes: Twist type controls are provided at 48" ht (Recommended 28"-36"). Accessible route is not provided. Federal Guideline: 206.2.2, 403, 1011.2, 902, 306.3		
	Playground		
25-1	<i>Provide Accessible Route</i>	Medium	\$1,850
	Notes: None Provided. Connect to nearest accessible route. Federal Guideline: 206.2.2, 403		
	<i>Provide Accessible Route within Play Areas</i>	Medium	\$15,000
	Notes: None Provided. Accessible route should include at least one of each type for ground level play equipment (60" width), transfer elements, and at least 50% of elevated play equipment (36" width). Provide firm, stable, slip resistant surface meeting CPSC requirements for fall protection. Mostly turf provided. Cost shown includes estimated route only, not surfacing of entire play area. Federal Guideline: 206.2.2, 403.3		
	<i>Provide Transfer Elements at Main Structure</i>	Medium	\$1,500
	Notes: Transfer steps and platform provided do not meet dimensional requirements. Federal Guideline: 1008.3		
	Interior		
	Women's Restrooms/showers		
15-1	<i>Reposition Mirror</i>	Low	\$50
	Notes: Bottom edge of reflecting surface is at 57" ht. (40" max.) Federal Guideline: 603.3		
	<i>Provide Alternate Outlet Access</i>	Low	\$50
	Notes: Outlet mounted at 47" ht, but requires reach over sink (44" max). Mount power strip within reach range. Federal Guideline: 205.1, 308.2-3		

Item #	Description	Priority	Estimated Cost
	<i>Reposition Toilet and Provide Auto Flush Sensor</i>	Low	\$1,165
	Notes: Located 27" from side wall (16"-18" max.) Flush controls located on narrow side. Federal Guideline: 604.2		
	<i>Reposition Toilet Paper Dispenser</i>	Low	\$50
	Notes: Dispenser mounted in line with front of toilet (7"-9" to centerline req'd). Federal Guideline: 604.7		
	<i>Reposition Side Grab Bar and Provide Rear Grab Bar</i>	Low	\$1,000
	Notes: Side grab bar extends 52" from rear wall (54" min req'd). Rear grab bar is not provided. Federal Guideline: 604.5, 609.3-4		
	<i>Provide Side Toe Clearance at Toilet Stall</i>	Low	\$1,500
	Notes: Block wall extends to floor. 9" high and 6" deep clear req'd beyond partitions. Reconfigure wall. Federal Guideline: 604.8.1.4		
17-1	<i>Replace Shower Controls and Shower Head</i>	Low	\$500
	Notes: Faucet controls are mounted below req'd grab bar height. Shower hose is 56" (59" req'd). Shower head does not have separate on/off control from faucet. Federal Guideline: 608.5, 608.6		
	<i>Provide Grab Bars in Shower</i>	High	\$1,000
	Notes: None provided. Back and sidewall req'd. Federal Guideline: 609.2-3		
8b-1	<i>Provide Wall Signage at Door to Showers</i>	Medium	\$100
	Notes: None provided. Braille, and Raised Text signage required on latch side of door. Federal Guideline: 703.6, 216.8		
	Men's Restrooms/Showers		
15-1	<i>Replace Wall Signage</i>	Medium	\$100
	of two signs is mounted over 60" max. Federal Guideline: 703.3		
	<i>Reposition Mirror</i>	Low	\$50
	Notes: Bottom edge of reflecting surface is at 56 1/2" ht. (40" max.) Federal Guideline: 603.3		
	<i>Provide Alternate Outlet Access</i>	Low	\$50
	Notes: Outlet mounted at 47" ht, but requires reach over sink (44" max). Mount power strip within reach range. Federal Guideline: 205.1, 308.2-3		
	<i>Reposition Urinal</i>	Low	\$450
	Notes: Top of lip is 19" high. (17" max. ht) Federal Guideline: 605.2-4		

Item #	Description	Priority	Estimated Cost
	<i>Reposition Toilet and Provide Auto Flush Sensor</i>	Low	\$1,165
	Notes: Located 27" from side wall (16"-18" max.) Flush controls located on narrow side. Federal Guideline: 604.2		
	<i>Reposition Toilet Paper Dispenser</i>	Low	\$50
	Notes: Dispenser mounted in line with front of toilet (7"-9" to centerline req'd). Federal Guideline: 604.7		
	<i>Reposition Side Grab Bar and Provide Rear Grab Bar</i>	Low	\$1,000
	Notes: Side grab bar extends 52" from rear wall (54" min req'd). Rear grab bar is not provided. Federal Guideline: 604.5, 609.3-4		
	<i>Provide Side Toe Clearance at Toilet Stall</i>	Low	\$1,500
	Notes: Block wall extends to floor. 9" high and 6" deep clear req'd beyond partitions. Reconfigure wall. Federal Guideline: 604.8.1.4		
17-2	<i>Replace Shower Controls, Seat, and Shower Head</i>	Low	\$1,200
	Notes: Faucet controls are mounted below req'd grab bar height. Shower hose is 56" (59" req'd). Shower head does not have separate on/off control from faucet. Seat does not extend fully within 3" of compartment entry. Federal Guideline: 608.5, 608.6, 610.3		
	<i>Provide Grab Bars in Shower</i>	High	\$1,000
	Notes: None provided. Back and sidewall req'd. Federal Guideline: 609.2-3		
8b-2	<i>Provide Wall Signage at Door to Showers</i>	Medium	\$100
	Notes: None provided. Braille, and Raised Text signage required on latch side of door. Federal Guideline: 703.6, 216.8		
	Campgrounds Subtotal	\$48,980	

Item #	Description	Priority	Estimated Cost
Columbus Area Model Railroad Club			
Item #	Description	Priority	Estimated Cost
	Exterior		
1-1	Parking Lot		
	11 spaces provided. 1 van space required.		
	Provide Van Accessible Space	High	\$1,500
	Notes: Pave and clearly mark 11' accessible stall and 5' access aisle. Provide accessible parking signage, including van tag. Connect to accessible route. Federal Guideline: 208.2, 208.3		
	Accessible Routes		
5-1	Wood Ramp		
	Provide Bottom Landing, Handrails, Slip-resistant Surface and Edge Protection	Medium	\$1,750
	Notes: Bottom landing is gravel. No edge protection is provided. Handrails exceeds allowable perimeter, has sharp spots, are mounted too low, do not extend beyond top and bottom of ramp (12" req'd). No return to wall or landing is provided at top or bottom. Wood may present slip hazard when wet. Federal Guideline: 303, 405.2, 405.7.3, 405.9, 505		
6-1	East Stair		
	Provide Bottom Landing and Handrails	Low	\$800
	Notes: Handrail provided one side only and do not provide extensions at top or bottom (12" beyond top; 1 tread width beyond bottom) Bottom Landing is gravel. Federal Guideline: 304.2, 505.4-10		
6-2	West Stair		
	Provide Bottom Landing and Handrails	Low	\$800
	Notes: Handrails exceed allowable perimeter and do not provide extensions at top or bottom (12" beyond top; 1 tread width beyond bottom) Bottom Landing is gravel and lawn. Federal Guideline: 304.2, 505.4-10		
	Site Furnishings		
	At least 20% of each item below are required to be accessible, including connection to accessible route.		
	Provide Accessible Picnic Table Areas	Medium	\$750
	Notes: Tables present have compliant dimensions. Locate portion of picnic tables on an accessible route and provide firm, stable and slip resistant clear space around tables. Federal Guideline: 206.2.2, 403, 1011.2, 902, 306.3		

Item #	Description	Priority	Estimated Cost
	<i>Provide Accessible Bench</i>	Low	\$1,200
	Notes: Bench does not meet dimensional requirements or provide an adjacent wheelchair space, and is not located on accessible route. Federal Guideline: 206.2.2, 403, 1011.2, 902, 306.3		
	Interior		
	Exterior Entrances		
	<i>Provide access to a minimum of 60% of all public entrances</i>		See Below
	Notes: 2 public entrances provided. 2 must be accessible. Federal Guideline: 206.4, 404		
8a-1	<i>Replace Threshold</i>	Medium	\$175
East Door	Notes: Threshold is 1 1/2". (1/4" max; 1/2" beveled) Federal Guideline: 402.5, 404.2.3		
8a-2	<i>Replace Threshold</i>	Medium	\$175
West Door	Notes: Threshold is 2". (1/4" max; 1/2" beveled) Door clear height is 79" (80" req'd) Federal Guideline: 402.5, 404.2.3		
	Main Room		
	<i>Provide means of egress signage</i>	High	\$200
	Notes: None provided. Federal Guideline:		
18-1	<i>Reposition Light Switch and Provide Alternate Outlet Access</i>	Low	\$220
Main Room	Notes: Electrical switch is at 57" ht (48" max). Outlets are at 13" ht and are blocked by displays. Provide mounted power strip within reach range. Federal Guideline: 205.1, 308.2-3		
35-1	<i>Kitchenette</i>		
	<i>Provide Clearance</i>	Low	\$0
	Notes: Relocate table to allow for clearances at sink, work surfaces, and appliances. Federal Guideline: 212, 804.2		
	<i>Provide Accessible Sink</i>	Low	\$1,300
	Notes: Kitchen sink rim is 37" high. (34" max). Inadequate knee space and clear space for forward approach is provided. Faucet controls require twisting and grasping. Federal Guideline: 212.3, 306.3, 309, 606.2		
	<i>Reposition Light Switch</i>	Low	\$220
	Notes: Electrical switch is at 51" ht (48" max). Federal Guideline: 205.1, 308.2-3		
	Columbus Area Model Railroad Club Subtotal	\$9,090	

Item #	Description	Priority	Estimated Cost
Dianne's Kitchen			
Item #	Description	Priority	Estimated Cost
	Dianne's Kitchen is leased by the County to a private party. This facility was evaluated for site only as interior spaces are tenant occupied.		
	Exterior		
	Parking Lot		
	<i>Shared parking with Dunn Arena - See below.</i>		
	Accessible Routes		
	Replace Grate at Entry Door	High	\$150
	Notes: Grating has opening over 1/2" wide max. Replace with grate meeting opening requirements and flush with adjacent pavements. Federal Guideline: 403.2, 302.3		
	Dianne's Kitchen Subtotal	\$0	

Item #	Description	Priority	Estimated Cost
Dunn Arena			
Item #	Description	Priority	Estimated Cost
	Exterior		
1-1	Parking Lot		
	Approx. 70 spaces provided, including 3 designated as accessible. 1 van space and 2 car spaces required.		
	Remark Spaces and Provide Signage	Low	\$350
	Notes: Markings are very faded. Clearly mark accessible stalls and access aisles. Signage only provided at one space. Provide accessible parking signage at all spaces, including van tag at appropriate location. Pavement is deteriorating. Consider replacing pavement at spaces and accessible route. Cost not included at right. Federal Guideline: 206.2.1, 403.5, 502.3, 502.6		
	Interior		
	Exterior Entrances		
	Provide access to a minimum of 60% of all public entrances		See Below
	Notes: 3 public entrances provided. 2 must be accessible. Recommend making SE Door and NE Door accessible. Federal Guideline: 206.4, 404		
	Provide Directional Signage at Non-Accessible Entrances	High	\$100
	Notes: None provided. Federal Guideline:		
8a-1	Provide Adjacent Pavement to Meet Finish Floor	High	\$1,200
SE Door	Notes: Step at threshold is 3 1/2". (1/4" max; 1/2" beveled) Level maneuvering space not provided. (60" perpendicular; 18" parallel req'd) Federal Guideline: 402.5, 404.2.3-4		
8a-2	Provide Adjacent Pavement to Meet Finish Floor	N/A	N/A
East Door	Notes: Step at threshold is 3 1/2". (1/4" max; 1/2" beveled) Level maneuvering space not provided. (60" perpendicular; 18" parallel req'd) Federal Guideline: 402.5, 404.2.3-4		
8a-3	Replace Double Door	Low	\$1,500
NE Doors	Notes: Door clear width is 30" (32" min req'd on min. 1 leaf of double doors. Federal Guideline: 404.2.3		
	Adjust Door Closer ¹	High	\$350
	Notes: Closing speed is less than 5 sec. min. Federal Guideline: 404.2.9		
	Dunn Arena		
	Provide means of egress signage	High	\$200
	Notes: None provided. Federal Guideline:		

Item #	Description	Priority	Estimated Cost
	<i>Reposition Light Switches and Provide Alternate Outlet Access</i>	Low	\$220
	Notes: Electrical switches and outlets are at 53"-70" ht (48" max). Provide a mounted power strip within reach range. Federal Guideline: 205.1, 308.2-3		
	<i>Restroom Foyer</i>		
8b-1	<i>Provide Maneuvering Space on Both Sides of Double Door Between Arena and Restroom Foyer.</i>	Low	\$2,500
	Notes: Level maneuvering space not provided. Concrete ramps down immediately on each side of door up to 5.3%. (60" perpendicular; 18" parallel level req'd) Federal Guideline: 404.2.4		
	<i>Adjust Door Closer³</i>	High	\$350
	Notes: Closing speed is less than 5 sec. min. Federal Guideline: 404.2.9		
	<i>Replace Door Hardware</i>	Low	\$300
	Notes: Hardware requires grasping and twisting. Federal Guideline: 309.4, 402.2.7		
	<i>Women's Restrooms/Shower</i>		
15-1	<i>Provide Wall Signage</i>	Medium	\$100
	Notes: None provided. Pictogram, ISA, Braille, and Raised Text signage required on latch side of door. Federal Guideline: 703.6, 216.8		
	<i>Replace Door Signage</i>	Low	\$100
	Notes: Visual only provided. Provide sign with pictogram and raised text. Federal Guideline: 703.6, 216.8		
	<i>Insulate water lines</i>	Medium	\$100
	Notes: Supply lines, valves, and exposed drain pipes are not insulated to protect against contact. Federal Guideline: 606.5		
	<i>Reposition Mirror</i>	Low	\$50
	Notes: Bottom edge of reflecting surface is at 49" ht. (40" max.) Federal Guideline: 603.3		
	<i>Replace Hardware and Handles on Stall Door</i>	Low	\$150
	Notes: Screen door type latches provided with no handles. Federal Guideline: 213.3, 604.8.2, 404.2.7, 309.4		
	<i>Reconfigure Block Partition Wall and Provide Grab Bars</i>	Medium	\$3,500
	Notes: Stall width is 44" (60" min). Insufficient grab bars are provided. Toe clearance is not provided at side of partition. Federal Guideline: 604.3, 604.4, 604.5, 609.3-4		
	<i>Reposition Coat Hooks</i>	Low	\$50
	Notes: Coat hooks are mounted 60" high (15"-48" max). Federal Guideline: 308, 603.4		

Item #	Description	Priority	Estimated Cost
17-1	<i>Provide Accessible Shower Stall</i>	Low	\$2,500
	Notes: Special access equipment not provided. Compartment dimensions are 40"x48" (30" w x 60" deep min). Replace with unit of sufficient size with grab bars, removable shower head with flexible hose, and compliant seat. Federal Guideline: 608.3.2, 608.6, 609.2-609.8		
8b-2	<i>Adjust Door Closer³</i>	High	\$350
	Notes: Closing speed is less than 5 sec. min. Operating effort is 10 lb (5 lb max for interior doors). Federal Guideline: 404.2.9		
	<i>Replace Door Hardware</i>	Low	\$300
	Notes: Hardware requires grasping and twisting. Federal Guideline: 309.4, 402.2.7		
	<i>Men's Restrooms/Shower</i>		
15-1	<i>Provide Wall Signage</i>	Medium	\$100
	Notes: None provided. Pictogram, ISA, Braille, and Raised Text signage required on latch side of door. Federal Guideline: 703.6, 216.8		
	<i>Replace Door Signage</i>	Low	\$100
	Notes: Visual only provided. Provide sign with pictogram and raised text. Federal Guideline: 703.6, 216.8		
	<i>Insulate water lines</i>	Medium	\$100
	Notes: Supply lines, valves, and exposed drain pipes are not insulated to protect against contact. Federal Guideline: 606.5		
	<i>Reposition Mirror</i>	Low	\$50
	Notes: Bottom edge of reflecting surface is at 55" ht. (40" max.) Federal Guideline: 603.3		
	<i>Protect Protruding Objects</i>	Low	\$100
	Notes: Counter corner protrudes 9" at 35" ht. (4" max. between 27" and 80" high) Provide cane detectable leg. Federal Guideline: 307.2		
	<i>Reposition Urinal & Flush Controls</i>	Low	\$450
	Notes: Top of lip is 24" high. (17" max. ht) Flush controls located at 53" ht (48" max). Federal Guideline: 605.2-4		
	<i>Replace Hardware and Handles on Stall Door</i>	Low	\$150
	Notes: Screen door type latches provided with no handles. Federal Guideline: 213.3, 604.8.2, 404.2.7, 309.4		

Item #	Description	Priority	Estimated Cost
	<i>Reconfigure Block Partition Wall, Reposition Toilet, Provide Grab Bars and Auto Flush Sensor</i>	Medium	\$3,500
	Notes: Stall width is 34" (60" min). Toilet is located 25" from wall (16"-18" max). Flush controls require over 5 lb operating effort. Insufficient grab bars are provided. Toe clearance is not provided at side of partition. Federal Guideline: 604.2, 604.3, 604.4, 604.5, 609.3-4		
	<i>Reposition Coat Hooks</i>	Low	\$50
	Notes: Coat hooks are mounted 61" high (15"-48" max). Federal Guideline: 308, 603.4		
17-2	<i>Provide Accessible Shower Stall</i>	Low	\$2,500
	Notes: Special access equipment not provided. Compartment dimensions are 40"x48" (30" w x 60" deep min). Replace with unit of sufficient size with grab bars, removable shower head with flexible hose, and compliant seat. Federal Guideline: 608.3.2, 608.6, 609.2-609.8		
8b-3	<i>Adjust Door Closer¹</i>	High	\$350
	Notes: Closing speed is less than 5 sec. min. Operating effort is 10 lb (5 lb max for interior doors). Federal Guideline: 404.2.9		
	<i>Replace Door Hardware</i>	Low	\$300
	Notes: Hardware requires grasping and twisting. Federal Guideline: 309.4, 402.2.7		
	Dunn Arena Subtotal	\$21,670	

Item #	Description	Priority	Estimated Cost
Flying Field			
Item #	Description	Priority	Estimated Cost
	Exterior		
1-1	Parking Lot		
	15 spaces provided. 1 van space required.		
	Provide Van Accessible Space	High	\$1,500
	Notes: Pave and clearly mark 11' accessible stall and 5' access aisle. Provide accessible parking signage, including van tag. Connect to accessible route. Federal Guideline: 208.2, 208.3		
	Accessible Routes		
	Provide Accessible Route	Medium	
	Notes: None Provided. Connect restrooms, bleachers, shelter and other activity areas to accessible parking. Federal Guideline: 206.2.2, 403		
	Replace Ramps at Men's and Women's Restroom Entries with Slaped Sidewalks	Medium	\$1,800
	Site Furnishings		
21-1	Provide Accessible Seating at Bleachers	Medium	\$800
	Notes: Total Seating approximately 50. 2 wheelchair spaces required. Provide level 36x48 space with forward approach for each space and include companion seat. Federal Guideline: 221.1, 802.1		
	Provide Accessible Aisle Seating	Low	\$900
	Notes: None provided. Designate seats equal to 5% of total aisle seats provided and connect to nearest accessible route. Federal Guideline: 221.1, 802.1		
22-1	Provide Accessible Route to Picnic Tables	Low	\$2,400
	Notes: Provided tables have compliant dimensions, but are not located on accessible route. At least 20% are required to be accessible, including connection to accessible route and clear ground space on all sides. Federal Guideline: 206.2.2, 403, 1011.2, 902, 306.3		
	Provide Accessible Bench	Low	\$1,200
	Notes: Provided benches do not have compliant dimensions, connection to accessible route or adjacent clear space (level, 30"x48"). At least 20% are required to be accessible, including connection to accessible route. Federal Guideline: 903.2-903.5, 1011.2		
	Boyd Helstrom Flying Field Shelter		
	Provide Alternate Outlet Access	Medium	\$220
	Notes: Outlets are at 62" ht. Provide mounted power strip within reach range. Federal Guideline: 205.1, 308.2-3		

Item #	Description	Priority	Estimated Cost
	<i>Note: Trace Field building is members only and was not included in evaluation.</i>		
	Interior		
	Women's Restroom		
15-1	<i>Provide Wall Signage</i>	Medium	\$100
	Notes: None provided. Pictogram, ISA, Braille, and Raised Text signage required on latch side of door. Federal Guideline: 703.6, 216.8		
	<i>Replace Door Signage</i>	Low	\$100
	Notes: Visual only provided. Provide sign with pictogram and raised text. Federal Guideline: 703.6, 216.8		
	<i>Insulate water lines</i>	Medium	\$100
	Notes: Supply lines, valves, and exposed drain pipes are not insulated to protect against contact. Federal Guideline: 606.5		
	<i>Replace Faucet Controls</i>	Medium	\$350
	Notes: Controls requires twisting and grasping. Federal Guideline: 309, 606.4		
	<i>Reposition Towel Dispenser</i>	Medium	\$70
	Notes: Towel dispenser is 71" high (48" max) Federal Guideline: 308, 604.7		
	<i>Reposition Mirror</i>	Low	\$50
	Notes: Bottom edge of reflecting surface is at 50" ht. (40" max.) Federal Guideline: 603.3		
	<i>Reconfigure Partition, Reposition Toilet, Provide Grab Bars and Auto Flush Sensor and Replace Toilet Seat</i>	Medium	\$3,500
	Notes: Stall width is 50" (60" min). Toilet is located 29" from wall (16"-18" max). Flush controls are located on narrow side of toilet. Toilet seat is 16" ht. No grab bars are provided. Federal Guideline: 604.2, 604.3, 604.4, 604.5, 609.3-4		
	<i>Reposition Toilet Paper Dispenser</i>	Low	\$70
	Notes: Dispenser mounted 4" in front of toilet (7"-9" to centerline req'd). Federal Guideline: 604.7		
8a-1	<i>Replace Door Hardware</i>	Low	\$300
	Notes: Hardware requires grasping and twisting. Federal Guideline: 309.4, 402.2.7		
	<i>Remove Threshold</i>	Low	\$50
	Notes: Threshold is 1 1/2". (1/4" max; 1/2" beveled) Federal Guideline: 404.2.5		

Item #	Description	Priority	Estimated Cost
	Men's Restroom		
15-2	Provide Wall Signage	Medium	\$100
	Notes: None provided. Pictogram, ISA, Braille, and Raised Text signage required on latch side of door. Federal Guideline: 703.6, 216.8		
	Replace Door Signage	Low	\$100
	Notes: Visual only provided. Provide sign with pictogram and raised text. Federal Guideline: 703.6, 216.8		
	Insulate water lines	Medium	\$100
	Notes: Supply lines, valves, and exposed drain pipes are not insulated to protect against contact. Federal Guideline: 606.5		
	Replace Faucet Controls	Medium	\$350
	Notes: Controls requires twisting and grasping. Federal Guideline: 309, 606.4		
	Reposition Towel Dispenser	Medium	\$70
	Notes: Towel dispenser is 69" high (48" max) Federal Guideline: 308, 604.7		
	Reposition Mirror	Low	\$50
	Notes: Bottom edge of reflecting surface is at 50" ht. (40" max.) Federal Guideline: 603.3		
	Provide Occupancy Sensor	Low	\$220
	Notes: Electrical switch is at 49" ht (48" max). Federal Guideline: 205.1, 308.2-3		
	Reconfigure Partition, Reposition Toilet, Provide Grab Bars and Replace Toilet Seat	Medium	\$3,000
	Notes: Stall width is 50" (60" min). Toilet is located 29" from wall (16"-18" max). Toilet seat is 16" ht. No grab bars are provided. Federal Guideline: 604.2, 604.3, 604.4, 604.5, 609.3-4		
	Reposition Toilet Paper Dispenser	Low	\$70
	Notes: Dispenser mounted 4" in front of toilet (7"-9" to centerline req'd). Federal Guideline: 604.7		
	Urinal provided is not compliant, but is not required per scoping requirements of 213.3.3.	N/A	N/A
8a-2	Replace Door Hardware	Low	\$300
	Notes: Hardware requires grasping and twisting. Federal Guideline: 309.4, 402.2.7		
	Remove Threshold	Low	\$50
	Notes: Threshold is 1 1/2". (1/4" max; 1/2" beveled) Federal Guideline: 404.2.5		
	Flying Field Subtotal	\$17,920	

Item #	Description	Priority	Estimated Cost

Item #	Description	Priority	Estimated Cost
Fred Lorenz Scout Lodge			
Item #	Description	Priority	Estimated Cost
1-1	Parking Lot		
	12 spaces provided. 1 van space required.		
	Provide Van Accessible Space	Low	\$1,500
	Notes: Pave and clearly mark 11' accessible stall and 5' access aisle. Provide accessible parking signage, including van tag. Connect to accessible route. Federal Guideline: 208.2, 208.3		
	Replace Concrete Ramp (Field Verify)	Low	\$1,500
	Notes: Data not provided on slope of concrete ramp. Reconfigure as needed to achieve <5% running slope, or provide handrails and landings. Federal Guideline: 208.2, 208.3		
	Exterior		
	Shelters and Chapel		
	Provide Accessible Route to both Shelters	High	\$1,200
	Notes: None provided (gravel and grass). Provide accessible route from nearest parking. Cost given for asphalt path. Federal Guideline: 206.2.2, 403		
21-1	Provide Accessible Seating at Chapel	Medium	\$700
	Notes: Total Seating approximately 136. 4 wheelchair spaces required. Provide level 36x48 space with forward approach for each space and include companion seat. Connect to nearest accessible route. Federal Guideline: 221.1, 802.1		
	Provide Accessible Aisle Seating at Chapel	Low	\$250
	Notes: None provided. Designate seats equal to 5% of total aisle seats provided and connect to nearest accessible route. Federal Guideline: 221.1, 802.1		
	Interior		
	Exterior Entrances		
	Provide access to a minimum of 60% of all public entrances		See Below
	Notes: 2 public entrances provided. 2 must be accessible. Federal Guideline: 206.4, 404		
8a-1	Front Door		
	Replace Door Hardware	Low	\$300
	Notes: Hardware requires grasping and twisting. Federal Guideline: 309.4, 402.2.7		
8a-2	Back Door		
	Replace Threshold	Medium	\$175
	Notes: Threshold is 3/4". (1/4" max; 1/2" beveled). Federal Guideline: 404.2.5		
	Replace Door Hardware	Low	\$300
	Notes: Hardware requires grasping and twisting.		

Item #	Description	Priority	Estimated Cost
	Federal Guideline: 309.4, 402.2.7		

Item #	Description	Priority	Estimated Cost
18-1	Main Room		
	<i>Provide means of egress signage</i>	High	\$200
	Notes: None provided. Federal Guideline:		
	<i>Reposition Light Switches</i>	Low	\$220
	Notes: Electrical switches are at 55" ht (48" max). Federal Guideline: 205.1, 308.2-3		
35-1	Kitchenette		
	<i>Provide Accessible Work Surface</i>	Low	\$600
	Notes: Work surface is 35" high (28"-34"max). No knee space provided. Federal Guideline: 306, 804.3		
	<i>Provide Accessible Sink</i>	Low	\$1,300
	Notes: Kitchen sink rim is 35" high. (34" max). Inadequate knee space and clear space for forward approach is provided. Faucet controls require twisting and grasping. Federal Guideline: 212.3, 306.3, 309, 606.2		
	Unisex Restroom		
16-1	<i>Provide Wall Signage</i>	Medium	\$100
	Notes: None provided. Pictogram, ISA, Braille, and Raised Text signage required on latch side of door. Federal Guideline: 703.6, 216.8		
	<i>Replace Door Signage</i>	Low	\$100
	Notes: Pictogram field is less than 6" min. req'd and has no raised text. Federal Guideline: 703.6, 216.8		
	<i>Reposition or Replace Lavatory</i>	Low	\$600
	Notes: Depth of knee space is obstructed at 5" by pipes. Raise sink such that top does not exceed 34" to achieve 8" min from front edge. Federal Guideline: 606.2, 306.3		
	<i>Insulate water lines</i>	Medium	\$100
	Notes: Supply lines, valves, and exposed drain pipes are not insulated to protect against contact. Federal Guideline: 606.5		
	<i>Replace Faucet Controls</i>	Low	\$350
	Notes: Controls requires twisting and grasping. Federal Guideline: 309, 606.4		
	<i>Reposition Towel Dispenser</i>	Low	\$70
	Notes: Towel dispenser is 53" high (48" max) Federal Guideline: 308, 604.7		
	<i>Provide Occupancy Sensor</i>	Low	\$220
	Notes: Electrical switch is at 53" ht (48" max). Federal Guideline: 205.1, 308.2-3		

Item #	Description	Priority	Estimated Cost
	<i>Reposition Toilet Paper Dispenser</i>	Low	\$70
	Notes: Dispenser mounted 2" in front of toilet (7"-9" to centerline req'd). Federal Guideline: 604.7		
	<i>Provide Grab Bars</i>	High	\$1,000
	Notes: None provided. Side and rear required. Federal Guideline: 604.5		
8b-1	<i>Replace Door Hardware</i>	Low	\$300
	Notes: Hardware requires grasping and twisting. Federal Guideline: 309.4, 402.2.7		
	<i>Adjust Door Closer¹</i>	High	\$350
	Notes: Operating effort is 20 lb (5 lb max for interior doors). Federal Guideline: 404.2.9		
	<i>Unisex Shower</i>		
17-1	<i>Provide Wall Signage</i>	Medium	\$100
	Notes: None provided. Pictogram, ISA, Braille, and Raised Text signage required on latch side of door. Federal Guideline: 703.6, 216.8		
	<i>Reposition or Replace Lavatory</i>	Low	\$600
	Notes: Depth of knee space is obstructed at 5" by pipes. Raise sink such that top does not exceed 34" to achieve 8" min from front edge. Federal Guideline: 606.2, 306.3		
	<i>Insulate water lines</i>	Medium	\$100
	Notes: Supply lines, valves, and exposed drain pipes are not insulated to protect against contact. Federal Guideline: 606.5		
	<i>Replace Faucet Controls</i>	Low	\$350
	Notes: Controls requires twisting and grasping. Federal Guideline: 309, 606.4		
	<i>Provide Accessible Shower Stall</i>	Low	\$2,500
	Notes: Special access equipment provided does not meet requirements. 9" step at entry to shower. No seat provided. Compartment dimensions are 32" square (30" w x 60" deep min). Replace with unit of sufficient size with grab bars, removable shower head with flexible hose, and compliant seat. Federal Guideline: 608.3.2, 608.6, 609.2-609.8		
8b-2	<i>Replace Door Hardware</i>	Low	\$300
	Notes: Hardware requires grasping and twisting. Federal Guideline: 309.4, 402.2.7		
	Fred Lorenz Scout Lodge Subtotal	\$15,455	

Item #	Description	Priority	Estimated Cost
Indiana Live Steamers and McLain Cabin Station			
Item #	Description	Priority	Estimated Cost
	Exterior		
	Parking Lot - Station and Cabin		
1-1	11 spaces provided. 1 van space required.		
	Provide Van Accessible Space	High	\$1,500
	Notes: Existing spaces are not marked. Slope is 5% (2% max all directions). Regrade, repave and mark 11' accessible stall and 5' access aisle. Provide accessible parking signage, including van tag. Federal Guideline: 208.2, 208.3		
	Parking Lot - Steamers Warehouse		
1-1	5 spaces provided. 1 van space required.		
	Provide Van Accessible Space	High	\$1,500
	Notes: Pave and mark 11' accessible stall and 5' access aisle. Provide accessible parking signage, including van tag. Federal Guideline: 208.2, 208.3		
	Accessible Routes		
	Modify Deck and Stairs at Front Entry to Eliminate Elevation Change at Threshold and Connect to Accessible Route	High	\$2,500
	Notes: Step down to deck obstructs req'd level clear space at entry door. Deck does not connect to accessible route. Stairs and handrails are not compliant. Consider historical impacts prior to completion of work. Federal Guideline: 206.2.2		
	Provide Accessible Route to Cabin	High	\$1,200
	Notes: Uneven stone walk provided. Provide firm, slip resistant and stable surface without surface level changes. Federal Guideline: 206.2.2, 302.1, 403.2		
	Provide Accessible Route to McLain Station Shelter	High	\$900
	Notes: Gravel walk provided. Provide firm, slip resistant and stable surface without surface level changes. Federal Guideline: 206.2.2, 302.1, 403.2		
	Provide Accessible Route to Shelter at Tracks/Schoolhouse Rd and Westernmost Shelter	High	\$1,500
	Notes: Dirt/grass walk and shelter floor provided. Provide firm, slip resistant and stable surface without surface level changes. Federal Guideline: 206.2.2, 302.1, 403.2		
	Site Furnishings		
	Provide Accessible Bench	Low	\$1,200
	Notes: Provided benches do not have compliant dimensions, connection to accessible route or adjacent clear space (level, 30"x48"). At least 20% are required to be accessible, including connection to accessible route.		

Item #	Description	Priority	Estimated Cost
	Federal Guideline: 903.2-903.5, 1011.2		
22-1	Provide Accessible Route to Picnic Tables near Shelter	Low	\$1,200
	Notes: Provided tables have compliant dimensions, but are not located on accessible route. At least 20% are required to be accessible, including connection to accessible route and clear ground space on all sides. Federal Guideline: 206.2.2, 403, 1011.2, 902, 306.3		
	Interior		
	McLain Cabin		
	Provide means of egress signage	High	\$200
	Notes: None provided. Federal Guideline:		
8a-1, 2	Replace Door Hardware (Typ. Both Doors)	Low	\$600
	Notes: Hardware requires grasping and pinching/pulling. Federal Guideline: 309.4, 402.2.7		
	Provide Kick Plate (Typ. Both Doors)	Low	\$220
	Notes: 10" min smooth at bottom of door not provided. Federal Guideline: 404.2.10		
	Indiana Live Steamers and McLain Cabin Station Subtotal	\$12,520	
Maple Building / Amphitheater			
Item #	Description	Priority	Estimated Cost
	Exterior		
1-1	Parking Lot		
	8 spaces provided at Maple Building. Approximately 200 spaces provided in second lot. 2 van space and 5 car spaces required total.		
	Provide Accessible Spaces	High	\$1,200
	Notes: Includes two lots joined by bridge which is not accessible. Recommend providing required number of spots for both lots in the lot adjacent to the building. Clearly mark two 11' van accessible stall and shared 5' access aisle and 5 spaces at 8' width with 5' access aisles. Provide accessible parking signage, including van tag. Connect to accessible route. Repair pavement where needed. Federal Guideline: 208.2, 208.3		
	Accessible Routes		
	Provide Accessible Route to Ticket Stand, Restrooms, and Maple Building	High	\$3,850
	Notes: Running slopes up to 7.4% (5% max). No level change of direction provided. Replace pavement and regrade as needed. Federal Guideline: 206.2.2, 403.3		

Item #	Description	Priority	Estimated Cost
	<i>Provide Accessible Service Counter or Alternate Accommodation at Ticket Stand</i>	Low	\$600
	Notes: Counter height exceeds allowable height and provides no knee space (28" - 34" with knee space for work surface; 38" max verbal interaction) Federal Guideline: 226.1, 902.2		
	<i>Replace Ramped Concrete at Amphitheater Restroom Entries (Typical at Men's and Women's)</i>	High	\$800
	Notes: Running slopes up to 14%. No landings or handrails provided. Replace and provide handrails and landings, or adjust surrounding grades to eliminate ramp. Pavement does not extend sufficiently to achieve 18" parallel to latch side of doors or provide level landing 60" perpendicular to doors. Federal Guideline: 405.2, 405.7		
5-1	Wood Ramp, North Side		
	<i>Replace Ramp</i>	Medium	\$2,500
	Notes: Bottom landing is gravel, has 1" level change between gravel and wood, and is obstructed by tree. Cross slope and running slope exceed allowable slopes. No edge protection is provided. Handrails exceeds allowable perimeter, are provided on one side only, are mounted too low, do not extend beyond top and bottom of ramp (12" req'd). No return to wall or landing is provided at top or bottom. Wood may present slip hazard when wet. Federal Guideline: 303, 405.2, 405.7.3, 405.9, 505		
6-1	North Stair		
	<i>Provide Closed Risers and Replace Handrails</i>	Low	\$800
	Notes: Stairs have open risers. Handrails exceed allowable perimeter and do not provide extensions at top or bottom (12" beyond top; 1 tread width beyond bottom) Federal Guideline: 304.2, 505.4-10		
6-2	South Stair		
	<i>Replace Stairs</i>	Low	\$2,500
	Notes: Stairs have open risers. Bottom riser is not uniform height with other risers. Handrails exceed allowable perimeter and do not provide extensions at top or bottom (12" beyond top; 1 tread width beyond bottom) Bottom Landing is gravel. Federal Guideline: 304.2, 505.4-10		
	Interior		
	Amphitheater - Women's Restroom		
15-1	<i>Replace Door Signage</i>	Low	\$100
	Notes: Visual only provided. Provide sign with pictogram and raised text. Federal Guideline: 703.6, 216.8		

Item #	Description	Priority	Estimated Cost
	<i>Reposition Mirror</i>	Low	\$50
	Notes: Bottom edge of reflecting surface is at 60" ht. (40" max.) Federal Guideline: 603.3		
	<i>Modify Lavatory Supports</i>	Low	\$200
	Notes: Supports block req'd sink clear knee space width at 26" (30" req'd). Federal Guideline: 606.2, 306.3.3		
	<i>Insulate water lines</i>	Medium	\$100
	Notes: Supply lines, valves, and exposed drain pipes are only partially insulated to protect against contact. Federal Guideline: 606.5		
	<i>Replace Faucet Controls</i>	Low	\$350
	Notes: Controls requires twisting and grasping. Federal Guideline: 309, 606.4		
	<i>Provide Occupancy Sensor</i>	Low	\$220
	Notes: Electrical controls mounted at 50" ht (48" max). Federal Guideline: 205.1, 308.2-3		
	<i>Provide Wheelchair Accessible Stall: Reconfigure Partition, Reposition Toilet, Provide Grab Bars, and Replace Toilet Seat</i>	Medium	\$3,000
	Notes: Stall width is 49" (60" min). Toilet is located 22 1/2" from wall (16"-18" max). Toilet seat is 16" ht. No grab bars are provided. Federal Guideline: 604.2, 604.3, 604.4, 604.5, 609.3-4		
	<i>Provide Ambulatory Accessible Stall: Reconfigure Partition, Reposition Toilet, Provide Grab Bars, and Replace Toilet Seat</i>	Medium	\$3,000
	Notes: Stall width is 49" (35-37" max). Toilet is located 22 1/2" from wall (16"-18" max). Toilet seat is 20" ht. No grab bars are provided. Federal Guideline: 604.2, 604.3, 604.4, 604.5, 609.3-4		
8a-1	<i>Replace Door Hardware</i>	Low	\$300
	Notes: Hardware requires grasping and twisting. Federal Guideline: 309.4, 402.2.7		
	<i>Replace Threshold</i>	Medium	\$175
	Notes: Threshold is 1". (1/4" max; 1/2" beveled). Federal Guideline: 404.2.5		
	Amphitheater - Men's Restroom		
15-1	<i>Replace Wall Signage</i>	Medium	\$100
	Notes: Braille located 3/4" below raised text (3/8"-1/2" max). Federal Guideline: 703.3		
	<i>Replace Door Signage</i>	Low	\$100
	Notes: Visual only provided. Provide sign with pictogram and raised text. Federal Guideline: 703.6, 216.8		

Item #	Description	Priority	Estimated Cost
	<i>Reposition Mirror</i>	Low	\$50
	Notes: Bottom edge of reflecting surface is at 60" ht. (40" max.) Federal Guideline: 603.3		
	<i>Insulate water lines</i>	Medium	\$100
	Notes: Supply lines, valves, and exposed drain pipes are only partially insulated to protect against contact. Federal Guideline: 606.5		
	<i>Replace Faucet Controls</i>	Low	\$350
	Notes: Controls requires twisting and grasping. Federal Guideline: 309, 606.4		
	<i>Provide Occupancy Sensor</i>	Low	\$220
	Notes: Electrical controls mounted at 51" ht (48" max). Federal Guideline: 205.1, 308.2-3		
	<i>Reposition Urinal</i>	Low	\$450
	Notes: Top of lip is 19" high and projects 13" from wall. (17" max. ht, 13 1/2" min. projection) Federal Guideline: 605.2-4		
	<i>Provide Wheelchair Accessible Stall: Reconfigure Partition, Provide Grab Bars, and Replace Toilet Seat</i>	Medium	\$3,000
	Notes: Stall width is 47" (60" min). Toilet seat is 16" ht. No grab bars are provided. Dispenser mounted in line with front of toilet (7"-9" to centerline req'd). Federal Guideline: 604.2, 604.3, 604.4, 604.5, 609.3-4		
	<i>Provide Ambulatory Accessible Stall: Reconfigure Partition, Reposition Toilet, Provide Grab Bars, and Replace Toilet Seat</i>	Medium	\$3,000
	Notes: Stall width is 47" (35-37" max). Toilet is located 28" from wall (16"-18" max). Toilet seat is 20" ht. No grab bars are provided. Dispenser mounted in line with front of toilet (7"-9" to centerline req'd). Federal Guideline: 604.2, 604.3, 604.4, 604.5, 609.3-4		
8a-2	<i>Replace Door Hardware</i>	Low	\$300
	Notes: Hardware requires grasping and twisting. Federal Guideline: 309.4, 402.2.7		
	<i>Replace Threshold</i>	Medium	\$175
	Notes: Threshold is 1". (1/4" max; 1/2" beveled). Federal Guideline: 404.2.5		
	<i>Maple Building - Exterior Entrances</i>		
	<i>Provide access to a minimum of 60% of all public entrances</i>		See Below
	Notes: 2 public entrances provided. 2 must be accessible. Federal Guideline: 206.4, 404		
8a-1	<i>Modify Deck to Eliminate Elevation Change at Threshold</i>	Medium	\$1,500
N Door	Notes: 1" drop from building threshold to adjacent porch. Federal Guideline: 404.2.5		

Item #	Description	Priority	Estimated Cost
8a-2	<i>Modify Deck to Eliminate Elevation Change at Threshold</i>	Medium	\$1,500
SE Door	Notes: 1" drop from building threshold to adjacent porch. Federal Guideline: 404.2.5		
	<i>Also noted on both doors that frames stick. Consider maintenance to alleviate.</i>	N/A	N/A
	Maple Building - Main Room		
	<i>Provide means of egress signage</i>	High	\$200
	Notes: None provided. Federal Guideline:		
	<i>Reposition Electrical Controls and Provide Alternate Outlet Access</i>	Medium	\$220
	Notes: Electrical controls mounted at 53" ht (48" max). Outlets are at 12" ht. Provide mounted power strip within reach range. Federal Guideline: 205.1, 308.2-3		
	<i>Reposition Coat Hooks</i>	Low	\$50
	Notes: Coat hooks are mounted 69" high (15"-48" max). Federal Guideline: 308		
35-1	Kitchenette		
	<i>Provide Accessible Work Surface / Serving Window and Eliminate Protruding Object</i>	Low	\$600
	Notes: Work surface / Serving window is 38" high (28"-34" max). No knee space provided on room side. Counter protrudes 11" at 38" ht on kitchenette side. Provide leg to eliminate protrusion. Federal Guideline: 306, 804.3		
	<i>Provide Accessible Sink</i>	Low	\$1,300
	Notes: Kitchen sink rim is 36" high. (34" max). Inadequate knee space is provided. Federal Guideline: 212.3, 306.3		
	<i>Provide Accessible Range</i>	Low	\$800
	Notes: Controls require reaching across burners. Federal Guideline: 804.6.4		
	Maple Building - Women's Restroom		
16-1	<i>Provide Wall Signage</i>	Medium	\$100
	Notes: None provided. Pictogram, ISA, Braille, and Raised Text signage required on latch side of door. Federal Guideline: 703.6, 216.8		
	<i>Replace Door Signage</i>	Low	\$100
	Notes: Visual only provided. Provide sign with pictogram and raised text. Federal Guideline: 703.6, 216.8		

Item #	Description	Priority	Estimated Cost
	<i>Replace Lavatory and Faucet Controls</i>	High	\$1,300
	Notes: Knee space is obstructed by cabinet. Insulate waterlines when replacing. Cabinet obstructs req'd clear space at toilet. Controls requires twisting and grasping. Federal Guideline: 606.2, 306.3, 309, 606.4		
	<i>Reposition Mirror</i>	Low	\$50
	Notes: Bottom edge of reflecting surface is at 51" ht. (40" max.) Federal Guideline: 603.3		
	<i>Provide Occupancy Sensor and Provide Alternate Outlet Access</i>	Medium	\$220
	Notes: Electrical controls mounted at 53" ht (48" max) and are outside of restroom. Outlets are at 12" ht. Provide mounted power strip within reach range. Federal Guideline: 205.1, 308.2-3		
	<i>Reposition Towel Dispenser</i>	Low	\$70
	Notes: Towel dispenser is 65" high (48" max) Federal Guideline: 308, 604.7		
	<i>Reposition Toilet</i>	Medium	\$765
	Notes: Toilet located 14" from side wall (16"-18" to centerline req'd) Federal Guideline: 604.2		
	<i>Replace Toilet Seat</i>	Medium	\$120
	Notes: Toilet seat is 16" high (17"-19" req'd) Federal Guideline: 604.4		
	<i>Reposition Toilet Paper Dispenser</i>	Low	\$70
	Notes: Dispenser mounted 15" in front of toilet (7"-9" to centerline req'd). Federal Guideline: 604.7		
	<i>Provide Grab Bars</i>	High	See Above
	Notes: None provided. Side and rear required. Federal Guideline: 604.5		
8b-1	<i>Replace Door Hardware</i>	Low	\$300
	Notes: Hardware requires grasping and twisting. Federal Guideline: 309.4, 402.2.7		
	<i>Replace Door</i>	Low	\$1,500
	Notes: Door clear width is 29" (32" min req'd). Clear height is 78" (no closer, 80" min). Federal Guideline: 404.2.3		
	Maple Building - Men's Restroom		
	<i>Provide Wall Signage</i>	Medium	\$100
	Notes: None provided. Pictogram, ISA, Braille, and Raised Text signage required on latch side of door. Federal Guideline: 703.6, 216.8		

Item #	Description	Priority	Estimated Cost
	<i>Replace Door Signage</i>	Low	\$100
	Notes: Visual only provided. Provide sign with pictogram and raised text. Federal Guideline: 703.6, 216.8		
	<i>Replace Lavatory and Faucet Controls</i>	High	\$1,300
	Notes: Knee space is obstructed by cabinet. Insulate waterlines when replacing. Cabinet obstructs req'd clear space at toilet. Controls requires twisting and grasping. Federal Guideline: 606.2, 306.3, 309, 606.4		
	<i>Reposition Mirror</i>	Low	\$50
	Notes: Bottom edge of reflecting surface is at 49" ht. (40" max.) Federal Guideline: 603.3		
	<i>Provide Occupancy Sensor and Provide Alternate Outlet Access</i>	Medium	\$220
	Notes: Electrical controls mounted at 53" ht (48" max) and are outside of restroom. Outlets are at 10" ht. Provide mounted power strip within reach range. Federal Guideline: 205.1, 308.2-3		
	<i>Reposition Towel Dispenser</i>	Low	\$70
	Notes: Towel dispenser is 61" high (48" max) Federal Guideline: 308, 604.7		
	<i>Reposition Toilet Paper Dispenser</i>	Low	\$70
	Notes: Dispenser mounted 5" in front of toilet (7"-9" to centerline req'd). Federal Guideline: 604.7		
	<i>Provide Grab Bars</i>	High	See Above
	Notes: None provided. Side and rear required. Federal Guideline: 604.5		
8b-2	<i>Replace Door Hardware</i>	Low	\$300
	Notes: Hardware requires grasping and twisting. Federal Guideline: 309.4, 402.2.7		
	<i>Modify Threshold and Replace Door</i>	Medium	\$2,500
	Notes: Floor is humped at transition from hallway 1 1/2". (1/4" max, 1/2" beveled). Door clear width is 29" (32" min req'd). Clear height is 77" (no closer, 80" min). Federal Guideline: 404.2.5, 404.2.3		
	Maple Building and Amphitheater Subtotal	\$43,065	

Item #	Description	Priority	Estimated Cost
Picnic Area			
Item #	Description	Priority	Estimated Cost
	Exterior		
	Parking		
	<i>Parking area is shared between all shelters. Approximate size of 355x300 indicates space for up to 350 vehicles. 8 total spaces required (2 van spaces and 6 car spaces).</i>		
	<i>Provide Van Accessible Space at Restrooms</i>	High	\$1,500
	Notes: Pave and clearly mark 11' accessible stall and 5' access aisle. Provide accessible parking signage, including van tag. Connect to accessible route. Federal Guideline: 208.2, 208.3		
	<i>Provide Van Accessible Space at Gatling Shelter</i>	High	\$1,500
	Notes: Pave and clearly mark 11' accessible stall and 5' access aisle. Provide accessible parking signage, including van tag. Connect to accessible route. Federal Guideline: 208.2, 208.3		
	<i>Provide Car Accessible Spaces</i>	High	\$9,000
	Notes: Pave and clearly mark six 8' accessible stalls with 5' access aisles. Distribute evenly amongst remaining shelters. Provide accessible parking signage, including van tag. Connect to accessible route. Federal Guideline: 208.2, 208.3		
	Accessible Routes		
	<i>Provide Accessible Route to Horseshoe Pits</i>	Medium	\$1,200
	Notes: None Provided. Connect to nearest accessible route. Federal Guideline: 206.2.2, 403		
	<i>Provide Accessible Route To Heartnut, Gatling, and Cedar Shelters</i>	Medium	\$5,000
	Notes: Existing routes are grass and gravel. Federal Guideline: 206.2.2		
	<i>Provide Accessible Route To Restrooms</i>	Medium	Included Above
	Notes: Existing routes are grass and gravel. Concrete slabs at door are settling and create lip at threshold. Federal Guideline: 206.2.2		
	Site Furnishings		
	<i>Ensure Moveable Furnishings Are On Accessible Route</i>	Low	\$0
	Notes: Tables and trash receptacles have compliant dimensions, but are located in a variety of places. At least 20% are required to be accessible, including connection to accessible route and clear ground space on all sides. Federal Guideline: 206.2.2, 403, 1011.2, 902, 306.3		

Item #	Description	Priority	Estimated Cost
	<i>Provide Accessible Route to Grills</i>	Low	\$1,200
	Notes: Provided grill lacks connection to accessible route or adjacent clear space (level, 30"x48"). At least 20% are required to be accessible, including connection to accessible route. Typical at each Shelter. Federal Guideline: 903.2-903.5, 1011.2		
	Playground		
25-1	<i>Provide Accessible Route to Swings</i>	Medium	\$800
	Notes: None Provided. Connect to nearest accessible route. Federal Guideline: 206.2.2, 403		
	<i>Provide Accessible Surface at Swings</i>	Medium	\$3,000
	Notes: None Provided. Provide firm, stable, slip resistant surface meeting CPSC requirements for fall protection. Mostly turf provided. Federal Guideline: 206.2.2, 403.3		
	Interior		
	Women's Restrooms/Shower		
	<i>Provide Wall Signage</i>	Medium	\$100
	Notes: Visual only provided on building. Pictogram, ISA, Braille, and Raised Text signage required on latch side of door. Federal Guideline: 703.6, 216.8		
	<i>Reposition Lavatory</i>	High	\$600
	Notes: Insufficient Knee space is provided. Reposition such that top of rim does not exceed 34" max. Federal Guideline: 606.2-3, 306.3		
	<i>Insulate water lines</i>	Medium	\$100
	Notes: Supply lines, valves, and exposed drain pipes are only partially insulated to protect against contact. Federal Guideline: 606.5		
	<i>Replace Faucet Controls</i>	Low	\$350
	Notes: Controls requires twisting and grasping. Federal Guideline: 309, 606.4		
	<i>Replace Hardware and Handles on Stall Door</i>	Low	\$150
	Notes: Screen door type latches provided. Federal Guideline: 213.3, 604.8.2, 404.2.7, 309.4		
	<i>Reposition Toilet</i>	Low	\$765
	Notes: Located 12" from side wall (16"-18" max.) Federal Guideline: 309.4, 402.2.7		
	<i>Reposition Toilet Paper Dispenser</i>	Low	\$70
	Notes: Dispenser mounted at rear of stall (in front of toilet 7"-9" to centerline req'd). Federal Guideline: 604.7		
	<i>Provide Grab Bars</i>	High	See Above
	Notes: None provided. Side and rear required. Federal Guideline: 604.5		

Item #	Description	Priority	Estimated Cost
17-1	Replace Shower Controls and Shower Head. Provide Seat and Grab Bars	Low	\$1,900
	Notes: Special access equipment is not provided. Faucet controls are mounted too high. Removable shower head not provided and fixed head is too high. Seat and grab bars not provided. Federal Guideline: 608.5, 608.6, 610.3		
8a-1	Replace Door Hardware	Low	\$300
	Notes: Hardware requires grasping and twisting. Federal Guideline: 309.4, 402.2.7		
	Men's Restrooms/Shower		
	Provide Wall Signage	Medium	\$100
	Notes: Visual only provided on building. Pictogram, ISA, Braille, and Raised Text signage required on latch side of door. Federal Guideline: 703.6, 216.8		
	Reposition Lavatory	High	\$600
	Notes: Insufficient Knee space is provided. Reposition such that top of rim does not exceed 34" max. Federal Guideline: 606.2-3, 306.3		
	Insulate water lines	Medium	\$100
	Notes: Supply lines, valves, and exposed drain pipes are only partially insulated to protect against contact. Federal Guideline: 606.5		
	Replace Faucet Controls	Low	\$350
	Notes: Controls requires twisting and grasping. Federal Guideline: 309, 606.4		
	Reposition Towel Dispenser	Low	\$70
	Notes: Towel dispenser is 51" high (48" max) Federal Guideline: 308, 604.7		
	Replace Hardware and Handles on Stall Door	Low	\$150
	Notes: Screen door type latches provided. Federal Guideline: 213.3, 604.8.2, 404.2.7, 309.4		
	Reposition Toilet	Low	\$765
	Notes: Located 23" from side wall (16"-18" max.) Federal Guideline: 309.4, 402.2.7		
	Reposition Toilet Paper Dispenser	Low	\$70
	Notes: Dispenser mounted at rear of stall in line with front of toilet (7"-9" to centerline req'd). Federal Guideline: 604.7		
	Provide Grab Bars	High	See Above
	Notes: None provided. Side and rear required. Federal Guideline: 604.5		
	Urinal provided is not compliant, but is not required per scoping requirements of 213.3.3.	N/A	N/A

Item #	Description	Priority	Estimated Cost
17-2	<i>Replace Shower Controls and Shower Head. Provide Seat and Grab Bars</i>	Low	\$1,900
	Notes: Special access equipment is not provided. Faucet controls are mounted too high. Removable shower head not provided and fixed head is too high. Seat and grab bars not provided. Federal Guideline: 608.5, 608.6, 610.3		
8a-2	<i>Replace Door Hardware</i>	Low	\$300
	Notes: Hardware requires grasping and twisting. Federal Guideline: 309.4, 402.2.7		
	Picnic Area Subtotal	\$31,940	
Off Road Race Club			
Item #	Description	Priority	Estimated Cost
	<i>Parking & Accessible Routes</i>		
	<i>Provide Accessible Parking and Accessible Route to Viewing Area</i>	Low	\$1,500
	Notes: None provided (gravel parking and no route). Cost given for asphalt parking, signage and path. Federal Guideline: 206.2.2, 208.2, 216.5, 403		
	<i>Provide Accessible Viewing Area</i>	Low	\$3,500
	Notes: Viewing appears to occur from raised platform with stair access. Consider providing lower platform with ramp access to provide similar viewing experience. Existing stairs are not compliant with 504/505. Federal Guideline: 206.2.2, 504, 505		
	Off Road Race Club Subtotal	\$5,000	

Item #	Description	Priority	Estimated Cost
Senior Citizens Building			
Item #	Description	Priority	Estimated Cost
	The Senior Center is leased by the County to a private party. This facility was evaluated for site only as interior spaces are tenant occupied.		
	Exterior		
1-1	Parking Lot		
	7 spaces provided. Multiple spaces signed as accessible. 1 van space required.		
	Provide Van Accessible Space	High	\$300
	Notes: No access aisle provided. Signage is mounted too low. Clearly mark 11' accessible stall and 5' access aisle. Provide accessible parking signage, including van tag. Federal Guideline: 208.2, 208.3		
	Accessible Routes		
	Delineate Accessible Route at East (Main) Entry	High	\$150
	Notes: Car overhang narrows accessible route along building face to 34". Move parking blocks to maintain 36" min. clear when cars are parked. Federal Guideline: 502.3, 502.7		
	Replace Concrete at West Entry	High	\$400
	Notes: Concrete walk is eroding. Replace to provide firm, stable, and slip resistant surface. Federal Guideline: 302.1, 402.3		
	Senior Citizens Subtotal	\$850	
Wildflower Area			
Item #	Description	Priority	Estimated Cost
	Parking & Accessible Routes		
	Consider Providing Accessible Parking Area and Accessible Route to Shelter.	Low	\$2,000
	Notes: None provided (gravel parking and no route). Cost given for asphalt parking, signage and path. Federal Guideline: 206.2.2, 208.2, 216.5, 403		
	Provide Accessible Picnic Tables	Low	\$1,800
	Notes: Provided tables do not have compliant dimensions for knee space. At least 20% are required to be accessible, including connection to accessible route and clear ground space on all sides. Federal Guideline: 206.2.2, 403, 1011.2, 902, 306.3		
	Wildflower Area Subtotal	\$3,800	

Item #	Description	Priority	Estimated Cost
Horse Park Office			
Item #	Description	Priority	Estimated Cost
	Exterior		
	Park Office Porch		
	Provide Accessible Route	Medium	\$800
	Notes: Area around shelter is all grass and gravel. Federal Guideline: 206.2.2		
	Interior		
	Park Office		
18-1	Provide means of egress signage	High	\$300
	Notes: None provided. Federal Guideline:		
	Reposition Light Switch	Low	\$220
	Notes: Electrical switch is at 65" ht (48" max). Federal Guideline: 205.1, 308.2-3		
8a-1	Replace Threshold	Medium	\$175
	Notes: Threshold is 1 1/4". (1/4" max; 1/2" beveled) May need to include replacement of adjacent exterior concrete. Federal Guideline: 402.5, 404.2.3		
	Adjust Door Closer ¹	High	\$450
	Notes: Closing speed is less than 5 sec. min. Federal Guideline: 404.2.8-9		
	Remove Storm Door	High	\$50
	Notes: Immediately adjacent doors make access very difficult. 48" min. plus swing of door is required between doors in series. Federal Guideline: 404.2.6		
	Horse Park Office Subtotal	\$1,995	
Stabling Areas			
Item #	Description	Priority	Estimated Cost
	Stabling Areas		
	Note: Accommodations are made on an as-needed basis for exhibitors with special needs, including access to power and water and are not included below.	N/A	N/A
	Consider Providing Designated Accessible Stall Locations	N/A	N/A
	Notes: Accessible stabling facilities might include concrete pad outside of stalls with connection to accessible route. Approximately 28 of the 384 stalls currently have this capability. Federal Guideline: 206.2.2, 403.2, 205.1, 308.2-3		
	Stabling Areas Subtotal	\$0	

Item #	Description	Priority	Estimated Cost
Cross Country Course			
Item #	Description	Priority	Estimated Cost
	Shelter		
	Provide Accessible Route	High	\$1,500
	Notes: None provided (gravel). Provide accessible route from nearest parking. Cost given for asphalt path. Federal Guideline: 206.2.2, 403		
	Cross Country Course Subtotal	\$1,500	
Arena 5 Area			
Item #	Description	Priority	Estimated Cost
	Exterior		
	Provide Accessible Parking Spaces	High	\$ 3,000
	Notes: Pave 1 van space (11' width) and 1 car space (8' width) accessible stall and shared 5' access aisle. Clearly mark aisle. Provide accessible parking signage, including van tag at appropriate space. Connect to accessible route. Federal Guideline: 208.2, 208.3		
	Provide Accessible Route	High	\$2,700
	Notes: None provided from parking to building and arena viewing area. Provide accessible route connecting all elements. Cost given for asphalt path. Federal Guideline: 206.2.2, 403		
	Reposition Protruding Objects	Medium	\$50
	Notes: Planter hanger protrudes 11" at 72" ht (4" max between 27" and 80" ht). Federal Guideline: 307.2		
34-1	Provide Accessible Work Surface (Exterior)	Low	\$150
	Notes: Counter is 38" high (38" max for verbal interaction, 36" max with knee space for work). Reposition as needed. Federal Guideline: 226.1, 902.2		
	Interior		
8a-1	Replace Threshold & Address Clear Door Height	Medium	\$50
	Notes: Threshold is 1". (1/4" max; 1/2" beveled) Door clear height is 79" (80" req'd). Both compliant if threshold removed. Federal Guideline: 402.5, 404.2.3		
	Replace Door Hardware	Low	\$300
	Notes: Hardware requires grasping and twisting. Federal Guideline: 309.4, 402.2.7		
11-1	Replace Stair	Medium	\$1,500
	Notes: No handrails provided. Both sides required. Risers are 7 1/2" ht (7" max). Consider providing ramp for access to viewing area/announcer stand. Federal Guideline: 505.3		

Item #	Description	Priority	Estimated Cost
18-1	<i>Reposition Light Switch and Provide Alternate Outlet Access</i>	Low	\$220
1st floor	Notes: Electrical switch is at 52" ht (48" max). Outlets are at 14" ht. Provide mounted power strip within reach range. Federal Guideline: 205.1, 308.2-3		
	<i>Reposition Coat Hooks</i>	Low	\$50
	Notes: Mounted at 61" (48" max.) Federal Guideline: 309.4, 402.2.7		
	<i>Provide Accessible Work Surface (Interior)</i>	Low	\$150
	Notes: Counter is 38" high (38" max for verbal interaction, 36" max with knee space for work). Reposition as needed. Federal Guideline: 226.1, 902.2		
18-2	<i>Reposition Light Switch and Provide Alternate Outlet Access</i>	Low	\$220
2nd floor	Notes: Electrical switch is at 51 1/2" ht (48" max). Outlets are at 14" ht. Provide mounted power strip within reach range. Federal Guideline: 205.1, 308.2-3		
	<i>Provide Accessible Work Surface (Interior)</i>	Low	\$150
	Notes: Counter is 38" high (36" max with knee space for work). Reposition as needed. Federal Guideline: 226.1, 902.2		
	Arena 5 Subtotal	\$8,540	

Item #	Description	Priority	Estimated Cost
Baker Arena Area			
Item #	Description	Priority	Estimated Cost
	Exterior		
	<i>Provide Accessible Route</i>	High	\$3,500
	Notes: None provided from parking to building, restrooms, and grandstands (gravel and sand). Provide accessible route connecting all elements. Eliminate 5" step up to grandstand area. Cost given for asphalt path. Federal Guideline: 206.2.2, 403		
21-1	<i>Provide Accessible Seating</i>	Low	\$1,250
	Notes: Total Seating approximately 2000. 16 wheelchair spaces required. Provide level 36x48 space with forward approach for each space and include companion seat. Federal Guideline: 221.1, 802.1		
	<i>Provide Accessible Aisle Seating</i>	Low	\$900
	Notes: None provided. Designate seats equal to 5% of total aisle seats provided and connect to nearest accessible route. Federal Guideline: 221.1, 802.1		
	<i>Provide Assistive Listening Devices and Signage</i>	Medium	\$800
	Notes: Audio amplification system provided. Per table 219.3, 10 receivers are required. 3 must be hearing-aid compatible. No signage is provided indicating availability of system. Federal Guideline: 219.2-219.3, 216.10, 703.7.2.4, 706.1		
	Interior		
	Judges Building		
8a-1	<i>Replace Door Hardware</i>	Low	\$300
	Notes: Hardware requires grasping and twisting. Federal Guideline: 309.4, 402.2.7		
	<i>Replace Threshold</i>	Medium	\$175
	Notes: Threshold is 1". (1/4" max; 1/2" beveled) Federal Guideline: 402.5, 404.2.3		
	<i>Provide Concrete Pad as Exterior Maneuvering Space at Door</i>	Low	\$200
	Notes: Gravel surface provided. (18" parallel and 60" perpendicular to door req'd) Federal Guideline: 404.2.4		
11-1	<i>Replace Stair</i>	Medium	\$1,500
	Notes: No handrails provided. Both sides required. Risers are variable at 6-9" ht (7" max, uniform). Federal Guideline: 505.3		
18-1	<i>Reposition Light Switch and Provide Alternate Outlet Access</i>	Low	\$220
	Notes: Electrical switch is at 58" ht (48" max). Outlets are at 14" ht. Provide mounted power strip within reach range. Federal Guideline: 205.1, 308.2-3		

Item #	Description	Priority	Estimated Cost
	<i>Reconfigure Furniture</i>	Low	\$0
	Notes: Furniture obstructs req'd 60" dia turning space and clear space at outlets. Federal Guideline: 304.3, 306, 308.2-3		
	<i>Reposition Protruding Objects</i>	Medium	\$50
	Notes: Object protrudes 17" at 30" ht (4" max between 27" and 80" ht). Federal Guideline: 307.2		
34-1	<i>Provide Accessible Work Surface (Interior)</i>	Low	\$150
	Notes: Counter is 38" high (38" max for verbal interaction, 36" max with knee space for work). Reposition as needed. Federal Guideline: 226.1, 902.2		
	<i>Women's Restrooms/Shower</i>		
15-1	<i>Provide Wall Signage</i>	Medium	\$100
	Notes: None provided. Pictogram, ISA, Braille, and Raised Text signage required on latch side of door. Federal Guideline: 703.6, 216.8		
8a-2	<i>Replace Door Hardware</i>	Low	\$300
Ext	Notes: Hardware requires grasping and twisting. Federal Guideline: 309.4, 402.2.7		
8b-1	<i>Replace Door Hardware</i>	Low	\$300
Int	Notes: Hardware requires grasping and twisting. Federal Guideline: 309.4, 402.2.7		
15-1	<i>Insulate water lines</i>	Medium	\$100
	Notes: Supply lines, valves, and exposed drain pipes are not insulated to protect against contact. Federal Guideline: 606.5		
	<i>Reposition Mirror</i>	Low	\$50
	Notes: Bottom edge of reflecting surface is at 45" ht. (40" max.) Federal Guideline: 603.3		
	<i>Reposition Dispensers</i>	Low	\$50
	Notes: 55" to operable parts (15"-48" max). Federal Guideline: 308, 604.7		
	<i>Provide Occupancy Sensor</i>	Low	\$220
	Notes: Electrical switch is at 48" ht but requires reach over counter (44" max). Federal Guideline: 205.1, 308.2-3		
	<i>Wheelchair Accessible Stall</i>		
	<i>Provide Accessible Stall</i>	Medium	\$1,270
	Notes: No handles provided on stall door and not self-closing. Stall width is 47" (60" min). Toe clearance is not provided at side of partition. Federal Guideline: 213.3, 604.8, 404.2.7, 309.4		

Item #	Description	Priority	Estimated Cost
	<i>Reposition Toilet</i>	Low	\$765
	Notes: Located 24" from side wall (16"-18" max.) Federal Guideline: 604.2		
	<i>Reposition Toilet Paper Dispenser</i>	Low	\$50
	Notes: Dispenser mounted 3" in front of toilet (7"-9" to centerline req'd). Federal Guideline: 604.7		
	<i>Reposition Grab Bars</i>	Low	\$1,000
	Notes: Side grab bar extends 48" from rear wall (54" min req'd). Rear grab bar is located centered relative to centerline of toilet (12"/24" req'd). Federal Guideline: 604.5, 609.3-4		
	Ambulatory Stall		
	<i>Replace Stall Door Hardware</i>	Low	\$150
	Notes: No handles provided on stall door and not self-closing. Federal Guideline: 213.3, 604.8, 404.2.7, 309.4		
	<i>Reposition Toilet</i>	Low	\$765
	Notes: Located 15"/21" from side wall (17"-19" max.) Federal Guideline: 604.2		
	<i>Provide Grab Bars</i>	Medium	\$1,000
	Notes: None Provided. One each side req'd. Federal Guideline: 604.5, 609.3-4		
	Showers		
17-1	<i>Provide Removable Shower Head with Flexible Hose, Seat, and Grab Bars</i>	Medium	\$1,950
	Notes: Fixed head provided at 71". No grab bars provided. Seat does not meet dimensional requirements. Federal Guideline: 604.5, 609.3-4		
	Men's Restrooms/showers		
15-2	<i>Provide Wall Signage</i>	Medium	\$100
	Notes: None provided. Pictogram, ISA, Braille, and Raised Text signage required on latch side of door. Federal Guideline: 703.6, 216.8		
8a-3	<i>Replace Door Hardware</i>	Low	\$300
Ext	Notes: Hardware requires grasping and twisting. Federal Guideline: 309.4, 402.2.7		
8b-1	<i>Replace Door Hardware</i>	Low	\$300
Int	Notes: Hardware requires grasping and twisting. Federal Guideline: 309.4, 402.2.7		
15-2	<i>Insulate water lines</i>	Medium	\$100
	Notes: Supply lines, valves, and exposed drain pipes are not insulated to protect against contact. Federal Guideline: 606.5		

Item #	Description	Priority	Estimated Cost
	<i>Reposition Mirror</i>	Low	\$50
	Notes: Bottom edge of reflecting surface is at 52" ht. (40" max.) Federal Guideline: 603.3		
	<i>Reposition Dispensers</i>	Low	\$50
	Notes: 54" to operable parts (15"-48" max). Federal Guideline: 308, 604.7		
	<i>Wheelchair Accessible Stall</i>		
	<i>Provide Accessible Stall</i>	Medium	\$1,270
	Notes: No handles provided on stall door and not self-closing. Stall width is 47" (60" min). Toe clearance is not provided at front or side of partition. Federal Guideline: 213.3, 604.8, 404.2.7, 309.4		
	<i>Reposition Toilet</i>	Low	\$765
	Notes: Located 24" from side wall (16"-18" max.) Federal Guideline: 604.2		
	<i>Reposition Grab Bars</i>	Low	\$1,000
	Notes: Side grab bar extends 46" from rear wall (54" min req'd). Rear grab bar is located 19"/18" relative to centerline of toilet (12"/24" req'd). Federal Guideline: 604.5, 609.3-4		
	<i>Ambulatory Stall</i>		
	<i>Reconfigure Partition and Replace Door Hardware</i>	Low	\$1,270
	Notes: No handles provided on stall door and not self-closing. Stall depth is 56". Federal Guideline: 213.3, 604.8, 404.2.7, 309.4		
	<i>Reposition Toilet</i>	Low	\$765
	Notes: Located 16"/20" from side wall (17"-19" max.) Federal Guideline: 604.2		
	<i>Provide Grab Bars</i>	Medium	\$1,000
	Notes: None Provided. One each side req'd. Federal Guideline: 604.5, 609.3-4		
	<i>Showers</i>		
17-2	<i>Provide Removable Shower Head with Flexible Hose, Seat, and Grab Bars</i>	Medium	\$1,950
	Notes: Fixed head provided at 71". No grab bars provided. Seat does not meet dimensional requirements. Federal Guideline: 604.5, 609.3-4		
	Baker Arena Subtotal	\$26,035	

Item #	Description	Priority	Estimated Cost
Dressage Areas (1-4)			
Item #	Description	Priority	Estimated Cost
	Exterior		
	<i>Provide Accessible Route</i>	High	\$6,500
	Notes: None provided from parking to building, all 4 dressage areas and grandstands(gravel). Provide accessible route connecting all elements. Eliminate 5" step up to grandstand area. Cost given for asphalt path. Federal Guideline: 206.2.2, 403		
21-1	<i>Provide Accessible Seating</i>	Medium	\$400
	Notes: Total Seating approximately 250. 5 wheelchair spaces required. Provide level 36x48 space with forward approach for each space and include companion seat. Federal Guideline: 221.1, 802.1		
	<i>Provide Accessible Aisle Seating</i>	Low	\$900
	Notes: None provided. Designate seats equal to 5% of total aisle seats provided and connect to nearest accessible route. Federal Guideline: 221.1, 802.1		
	<i>Provide Assistive Listening Devices and Signage</i>	Medium	\$800
	Notes: Audio amplification system provided. Per table 219.3, 10 receivers are required. 3 must be hearing-aid compatible. No signage is provided indicating availability of system. Federal Guideline: 219.2-219.3, 216.10, 703.7.2.4, 706.1		
	Interior		
8a-1	<i>Replace Door Hardware</i>	Low	\$300
	Notes: Hardware requires grasping and twisting. Federal Guideline: 309.4, 402.2.7		
	<i>Provide Concrete Pad as Exterior Maneuvering Space at Door</i>	Low	\$200
	Notes: Gravel surface provided. (18" parallel and 60" perpendicular to door req'd) Federal Guideline: 404.2.4		
18-1	<i>Reconfigure Furniture</i>	Low	\$0
	Notes: Furniture obstructs req'd 60" dia turning space and clear space at outlets. Federal Guideline: 304.3, 306, 308.2-3		
	Dressage Areas 1-4 Subtotal	\$9,100	

Item #	Description	Priority	Estimated Cost
Stadium Areas (1,2)			
Item #	Description	Priority	Estimated Cost
	Exterior		
	<i>Provide Accessible Parking Space at each area</i>	High	\$ 3,000
	Notes: Pave accessible stall and access aisle. Clearly mark aisle. Provide accessible parking signage, including van tag at appropriate space. Connect to accessible route. Federal Guideline: 208.2, 208.3		
	<i>Provide Accessible Route</i>	High	\$3,500
	Notes: None provided from parking to building and to both Stadium areas. Provide accessible route connecting all elements. Cost given for asphalt path. Federal Guideline: 206.2.2, 403		
36-1,2	<i>Provide Accessible Route to Shelter</i>	Low	Included Above
	Notes: Eagle Scout Shelter has concrete floor. Connect this shelter to main accessible route. Adjacent shelter has pea gravel floor. Federal Guideline: 205.1, 308.2-3		
	Interior		
8a-1	<i>Replace Door & Repair Slab</i>	Medium	\$3,000
	Notes: Door clear width is 29 1/2" (32" min req'd). Exterior gap near door is 1 3/4" wide (1/2" max horiz displacements). Federal Guideline: 404.2.3		
	<i>Replace Door Hardware</i>	Low	\$300
	Notes: Hardware requires grasping and twisting. Federal Guideline: 309.4, 402.2.7		
11-1	<i>Provide Stair Handrails</i>	Medium	\$500
	Notes: None Provided. Both sides required. Consider providing ramp for access to viewing area/announcer stand. Federal Guideline: 505.3		
18-1	<i>Reposition Light Switch</i>	Low	\$220
	Notes: Electrical switch is at 52" ht (48" max). Federal Guideline: 205.1, 308.2-3		
	Stadium Areas 1-2 Subtotal	\$7,520	

Item #	Description	Priority	Estimated Cost
General Site			
Item #	Description	Priority	Estimated Cost
	Parking		
	<i>Due to the nature of the Park's use, most general parking is not permanently designated and frequently occurs on lawn. During large events, consider making any paved lots accessible parking only with temporary signage and allowing for access aisles. Consider designating accessible parking areas near high-use areas on a permanent basis.</i>		
	General Site Circulation		
	<i>Provide Accessible Route between all areas of activity</i>	N/A	N/A
	Notes: Majority of surfaces are gravel or grass. Roadways are frequently used as pedestrian routes during events. Federal Guideline: 206.2.2, 403.2		
	Horseshoe Pits - North of Horse Park		
24-1	<i>Provide Accessible Route To Horseshoe Pits</i>	Medium	\$1,200
	Notes: One end of pits is connected to adjacent parking area. Provide accessible route to other side of pits. Federal Guideline: 206.2.12		
	Ball field- North of Horse Park		
24-2	<i>Provide Accessible Route and Player Seating</i>	Medium	\$3,000
	Notes: Route to dugouts is grass. No wheelchair spaces are provided in player seating area (sand). Federal Guideline: 206.2.12		
	Site Furnishings		
	<i>At least 20% of each item below are required to be accessible, including connection to accessible route. Most furnishings are moveable and located throughout the Park.</i>		
	<i>Provide Picnic Tables on Accessible Route</i>	High	\$2,500
	Notes: Tables present on grounds have compliant dimensions. Locate portion of picnic tables on an accessible route and provide firm, stable and slip resistant clear space around tables. Quantity could not be confirmed. Federal Guideline: 206.2.2, 403, 1011.2, 902, 306.3		
	<i>Provide Accessible Grills</i>	Low	\$800
	Notes: Provided grills do not meet dimensional requirements and frequently lack connection to accessible route or adjacent clear space (level, 30"x48"). At least 20% are required to be accessible, including connection to accessible route. 3 provided; 1 Required. Federal Guideline: 903.2-903.5, 1011.2		

Item #	Description	Priority	Estimated Cost
	<i>Provide Accessible Benches</i>	Low	\$2,000
	Notes: Provided benches do not have compliant dimensions, connection to accessible route or adjacent clear space (level, 30"x48"). At least 20% are required to be accessible, including connection to accessible route. Federal Guideline: 903.2-903.5, 1011.2		
	General Site Subtotal	\$9,500	
	Facility Total:		\$287,130

General Notes: 1. For door closer adjustments, cost shown is to replace in case adjustment cannot alleviate the compliance issue (typical). 2. Storage sheds and other maintenance areas were not included in this evaluation. 3. While overhead doors should not be part of an accessible route, these areas are being considered as they are the main means of access during the majority of facility events. It is assumed that the actual operation of the doors will be by Parks and/or event staff. 4. Dianne's Kitchen is leased by the County to a private party. This facility was evaluated for site only as interior spaces are tenant occupied. 5. The Senior Center is leased by the County to a private party. This facility was evaluated for site only as interior spaces are tenant occupied.

Johnson County Park - Parks Department Office

Exterior			
Item #	Description	Priority	Estimated Cost
	Parking Lot		
1-1	8 spaces provided. 1 van space required.		
	Modify Existing Van Accessible Space	High	\$300
	Notes: Remark 11' accessible stall and 5' access aisle. Provide accessible parking signage, including van tag. Federal Guideline: 208.2, 208.3		
	Accessible Routes		
5-1	Replace Ramps. Provide Slip-resistant Surface and Edge Protection.	Medium	\$4,500
	Notes: No edge protection is provided. Handrails exceeds allowable perimeter, are not provided on both sides along building, and do not extend beyond top and bottom of ramp (12" req'd). No return to wall or landing is provided at top or bottom. Wood may present slip hazard when wet. Coke Machine blocks req'd depth at intermediate landing. Running slopes range from 8% to 17%. Federal Guideline: 303, 405.2, 405.7.3, 405.9, 505		
6-1	Replace Handrails at Stairs	Medium	\$1,750
	Notes: Handrails exceeds allowable perimeter and do not extend beyond top and bottom of ramp (12" req'd). No return to wall or landing is provided at top or bottom. Federal Guideline: 303, 405.2, 405.7.3, 405.9, 505		
	Shelter		
	Provide Accessible Route to Shelters	High	\$1,800
	Notes: None provided (gravel and grass). Provide accessible route from nearest parking. Two steps access gazebo. Provide req'd handrails. Federal Guideline: 206.2.2, 403		
	Provide Alternate Outlet Access	Low	\$220
	Notes: Outlet mounted at 9" ht (15"-48" req'd). Federal Guideline: 205.1, 308.2-3		
	Provide Accessible Route to Grill	Low	\$500
	Notes: Provided grill lacks connection to accessible route or adjacent clear space (level, 30"x48"). At least 20% are required to be accessible, including connection to accessible route. 1 provided; 1 Required. Federal Guideline: 903.2-903.5, 1011.2		
	Provide Accessible Route to Trash Receptacles	Low	\$200
	Notes: Provided receptacle lacks connection to accessible route or adjacent clear space (level, 30"x48"). At least 20% are required to be accessible, including connection to accessible route.		

Item #	Description	Priority	Estimated Cost
	Federal Guideline: 903.2-903.5, 1011.2		

Item #	Description	Priority	Estimated Cost
Interior			
	Exterior Entrances		
	<i>Provide access to a minimum of 60% of all public entrances</i>		See Below
	Notes: 2 public entrances provided. 2 must be accessible. Federal Guideline: 206.4, 404		
8a-1	<i>Replace Threshold</i>	Medium	\$175
East Door	Notes: Threshold is 3/4". (1/4" max; 1/2" beveled) Federal Guideline: 404.2.5		
8a-2	<i>Replace Threshold</i>	Medium	\$175
West Door	Notes: Threshold is 3/4". (1/4" max; 1/2" beveled) Federal Guideline: 404.2.5		
	Conference Room		
18-1	<i>Provide means of egress signage</i>	High	\$200
	Notes: None provided. Federal Guideline:		
	<i>Reposition Light Switch and Provide Alternate Outlet Access</i>	Low	\$220
	Notes: Electrical switch is at 55" ht (48" max). Outlets blocked by furniture. Federal Guideline: 205.1, 308.2-3		
	<i>Reposition or Protect Protruding Objects</i>	Low	\$50
	Notes: Fire extinguisher protrudes 5" at 29" ht. (4" max. between 27" and 80" high) Provide cane detectable element below or reposition. Federal Guideline: 307.2		
35-1	Kitchenette		
	<i>Provide Accessible Work Surface</i>	Low	\$600
	Notes: Work surface is 36 1/2" high (28"-34" max). No knee space provided. Federal Guideline: 306, 804.3		
	<i>Provide Accessible Sink</i>	Low	\$1,300
	Notes: Kitchen sink rim is 36 1/2" high. (34" max). No knee space is provided. Faucet controls require twisting and grasping. Federal Guideline: 212.3, 306.3, 309, 606.2		
	Main Office		
18-2	<i>Provide Wall Signage</i>	Medium	\$100
	Notes: None provided. Braille, and Raised Text signage required on latch side of door. Federal Guideline: 703.6, 216.8		
	<i>Reposition Light Switch</i>	Low	\$220
	Notes: Electrical switch is at 55" ht (48" max). Federal Guideline: 205.1, 308.2-3		

Item #	Description	Priority	Estimated Cost
	<i>Reposition or Protect Protruding Objects</i>	Low	\$50
	Notes: Info center protrudes 8" at 32" ht. (4" max. between 27" and 80" high) Provide cane detectable element below or reposition. Federal Guideline: 307.2		
	<i>Provide Accessible Service Counter or Alternate Accommodation</i>	Low	\$600
	Notes: Counter height exceeds allowable height and provides inadequate knee space (28" - 34" with knee space for work surface; 38" max verbal interaction) Federal Guideline: 226.1, 902.2		
8b-1	<i>Door To Corridor</i>		
	<i>Replace Door Hardware</i>	Low	\$300
	Notes: Hardware requires grasping and twisting. Federal Guideline: 309.4, 402.2.7		
	<i>Door To Columbus RR (Generally Locked) - Not included in evaluation</i>		
	<i>Office</i>		
18-3	<i>Provide Wall Signage</i>	Medium	\$100
	Notes: None provided. Braille, and Raised Text signage required on latch side of door. Federal Guideline: 703.6, 216.8		
	<i>Reposition Light Switch</i>	Low	\$220
	Notes: Electrical switch is at 56" ht (48" max). Mainly employee operation. Federal Guideline: 205.1, 308.2-3		
8b-2	<i>Replace Door Hardware</i>	Low	\$300
	Notes: Hardware requires grasping and twisting. Federal Guideline: 309.4, 402.2.7		
	<i>Restrooms, General</i>		
	<i>Provide Accessible Restroom: Overall dimensions of all 3 restrooms are inadequate for conversion to accessible restrooms. Recommend investigating possible conversion of one restroom in order to provide adequate maneuvering clearances. Cost indicated for renovation of one restroom and signage indicating location of accessible restroom at remaining locations. Itemized list for each restroom provided for reference only.</i>	High	\$12,000
	<i>Women's Restroom</i>		
16-1	<i>Provide Wall Signage</i>	Medium	See Above
	Notes: None provided. Pictogram, ISA, Braille, and Raised Text signage required on latch side of door. Federal Guideline: 703.6, 216.8		

Item #	Description	Priority	Estimated Cost
	<i>Replace Door Signage</i>	Low	See Above
	Notes: Visual only provided. Provide sign with pictogram and raised text. Federal Guideline: 703.6, 216.8		
	<i>General Layout</i>	High	See Above
	Notes: Door swings into restroom, blocking req'd clear space outside of door swing. 60" dia turning space required is not provided. Sink obstructs req'd 60" width at toilet.		
	Federal Guideline: 302.4, 306.3, 606.2, 604.3, 603.2.3		
	<i>Insulate water lines</i>	Medium	See Above
	Notes: Supply lines, valves, and exposed drain pipes are not insulated to protect against contact. Federal Guideline: 606.5		
	<i>Replace Faucet Controls</i>	Medium	See Above
	Notes: Controls requires twisting and grasping. Federal Guideline: 309, 606.4		
	<i>Reposition Towel Dispenser</i>	Medium	See Above
	Notes: Towel dispenser is 65" high (48" max) Federal Guideline: 308, 604.7		
	<i>Provide Occupancy Sensor and Alternate Outlet Access</i>	Medium	See Above
	Notes: Electrical switch is at 55" ht (48" max). Outlets are at 50" ht. Provide mounted power strip within reach range. Federal Guideline: 205.1, 308.2-3		
	<i>Provide Grab Bars</i>	High	See Above
	Notes: None provided. Side and rear required. Federal Guideline: 604.5		
8b-3	<i>Replace Door Hardware</i>	Low	See Above
	Notes: Hardware requires grasping and twisting. Federal Guideline: 309.4, 402.2.7		
	<i>Men's Restroom</i>		
16-2	<i>Provide Wall Signage</i>	Medium	See Above
	Notes: None provided. Pictogram, ISA, Braille, and Raised Text signage required on latch side of door. Federal Guideline: 703.6, 216.8		
	<i>Replace Door Signage</i>	Low	See Above
	Notes: Visual only provided. Provide sign with pictogram and raised text. Federal Guideline: 703.6, 216.8		
	<i>General Layout</i>	High	See Above
	Notes: Door swings into restroom, blocking req'd clear space outside of door swing. 60" dia turning space required is not provided. Sink obstructs req'd 60" width at toilet.		
	Federal Guideline: 302.4, 306.3, 606.2, 604.3, 603.2.3		

Item #	Description	Priority	Estimated Cost
	<i>Insulate water lines</i>	Medium	See Above
	Notes: Supply lines, valves, and exposed drain pipes are not insulated to protect against contact. Federal Guideline: 606.5		
	<i>Replace Faucet Controls</i>	Medium	See Above
	Notes: Controls requires twisting and grasping. Federal Guideline: 309, 606.4		
	<i>Reposition Towel Dispenser</i>	Medium	See Above
	Notes: Towel dispenser is 65" high (48" max) Federal Guideline: 308, 604.7		
	<i>Provide Occupancy Sensor and Alternate Outlet Access</i>	Medium	See Above
	Notes: Electrical switch is at 55" ht (48" max). Outlets are at 50" ht. Provide mounted power strip within reach range. Federal Guideline: 205.1, 308.2-3		
	<i>Provide Grab Bars</i>	High	See Above
	Notes: None provided. Side and rear required. Federal Guideline: 604.5		
8b-4	<i>Replace Door Hardware</i>	Low	See Above
	Notes: Hardware requires grasping and twisting. Federal Guideline: 309.4, 402.2.7		
	Unisex Restroom		
16-3	<i>Provide Wall Signage</i>	Medium	See Above
	Notes: None provided. Pictogram, ISA, Braille, and Raised Text signage required on latch side of door. Federal Guideline: 703.6, 216.8		
	<i>General Layout</i>	High	See Above
	Notes: Door swings into restroom, blocking req'd clear space outside of door swing. 60" dia turning space required is not provided. Sink obstructs req'd 60" width at toilet. Overall room dimension does not allow for adequate stall width and depth at toilet. Federal Guideline: 302.4, 306.3, 606.2, 604.3, 603.2.3		
	<i>Replace Lavatory</i>	Low	See Above
	Notes: Knee space is obstructed by cabinet. Sink is 36" ht (34" max). Insulate waterlines when replacing. Federal Guideline: 606.2, 306.3		
	<i>Reposition Towel Dispenser</i>	Medium	See Above
	Notes: Towel dispenser is 59" high (48" max) Federal Guideline: 308, 604.7		
	<i>Provide Occupancy Sensor</i>	Medium	See Above
	Notes: Electrical switch is at 55" ht (48" max). Federal Guideline: 205.1, 308.2-3		
	<i>Reposition Toilet Paper Dispenser</i>	Low	See Above
	Notes: Dispenser mounted in line with front of toilet (7"-9" to centerline req'd). Federal Guideline: 604.7		

Item #	Description	Priority	Estimated Cost
	<i>Replace Toilet Seat</i>	Medium	See Above
	Notes: Toilet seat is 16" high (17"-19" req'd) Federal Guideline: 604.4		
	<i>Provide Grab Bars</i>	High	See Above
	Notes: None provided. Side and rear required. Federal Guideline: 604.5		
8b-5	<i>Replace Door Hardware</i>	Low	See Above
	Notes: Hardware requires grasping and twisting. Federal Guideline: 309.4, 402.2.7		
	<i>Modify Threshold and Replace Door</i>	Medium	See Above
	Notes: Floor is ramped in hallway to meet door. Slopes at 5.2% over approx. 1'. Door is 30" clear width (32" min. req'd). Reverse swing to eliminate interior clearance issues. Swing side clearance is obstructed by wall at 3" (18" parallel req'd). Federal Guideline: 404.2.5, 404.2.3		
	Facility Total:		\$25,880

General Notes: 1. For door closer adjustments, cost shown is to replace in case adjustment cannot alleviate the compliance issue (typical).

Independence Park

Exterior			
Item #	Description	Priority	Estimated Cost
1-1	Parking Lot		
	15 marked spaces provided, including 4 designated as accessible. 1 van space required.		
	Mill and Overlay Access Aisle and Van Accessible Space. Provide Signage.	Low	\$750
	Notes: Slope exceeds 2% max. (2.3%) No signage is provided. Federal Guideline: 208.2, 208.3		
	Accessible Routes		
	Modify Wood Ramp and Handrails	Low	\$2,500
	Notes: Wood ramp may be slippery when wet. Consider applying slip resistant coating. Handrails do not extend beyond ramp top and bottom. Federal Guideline: 505.10.1		
	Replace Walk Near Main Building	Low	\$100
	Notes: 1 location identified with running slope of 9%. (5% max) Federal Guideline: 403.3		
	Replace Portions of Trail Exceeding 5% Running Slope	Low	\$2,500
	Notes: Portions of trail range from 5.2% to 13%. Federal Guideline: 206.2.2, 403.3		
	Provide Accessible Route to Flag Pole/Memorial Area	N/A	N/A
	Notes: If this area is intended for access, provide walks. Federal Guideline: 206.2.2, 403		
	Provide Accessible Route to Case Shelter	Low	\$350
	Notes: Shelter requires step up from adjacent walk. Consider replacing with sloped walk. Federal Guideline: 206.2.2, 403.4		
21-1	Provide Accessible Seating at Basketball Court Bleachers	Low	\$600
	Notes: Total Seating approximately 42. No wheelchair spaces provided; 2 required. Provide level 36x48 space with forward approach for each space and include companion seat. Federal Guideline: 221.1, 802.1		
22-1	Provide Accessible Route to Site Furnishings	Low	\$500
	Notes: At least 20% are required to be accessible, including connection to accessible route. (grill at REMC Shelter) Federal Guideline: 206.2.2, 403, 1011.2, 902, 306.3		
25-1	Eliminate Surface Level Change	Low	\$100
	Notes: 1 location identified with surface level change over 1/2" at playground. One change located at intersection of asphalt and concrete between main building and shelters. Federal Guideline: 1008.2, 403.4, 303		

Item #	Description	Priority	Estimated Cost
Interior			
Item #	Description	Priority	Estimated Cost
	Women's Restroom		
15-1	<i>Provide Wall Signage</i>	Low	\$100
	Notes: None Provided. Federal Guideline: 703.2-4		
	<i>Insulate Water Lines</i>	Medium	\$100
	Notes: Supply lines, valves, and exposed drain pipes are not insulated to protect against contact. Federal Guideline: 606.5		
	<i>Replace Toilet Seat</i>	Low	\$50
	Notes: Seat height is 16" (17"-19" req'd). Federal Guideline: 604.4		
	<i>Reposition Toilet Paper Dispenser</i>	Low	\$50
	Notes: Dispenser mounted 3" in front of toilet (7"-9" to centerline req'd). Federal Guideline: 604.7		
	<i>Provide Grab Bars</i>	High	\$1,000
	Notes: None Provided Federal Guideline: 604.5.2, 609.4		
	Men's Restroom		
15-1	<i>Provide Wall Signage</i>	Low	\$100
	Notes: None Provided. Federal Guideline: 703.2-4		
	<i>Insulate Water Lines</i>	Medium	\$100
	Notes: Supply lines, valves, and exposed drain pipes are not insulated to protect against contact. Federal Guideline: 606.5		
	<i>Replace Toilet Seat</i>	Low	\$50
	Notes: Seat height is 16" (17"-19" req'd). Federal Guideline: 604.4		
	<i>Reposition Toilet Paper Dispenser</i>	Low	\$50
	Notes: Dispenser mounted 3" in front of toilet (7"-9" to centerline req'd). Federal Guideline: 604.7		
	<i>Provide Grab Bars</i>	High	\$1,000
	Notes: None Provided Federal Guideline: 604.5.2, 609.4		
	Facility Total:		\$10,000

Juvenile Court/Probation/Detention Center

Exterior			
Item #	Description	Priority	Estimated Cost
	Parking Lot		
1-1	<i>Parking lot is shared with Jail facility. 155 total spaces provided, including 4 designated as accessible. 1 van space and 3 accessible spaces required.</i>		
	<i>Modify Signage</i>	Low	\$300
	Notes: Provide van accessible tag at 1 van accessible space. Relocate all signs to required min. 60" height. Federal Guideline: 208.2, 208.3		
	Accessible Route		
2-1	<i>Replace Curb Ramp at spaces nearest Juvenile entrance</i>	Medium	\$1,500
	Notes: Ramp exceeds running slope, landing slope, and flare slope. Vertical changes exceed allowable dimensions. Federal Guideline: 406.1, 406.4		
4-1	<i>Replace Sidewalk from Parking</i>	Low	\$800
	Notes: Portions of sidewalk exceed allowable running slope (5% max). Federal Guideline: 403.3		
4-2	<i>Replace Sidewalk</i>	Low	\$1,200
	Notes: Portions of sidewalk exceed allowable running slope (5% max). No level exterior landing is provided at front entry (60" min.) Federal Guideline: 403.3		
	<i>Modify Trench Drain</i>	Low	\$750
	Notes: Replace grate on trench drain where it crosses accessible route. Grate openings exceed 1/2" max. Federal Guideline: 403.3		
Interior			
First Floor			
Item #	Description	Priority	Estimated Cost
General	<i>Outlets throughout the facility meet reach ranges but do not provide adjacent floor space due to location of moveable furniture. Where public use of these outlets may occur, relocate furniture to allow for required 30x48" clear space.</i>	N/A	N/A
7-1	<i>Provide Paper Cup Dispenser</i>	Medium	\$50
	Notes: "Hi-lo" fountain is not provided. Fountain provided does not meet dimensional requirements for wheelchair users or standing persons. Federal Guideline: 211		
	Main Entrance		
	<i>Provide means of egress signage</i>	High	\$100
	Notes: None provided. Federal Guideline:		

Item #	Description	Priority	Estimated Cost
	<i>Provide Kick Plate</i>	Low	\$110
	Notes: 7" to glazing (10" min. smooth req'd) Federal Guideline: 404.2.10		
	<i>Interior Lobby Entrance Door</i>		
	<i>Provide Kick Plate</i>	Low	\$110
	Notes: 6" to glazing (10" min. smooth req'd) Federal Guideline: 404.2.10		
	<i>Lobby to Probation Area</i>		
8b-16	<i>Relocate Wall Signage</i>	Low	\$100
	Notes: Signage provided is mounted too high. Federal Guideline: 407.4.3, 703.3-4		
	<i>Replace Door Hardware</i>	Low	\$300
	Notes: Hardware requires twisting and grasping. Federal Guideline: 309.4, 402.2.7		
	<i>Adjust Door Closer¹</i>	High	\$450
	Notes: Operating effort is 10 lb (5 lb max for interior doors). Federal Guideline: 404.2.9		
8b-17	<i>Provide Wall Signage</i>	Low	\$100
	Notes: None Provided Federal Guideline: 407.4.3, 703.3-4		
	<i>Replace Door Hardware</i>	Low	\$300
	Notes: Hardware requires twisting and grasping. Federal Guideline: 309.4, 402.2.7		
	<i>Adjust Door Closer¹</i>	High	\$450
	Notes: Closing speed is less than 5 sec. min. Operating effort is 11 lb (5 lb max for interior doors). Federal Guideline: 404.2.9		
	<i>Public Pay Phone</i>	Low	\$0
	Notes: Maneuvering space blocked by moveable chairs. Phone also protrudes 12" at 30" height. Phone is not operational. Considering removing. Federal Guideline: 205.1		
	<i>Provide Accessible Service Counter or Alternate Accommodation</i>	Low	\$600
	Notes: Counter height at service window exceeds allowable height and provides no knee space (28" - 34" with knee space for work surface; 38" max verbal interaction) Federal Guideline: 226.1, 902.2		
	<i>Probation Corridor</i>		
8b-18	<i>Provide Wall Signage</i>	Low	\$100
	Notes: None Provided Federal Guideline: 407.4.3, 703.3-4		

Item #	Description	Priority	Estimated Cost
	<i>Adjust Door Closer¹</i>	High	\$450
	Notes: Closing speed is less than 5 sec. min. Operating effort is 12 lb (5 lb max for interior doors). Federal Guideline: 404.2.9		
	<i>Modify Glazing</i>	Low	\$400
	Notes: Glazing panel located at 44" above finish floor. (43" max.) Federal Guideline: 404.2.11		
	Probation Conference Room		
	<i>Note: 7 probation offices were evaluated with varying levels of compliance. Conference room provides alternate accommodation as no special use occurs within individual offices that cannot be provided in the conference room. Therefore, modifications to these spaces were not recommended and findings are not included within this report.</i>		
8b-19	<i>Provide Wall Signage</i>	Low	\$100
East Door	Notes: None Provided Federal Guideline: 407.4.3, 703.3-4		
	<i>Replace Door Hardware</i>	Low	\$300
	Notes: Hardware requires twisting and grasping. Federal Guideline: 309.4, 402.2.7		
	<i>Adjust Door Closer¹</i>	High	\$450
	Notes: Closing speed is less than 5 sec. min. Operating effort is 11 lb (5 lb max for interior doors). Federal Guideline: 404.2.9		
	<i>Modify Glazing</i>	Low	\$400
	Notes: Glazing panel located at 44" above finish floor. (43" max.) Federal Guideline: 404.2.11		
8b-20	<i>Replace Wall Signage</i>	Low	\$100
West Door	Notes: Braille is not provided. Federal Guideline: 407.4.3, 703.3-4		
	<i>Replace Door Hardware</i>	Low	\$300
	Notes: Hardware requires twisting and grasping. Federal Guideline: 309.4, 402.2.7		
	<i>Adjust Door Closer¹</i>	High	\$450
	Notes: Closing speed is less than 5 sec. min. Operating effort is 11 lb (5 lb max for interior doors). Federal Guideline: 404.2.9		

Item #	Description	Priority	Estimated Cost
	<i>Modify Glazing</i>	Low	\$400
	Notes: Glazing panel located at 44" above finish floor. (43" max.) Federal Guideline: 404.2.11		
	<i>Probation Testing Room</i>		
	<i>Provide Accessible Testing Station (Recommended)</i>	N/A	N/A
	Notes: Clear knee space is insufficient at testing station table. Though not built-in, recommend providing station meeting height and clear space requirements. Federal Guideline: 308.2		
8b-21	<i>Provide Wall Signage</i>	Low	\$100
	Notes: None Provided Federal Guideline: 407.4.3, 703.3-4		
	<i>Replace Door Hardware</i>	Low	\$300
	Notes: Hardware requires twisting and grasping. Federal Guideline: 309.4, 402.2.7		
	<i>Adjust Door Closer¹</i>	Medium	\$450
	Notes: Operating effort is 11 lb (5 lb max for interior doors). Federal Guideline: 404.2.9		
	<i>Visitation Area</i>		
	<i>Provide Alternate Accommodation for Accessible Visitation use.</i>	Low	\$1,500
	Notes: Fixed picnic tables (interior and exterior) are provided for visitation use in lieu of cubicles. Tables do not provide for wheelchair access. Federal Guideline: 307.2		
	<i>Doors Into Visitation (Secure Doors, opened and closed by staff for admittance.)</i>		
8b-3, 8b-4	<i>Provide Wall Signage</i>	Low	\$200
Interior Doors	Notes: None provided. Braille, and Raised Text signage required on Federal Guideline: 407.4.3, 703.3-4		
8b-5	<i>Replace Threshold</i>	Low	\$120
Courtyard Door	Notes: 1" ht (1/4" max; 1/2" beveled req'd) Federal Guideline: 404.2.10		
	<i>Women's Restroom</i>		
15-1	<i>Insulate water lines</i>	Medium	\$100
	Notes: Supply lines, valves, and exposed drain pipes are not insulated to protect against contact. Federal Guideline: 606.5		
	<i>Replace Faucet Controls</i>	Low	\$350
	Notes: Controls requires twisting and grasping. Federal Guideline: 309, 606.4		

Item #	Description	Priority	Estimated Cost
	<i>Provide Paper Towel Dispenser</i>	Medium	\$100
	Notes: Hand dryer power button at 51" (15"-48" max). Federal Guideline: 308, 604.7		
	<i>Reposition Mirror</i>	Medium	\$50
	Notes: Bottom edge of reflecting surface is at 48" ht. (40" max.) Federal Guideline: 603.3		
	<i>Reconfigure Stall Partition</i>	Low	\$1,270
	Notes: Stall width is 41" (60" min. req'd). Federal Guideline: 604.2-604.4, 604.8		
	<i>Reposition Toilet</i>	Low	\$765
	Notes: Toilet is located 21" from centerline to sidewall (16"-18" req'd). Federal Guideline: 604.2-604.4, 604.8		
	<i>Provide and/or Reposition Grab Bars</i>	Low	\$1,000
	Notes: Rear grab bar is not provided. Side grab bar is extends 49" from rear wall (54" req'd). Federal Guideline: 604.5, 609.3-4		
	<i>Reposition Coat Hook</i>	Medium	\$50
	Notes: Located at 60" ht. (15"-48" req'd) Federal Guideline: 308, 603.4		
8b-7	<i>Adjust Door Closer¹</i>	High	\$450
	Notes: Closing speed is less than 5 sec. min. Operating effort is 8 lb (5 lb max for interior doors). Federal Guideline: 404.2.8-9		
	<i>Provide Kick Plate</i>	Low	\$110
	Notes: 8" provided. (10" min. smooth req'd) Federal Guideline: 404.2.10		
	Men's Restroom		
15-2	<i>Insulate water lines</i>	Medium	\$100
	Notes: Supply lines, valves, and exposed drain pipes are not insulated to protect against contact. Federal Guideline: 606.5		
	<i>Replace Faucet Controls</i>	Low	\$350
	Notes: Controls requires twisting and grasping. Federal Guideline: 309, 606.4		
	<i>Provide Paper Towel Dispenser</i>	Medium	\$100
	Notes: Hand dryer power button at 51" (15"-48" max). Federal Guideline: 308, 604.7		
	<i>Reposition Mirror</i>	Medium	\$50
	Notes: Bottom edge of reflecting surface is at 48" ht. (40" max.) Federal Guideline: 603.3		
	Note: Urinal is not accessible, but since only one is provided, it is not required to comply per 213.3.3		

Item #	Description	Priority	Estimated Cost
	<i>Reposition and Reconfigure Urinal Area</i>	Medium	
	Notes: Top of lip is 23" high and projects 13" from wall. (17" max. ht; 13 1/2" min. projection) Flush controls are located at 52" ht (48" max) and require 8lb pressure to operate (5lb max). Space at urinal is 27" wide (30" min req'd). Federal Guideline: 308, 309, 605.2-4		
	<i>Reconfigure Stall Partition</i>	Low	\$1,270
	Notes: Stall width is 37" (60" min. req'd). Space in front of door is 36" clear (42" min req'd at right angle to door) Federal Guideline: 604.2-604.4, 604.8		
	<i>Reposition Coat Hook</i>	Medium	\$50
	Notes: Located at 59" ht. (15"-48" req'd) Federal Guideline: 308, 603.4		
8b-8	<i>Adjust Door Closer¹</i>	High	\$450
	Notes: Closing speed is less than 5 sec. min. Operating effort is 8 lb (5 lb max for interior doors). Federal Guideline: 404.2.8-9		
	<i>Provide Kick Plate</i>	Low	\$110
	Notes: 8" provided. (10" min. smooth req'd) Federal Guideline: 404.2.10		
Second Floor			
Item #	Description	Priority	Estimated Cost
	<i>Stairways</i>		
	Note: Per 210.1, Exception 3: In alterations, stairs between levels that are connected by an accessible route shall not be required to comply with 504 except that handrails complying with 505 shall be provided when the stairs are altered.		
11-1	<i>Modify Handrails</i>	N/A	N/A
	Notes: Handrail perimeter is 9" (4"-6 1/4" max). Inadequate extensions and returns are provided (12" beyond top stair and 1 tread depth beyond bottom stair required.) Federal Guideline: 505.3, 505.7, 505.10		
	<i>Provide Stairways Signage</i>	Medium	\$200
	Notes: None Provided. Raised text/Braille indicating floor level required at each landing. Federal Guideline: 216.3-4, 703.2, 703.4		
	<i>Elevator</i>		
	Note: While the elevator does not meet standards, in general the elevator has proved usable by wheelchair users in the past.		
14-1	<i>Provide greater elevator car dimensions</i>	Low	TBD
	Notes: Car width is 64". (80" min. for center door) Car depth is 50" (51" to return, 54" to inside face of door req'd for center door) Door width is 34" (42" min. for center door) Federal Guideline: 407.4.1		

Item #	Description	Priority	Estimated Cost
	<i>Provide Emergency Stop button</i>	Low	TBD
	Notes: None provided. Federal Guideline: 407.4.7		
	<i>Modify Emergency Two-Way Communication System</i>	Medium	\$500
	Notes: No raised symbols or Braille message provided for phone/handset. Door compartment does not provide lever type hardware. Voice is required to use system. No audible or visual signals were apparent to indicate assistance coming. Federal Guideline: 404.4.7, 407.4.9, 309, 708.1-2		
	<i>Provide Audible Warnings and Hallway Signals</i>	Medium	\$700
	Notes: Audible or visual warning devices are not provided for up and down directions in hallway. Federal Guideline: 407.2.2.3, 407.4.8		
	<i>Adjust Optical Sensor</i>	Medium	\$0
	Notes: Door opening sensor does not hold doors open when activated unless continuously in doorway (20 sec. min). Federal Guideline: 407.3.3		
	Corridors and Lobby Area		
	<i>Provide Accessible Service Counter or Alternate Accommodation</i>	Low	\$600
	Notes: Counter height at service desk exceeds allowable height and provides no knee space (28" - 34" with knee space for work surface; 38" max verbal interaction) Federal Guideline: 226.1, 902.2		
8b-9	<i>Replace Door Hardware</i>	Low	\$300
	Notes: Hardware requires twisting and grasping. Federal Guideline: 309.4, 402.2.7		
	<i>Adjust Door Closer²</i>	High	\$450
	Notes: Closing speed is less than 5 sec. min. Operating effort is 12 lb (5 lb max for interior doors). Federal Guideline: 404.2.8-9		
	Courtroom 1		
	<i>Provide Accessible Aisle Seating in Assembly Area</i>	Low	\$110
	Notes: None provided. 2 total aisle seats provided in gallery requiring minimum of 1 aisle seat to be designated accessible. Federal Guideline: 221.4, 802.4		
	<i>Provide Assistive Listening Devices and Signage</i>	Low	\$350

Item #	Description	Priority	Estimated Cost
	Notes: Employees stated 1 assistive listening devices is available. Per table 219.3, 2 receivers are required. Both must be hearing-aid compatible. No signage is provided indicating availability of system. Federal Guideline: 219.2-219.3, 216.10, 703.7.2.4, 706.1		
	<i>Provide Alternate Accommodation for Witness Stand</i>	N/A	\$0
	Notes: Witness stand has 26" clear width. (30" min. required for clear knee space) Federal Guideline: 403		

Item #	Description	Priority	Estimated Cost
	<i>Door from Lobby</i>		
8b-12	<i>Relocate Wall Signage</i>	Low	\$100
	Notes: Signage provided is mounted too high. Federal Guideline: 407.4.3, 703.3-4		
	<i>Replace Door Hardware</i>	Low	\$300
	Notes: Hardware requires twisting and grasping. Federal Guideline: 309.4, 402.2.7		
	<i>Adjust Door Closer¹</i>	High	\$450
	Notes: Operating effort is 10lb (5 lb max for interior doors). Federal Guideline: 404.2.9		
	<i>Door to Jury Room</i>		
8b-10	<i>Provide Wall Signage</i>	Low	\$100
	Notes: None provided. Federal Guideline: 407.4.3, 703.3-4		
	<i>Replace Door Hardware</i>	Low	\$300
	Notes: Hardware requires twisting and grasping. Federal Guideline: 309.4, 402.2.7		
	<i>Adjust Door Closer¹</i>	High	\$450
	Notes: Closing speed is less than 5 sec. min. Operating effort is 10 lb (5 lb max for interior doors). Federal Guideline: 404.2.8-9		
	<i>Courtroom 2</i>		
	<i>Provide Accessible Aisle Seating in Assembly Area</i>	Low	\$110
	Notes: None provided. 3 total aisle seats provided in gallery requiring minimum of 1 aisle seat to be designated accessible. Federal Guideline: 221.4, 802.4		
	<i>Door from Lobby</i>		
8b-13	<i>Relocate Wall Signage</i>	Low	\$100
	Notes: Signage provided is mounted too high. Federal Guideline: 407.4.3, 703.3-4		
	<i>Replace Door Hardware</i>	Low	\$300
	Notes: Hardware requires twisting and grasping. Federal Guideline: 309.4, 402.2.7		
	<i>Adjust Door Closer¹</i>	High	\$450
	Notes: Operating effort is 10lb (5 lb max for interior doors). Federal Guideline: 404.2.9		

Item #	Description	Priority	Estimated Cost
	Jury Room		
	Note: The jury portion of this facility has not been used in 15+ years. These areas (including the		
18-4	Provide Occupancy Sensor	Low	N/A
	Notes: Light Switches located at 50" ht (48" max). Federal Guideline: 205.1, 308.2-3		
	Door from Hall (See Courtrooms for other access points)		
8b-11	Replace Wall Signage	Low	N/A
	Notes: Sign does not provide Braille or tactile and is mounted above 60". Federal Guideline: 407.4.3, 703.3-4		
	Replace Door Hardware	Low	N/A
	Notes: Hardware requires twisting and grasping. Federal Guideline: 309.4, 402.2.7		
	Adjust Door Closer ¹	Medium	N/A
	Notes: Closing speed is less than 5 sec. min. Operating effort is 10 lb (5 lb max for interior doors). Federal Guideline: 404.2.8-9		
	Jury Restroom - Women's		
16-2	Replace Faucet Controls	Low	N/A
	Notes: Controls requires twisting and grasping. Federal Guideline: 309, 606.4		
	Insulate water lines	Medium	N/A
	Notes: Supply lines, valves, and exposed drain pipes are not insulated to protect against contact. Federal Guideline: 606.5		
	Provide Towel Dispenser	Low	N/A
	Notes: Dryer requires 10 lb force to operate. Federal Guideline: 308, 604.7		
	Reposition Mirror	Medium	N/A
	Notes: Bottom edge of reflecting surface is at 48" ht. (40" max.) Federal Guideline: 603.3		
	Reposition Toilet Paper Dispenser	Low	N/A
	Notes: Located 12" in front of toilet (7"-9" from centerline req'd). Federal Guideline: 308, 604.7		
	Provide Maneuvering Space	Low	N/A
	Notes: Overall dimension of room is inadequate for clear area at fixtures and turning area. Sink obstructs required clear width at toilet. Federal Guideline: 304.3, 306.3, 603.2, 604.3, 606.2		

Item #	Description	Priority	Estimated Cost
	<i>Provide Grab Bars</i>	Low	N/A
	Notes: None provided. Federal Guideline: 604.5, 609.3-4		
	<i>Provide Door Signage</i>	Low	N/A
	Notes: None Provided. Federal Guideline: 216.8, 703.6		
8b-14	<i>Replace Door Hardware</i>	Low	N/A
	Notes: Hardware requires twisting and grasping. Federal Guideline: 309.4, 402.2.7		
	<i>Adjust Door Closer³</i>	Medium	N/A
	Notes: Closing speed is less than 5 sec. min. Operating effort is 9 lb (5 lb max for interior doors). Federal Guideline: 404.2.8-9		
	Jury Restroom - Men's		
16-3	<i>Replace Faucet Controls</i>	Low	N/A
	Notes: Controls requires twisting and grasping. Federal Guideline: 309, 606.4		
	<i>Insulate water lines</i>	Medium	N/A
	Notes: Supply lines, valves, and exposed drain pipes are not insulated to protect against contact. Federal Guideline: 606.5		
	<i>Provide Towel Dispenser</i>	Low	N/A
	Notes: Dryer requires 10 lb force to operate. Federal Guideline: 308, 604.7		
	<i>Reposition Mirror</i>	Medium	N/A
	Notes: Bottom edge of reflecting surface is at 48" ht. (40" max.) Federal Guideline: 603.3		
	<i>Reposition Toilet Paper Dispenser</i>	Low	N/A
	Notes: Located 12" in front of toilet (7"-9" from centerline req'd). Federal Guideline: 308, 604.7		
	<i>Provide Maneuvering Space</i>	Low	N/A
	Notes: Overall dimension of room is inadequate for clear area at fixtures and turning area. Sink obstructs required clear width at toilet. Federal Guideline: 304.3, 306.3, 603.2, 604.3, 606.2		
	<i>Provide Grab Bars</i>	Low	N/A
	Notes: None provided. Federal Guideline: 604.5, 609.3-4		
	<i>Provide Door Signage</i>	Low	N/A
	Notes: None Provided. Federal Guideline: 216.8, 703.6		
8b-15	<i>Replace Door Hardware</i>	Low	N/A
	Notes: Hardware requires twisting and grasping.		

Item #	Description	Priority	Estimated Cost
	Federal Guideline: 309.4, 402.2.7		
	<i>Adjust Door Closer¹</i>	Medium	N/A
	Notes: Operating effort is 9 lb (5 lb max for interior doors). Federal Guideline: 404.2.9		
	Facility Total:		\$26,935

General Notes: 1. For door closer adjustments, cost shown is to replace in case adjustment cannot alleviate the

Johnson County Museum of History

Exterior			
Item #	Description	Priority	Estimated Cost
1-1	Parking Lot		
	19 spaces provided, including 2 designated as accessible. One van space required.		
	Relocate Accessible Parking Signage	Low	\$100
	Notes: Mounted at 55" ht. (60" min.) Federal Guideline: 208.2, 208.3		
	Restripe Spaces and Access Aisle	Low	\$100
	Notes: Markings are difficult to see. Federal Guideline: 502.3.3		
6-1	Exterior Stair		
	Note: Per 210.1, Exception 3: In alterations, stairs between levels that are connected by an accessible route shall not be required to comply with 504 except that handrails complying with 505 shall be provided when the stairs are altered.		
	Replace Landings	N/A	N/A
	Notes: Landings are 57 1/2" depth (60" min.) Federal Guideline: 304.2		
Interior			
Item #	Description	Priority	Estimated Cost
	Exterior Entrances		
	Provide access to a minimum of 60% of all public entrances		See Below
	Notes: 2 public entrances provided. 2 must be accessible. Federal Guideline: 206.4, 404		
	Provide means of egress signage at all doors	High	\$200
	Notes: Visual only provided. Tactile required. Federal Guideline:		
8a-1	Replace Door	Low	\$3,500
West Door	Notes: Door clear width is 27" (32" req'd). Federal Guideline: 404.2.3		
	Adjust Door Closer ¹	High	\$450
	Notes: Operating effort exceeds 15 lb max for exterior doors. Federal Guideline: 404.2.9		
	Provide Kick Plate	Low	\$110
	Notes: Glazing is within 10" min. smooth req'd. Federal Guideline: 404.2.10		
	Provide Level Maneuvering Space on Swing Side	Low	
	Notes: Wall located at 8" parallel to doorway (18" min. req'd) Federal Guideline: 404.2.4.1		
8a-2	Provide Kick Plate	Low	\$110
Parking Lot Door	Notes: Glazing is within 10" min. smooth req'd. Federal Guideline: 404.2.10		

Item #	Description	Priority	Estimated Cost
	<i>Adjust Door Closer²</i>	High	\$450
	Notes: Operating effort exceeds 15 lb max for exterior doors. Federal Guideline: 404.2.9		
Lower Level			
Item #	Description	Priority	Estimated Cost
	Genealogy Room		
18-1	<i>Provide Wall Signage</i>	Low	\$100
	Notes: None provided. Braille, and Raised Text signage required on latch side of door. Federal Guideline: 703.3		
	<i>Provide Occupancy Sensor and Alternate Outlet Access</i>	Medium	\$220
	Notes: Electrical switch is at 50" ht (48" max). Outlet located at 13". Provide power strip mounted within reach range (15"-48") Federal Guideline: 205.1, 308.2-3		
	Meeting Room		
18-2	<i>Provide Wall Signage</i>	Low	\$100
	Notes: None provided. Braille, and Raised Text signage required on latch side of door. Federal Guideline: 703.3		
	<i>Provide Occupancy Sensor and Alternate Outlet Access</i>	Medium	\$220
	Notes: Electrical switch is at 50" ht (48" max). Outlet located at 13". Provide power strip mounted within reach range (15"-48") Federal Guideline: 205.1, 308.2-3		
	Corridors		
	<i>Recommend Museum staff confirm accessibility each time corridor exhibits are reconfigured to ensure required clear path of travel and to avoid protruding objects.</i>		
	<i>Corridor double doors are propped open during museum hours. Non-compliant thumb latch hardware should be modified if this changes.</i>		
First Floor			
Item #	Description	Priority	Estimated Cost
	Museum Store		
18-3	<i>Provide Wall Signage</i>	Low	\$100
	Notes: None provided. Braille, and Raised Text signage required on latch side of door. Federal Guideline: 703.3		
	Victorian Room		
18-4	<i>Provide Wall Signage</i>	Low	\$100
	Notes: None provided. Braille, and Raised Text signage required on latch side of door. Federal Guideline: 703.3		

Item #	Description	Priority	Estimated Cost
	Civil War Room		
18-5	<i>Provide Wall Signage</i>	Low	\$100
	Notes: None provided. Braille, and Raised Text signage required on latch side of door. Federal Guideline: 703.3		
	Pioneer Room		
18-6	<i>Provide Wall Signage</i>	Low	\$100
	Notes: None provided. Braille, and Raised Text signage required on latch side of door. Federal Guideline: 703.3		
	Basketball Room		
18-7	<i>Provide Wall Signage</i>	Low	\$100
	Notes: None provided. Braille, and Raised Text signage required on latch side of door. Federal Guideline: 703.3		
	50's Room		
18-8	<i>Provide Wall Signage</i>	Low	\$100
	Notes: None provided. Braille, and Raised Text signage required on latch side of door. Federal Guideline: 703.3		
	Men's Restroom		
15-1	<i>Replace Door Signage</i>	Low	\$100
	Notes: Provide correct size pictogram and raised text. Federal Guideline: 703.6, 216.8		
	<i>Insulate water lines</i>	Medium	\$100
	Notes: Supply lines, valves, and exposed drain pipes are not insulated to protect against contact. Federal Guideline: 606.5		
	<i>Reposition Dispensers</i>	Low	\$50
	Notes: Mounted outside of 15"-48" reach range. Federal Guideline: 308, 604.7		
	<i>Provide Occupancy Sensor</i>	Medium	\$220
	Notes: Electrical switch is at 50" ht (48" max). Federal Guideline: 205.1, 308.2-3		
	<i>Reposition Urinal</i>	Medium	\$920
	Notes: Top of lip is 23" high and projects 11" from wall. (17" max. ht; 13 1/2" min. projection) Flush controls are located at 51" ht (48" max). Federal Guideline: 308, 309, 605.2-4		
	<i>Replace Stall Door Hardware</i>	Low	\$100
	Notes: Handles and/or latch not compliant. Federal Guideline: 213.3, 604.8.1.2, 404.2.7, 309.4		
	<i>Reconfigure Stall Partition</i>	Medium	\$1,270
	Notes: Stall width is 40 1/2" (60" min. req'd). Federal Guideline: 604.3.1		

Item #	Description	Priority	Estimated Cost
	<i>Reposition Toilet</i>	Low	\$765
	Notes: Toilet is located 23" from side wall to centerline of toilet (16" min-18" max req'd). Federal Guideline: 604.2		
	<i>Provide Grab Bars</i>	High	\$1,000
	Notes: None provided. Federal Guideline: 604.5, 609.3-4		
	<i>Reposition Coat Hook</i>	Medium	\$50
	Notes: Coat hook is 68" high (48" max). Federal Guideline: 308, 603.4		
8b-1	<i>Replace Door Hardware</i>	Low	\$300
	Notes: Knobs require grasping and twisting. Federal Guideline: 309.4, 402.2.7		
	Women's Restroom		
15-2	<i>Replace Door Signage</i>	Low	\$100
	Notes: Provide correct size pictogram and raised text. Federal Guideline: 703.6, 216.8		
	<i>Insulate water lines</i>	Medium	\$100
	Notes: Supply lines, valves, and exposed drain pipes are not insulated to protect against contact. Federal Guideline: 606.5		
	<i>Reposition Dispensers</i>	Medium	\$50
	Notes: Mounted outside of 15"-48" reach range. Federal Guideline: 308, 604.7		
	<i>Reposition Mirror</i>	Medium	\$50
	Notes: Bottom edge of reflecting surface is at 52" ht. (40" max.) Federal Guideline: 603.3		
	<i>Provide Occupancy Sensor</i>	Medium	\$220
	Notes: Electrical switch is at 50" ht (48" max). Federal Guideline: 205.1, 308.2-3		
	<i>Replace Stall Door Hardware</i>	Low	\$100
	Notes: Handles and/or latch not compliant. Federal Guideline: 213.3, 604.8.1.2, 404.2.7, 309.4		
	<i>Reconfigure Stall Partition</i>	Medium	\$1,270
	Notes: Stall width is 40" (60" min. req'd). Federal Guideline: 604.3.1		
	<i>Reposition Toilet</i>	Low	\$765
	Notes: Toilet is located 23" from side wall to centerline of toilet (16" min-18" max req'd). Federal Guideline: 604.2		
	<i>Provide Grab Bars</i>	High	\$1,000
	Notes: None provided. Federal Guideline: 604.5, 609.3-4		

Item #	Description	Priority	Estimated Cost
	<i>Reposition Coat Hook</i>	Medium	\$50
	Notes: Coat hook is 68" high (48" max). Federal Guideline: 308, 603.4		
8b-2	<i>Replace Door Hardware</i>	Low	\$300
	Notes: Knobs require grasping and twisting. Federal Guideline: 309.4, 402.2.7		
	<i>Corridors</i>		
	<i>Recommend Museum staff confirm accessibility each time corridor exhibits are reconfigured to ensure required clear path of travel and to avoid protruding objects.</i>		
7-1	<i>Provide Paper Cup Dispenser</i>	Medium	\$50
	Notes: "Hi-lo" fountain is not provided. Fountain provided does not meet dimensional requirements for wheelchair users, but is acceptable for standing persons. Federal Guideline: 211, 306.3		

Floor Level Access

Item #	Description	Priority	Estimated Cost
	<i>Elevator</i>		
	<i>Modify Car Control Buttons</i>	Medium	\$250
	Notes: Emergency controls are located at top of panel (grouped at bottom req'd). Federal Guideline: 407.4.6		
	<i>Modify Emergency Two-Way Communication System</i>	Medium	\$350
	Notes: Door compartment does not provide any hardware. Voice is required to use system. Federal Guideline: 309, 708.1		
	<i>Provide Audible Warnings</i>	Medium	\$150
	Notes: Audible warning devices are not provided for up and down directions in hallway. Interior audible warnings are not provided when cars pass or arrive at floor. No audible indication of car's position is provided. Federal Guideline: 407.2.2.3, 407.4.8		
	<i>Adjust Optical Sensor</i>	Medium	\$300
	Notes: Door opening sensor does not hold doors open when activated (20 sec. min). Federal Guideline: 407.3.3		
	<i>Stairways</i>		
	<i>Note: Per 210.1, Exception 3: In alterations, stairs between levels that are connected by an accessible route shall not be required to comply with 504 except that handrails complying with 505 shall be provided when the stairs are altered.</i>		
11-1	<i>South Stair</i>		
	<i>Provide Stairways Signage</i>	Low	\$300
	Notes: None Provided. Raised text/Braille indicating floor level required at each landing.		

Item #	Description	Priority	Estimated Cost
	Federal Guideline: 216.3-4, 703.2, 703.4		
	<i>Provide Handrail Extensions</i>	N/A	N/A
	Notes: Exentions vary at each floor level. (12" beyond top nosing and 1 tread depth beyond lowest riser req'd) Federal Guideline: 405.8, 505		
	North Stair		
	<i>Provide Stairways Signage</i>	Low	\$200
	Notes: None Provided. Raised text/Braille indicating floor level required at each landing. Federal Guideline: 216.3-4, 703.2, 703.4		
	Facility Total:		\$16,740

General Notes: 1. For door closer adjustments, cost shown is to replace in case adjustment cannot alleviate the compliance issue (typical). 2. Electrical switches in offices and common spaces are employee operated. These elements are not included in this summary. 3. Upper floor is currently employee only.

Prosecutor's Office

Exterior			
Item #	Description	Priority	Estimated Cost
1-1	Parking Lot		
South Lot	8 spaces provided, none designated as accessible. 1 van space required.	N/A	N/A
	Notes: This lot serves a stair entry. It is assumed this decision was made to provide the required space for this lot in North lot for ease of accessible route to building.		
North Lot	30 spaces provided, including 4 designated as accessible. 1 van space and 1 car space required.	Medium	\$500
	Notes: Two spaces are not adjacent to access aisles. Curb ramp extends into only access aisle. Reconfigure parking to accommodate shared access aisles between spaces.		
	Federal Guideline: 406.5, 502.3		
Interior			
First Floor			
Item #	Description	Priority	Estimated Cost
	Lobby		
7-1	Provide Paper Cup Dispenser	Medium	\$150
	Notes: "Hi-lo" fountain is not provided. Fountain provided does not meet dimensional requirements for wheelchair users or standing persons. Provide adjacent cane detectable element to eliminate protrusion. Federal Guideline: 211		
	Provide means of egress signage	High	\$100
	Notes: None provided. Tactile required. Federal Guideline:		
8a-1	Provide Kick Plate	Low	\$110
	Notes: 7 1/2" to glazing (10" min. smooth req'd) Federal Guideline: 404.2.10		
	Deposition Room		
	Provide Wall Signage	Low	\$100
	Notes: Sign provided does not have Braille or raised text. Federal Guideline: 703.2-3		

Item #	Description	Priority	Estimated Cost
	Women's Restroom		
8b-2	<i>Adjust Door Closer¹</i>	Low	\$450
	Notes: Operating effort exceeds 5 lb max for interior doors. Federal Guideline: 404.2.9		
15-1	<i>Reposition Lavatory</i>	Low	\$1,000
	Notes: Sink is 35" ht (34" max.) Federal Guideline: 604.3.1		
	<i>Insulate water lines</i>	Medium	\$100
	Notes: Supply lines, valves, and exposed drain pipes are not insulated to protect against contact. Federal Guideline: 606.5		
	<i>Reposition Mirror</i>	Low	\$50
	Notes: Bottom edge of reflecting surface is at 43" ht. (40" max.) Federal Guideline: 603.3		
	<i>Provide Occupancy Sensor</i>	Medium	\$220
	Notes: Electrical switch is at 50" ht (48" max). Federal Guideline: 205.1, 308.2-3		
	<i>Replace Stall Door Hardware</i>	Low	\$100
	Notes: Handles and latch not compliant. Federal Guideline: 213.3, 604.8.1.2, 404.2.7, 309.4		
	<i>Reconfigure Stall Partition</i>	Low	\$1,270
	Notes: Stall width is 58" (60" min. req'd). Stall depth is 56 1/2" (59" min.) Federal Guideline: 604.2-604.4, 604.8		
	<i>Provide Grab Bars</i>	High	\$1,000
	Notes: None provided. Federal Guideline: 604.5, 609.3-4		
	Men's Restroom		
8b-3	<i>Adjust Door Closer¹</i>	Low	\$450
	Notes: Operating effort exceeds 5 lb max for interior doors. Federal Guideline: 404.2.9		
15-2	<i>Reposition Lavatory</i>	Low	\$1,000
	Notes: Sink is 35" ht (34" max.) Federal Guideline: 604.3.1		
	<i>Insulate water lines</i>	Medium	\$100
	Notes: Supply lines, valves, and exposed drain pipes are not insulated to protect against contact. Federal Guideline: 606.5		
	<i>Reposition Mirror</i>	Low	\$50
	Notes: Bottom edge of reflecting surface is at 43" ht. (40" max.) Federal Guideline: 603.3		
	<i>Provide Occupancy Sensor</i>	Medium	\$220
	Notes: Electrical switch is at 50" ht (48" max). Federal Guideline: 205.1, 308.2-3		

Item #	Description	Priority	Estimated Cost
	<i>Reposition Urinal</i>	Medium	\$920
	Notes: Top of lip is 24" high. (17" max. ht) Flush controls are located at 52" ht (48" max). Federal Guideline: 308, 309, 605.2-4		
	<i>Replace Stall Door Hardware</i>	Low	\$100
	Notes: Handles and latch not compliant. Federal Guideline: 213.3, 604.8.1.2, 404.2.7, 309.4		
	<i>Reconfigure Stall Partition</i>	Low	\$1,270
	Notes: Stall width is 58" (60" min. req'd). Stall depth is 56 1/2" (59" min.) Federal Guideline: 604.2-604.4, 604.8		
	<i>Provide Grab Bars</i>	High	\$1,000
	Notes: None provided. Federal Guideline: 604.5, 609.3-4		
	Facility Total:		\$10,260

General Notes: 1. For door closer adjustments, cost shown is to replace in case adjustment cannot alleviate

Sheriff's Office, Jail, EMA, and 911 Center

Exterior			
Item #	Description	Priority	Estimated Cost
	Parking Lot		
1-1	<i>Parking lot is shared with Juvenile and Jail facility. 155 total spaces provided, including 4 designated as accessible. 1 van space and 3 accessible spaces required.</i>		
	<i>Modify Signage</i>	Low	N/A
	Notes: Provide van accessible tag at 1 van accessible space. Relocate all signs to required min. 60" height. Federal Guideline: 208.2, 208.3		Included in Juvenile Costs
	Accessible Routes		
2-1	<i>Replace Curb Ramp at spaces nearest Jail</i>	Medium	\$1,500
	Notes: Ramp exceeds cross slope and flare slope. Vertical changes exceed allowable dimensions. Federal Guideline: 406.1, 406.4		
3-1	<i>Improve Access at Passenger Loading Zone</i>	Medium	\$1,500
	Notes: Consider providing curb ramp at building entrance for access from drop off area. Federal Guideline: 503.4		
Interior			
First Floor			
Item #	Description	Priority	Estimated Cost
	Main Entrance		
	<i>Provide means of egress signage</i>	High	\$100
	Notes: None provided. Federal Guideline:		
8a-1	<i>Adjust Door Closer¹</i>	High	\$450
Door 1N	Notes: Closing speed is less than 5 sec. min. Federal Guideline: 404.2.8		
	<i>Provide Kick Plate</i>	Low	\$110
	Notes: 7" to glazing (10" min. smooth req'd) Federal Guideline: 404.2.10		
	<i>Replace Threshold</i>	Low	\$120
	Notes: Threshold is 3/4" ht. (1/4" max; 1/2" beveled req'd) Federal Guideline: 404.2.10		
8b-1	<i>Interior Lobby Entrance Door</i>		
	<i>Provide Kick Plate</i>	Low	\$110
	Notes: 6" to glazing (10" min. smooth req'd) Federal Guideline: 404.2.10		
8b-2	<i>Door to Visitation Area</i>		
	<i>Provide Wall Signage</i>	Low	\$100
	Notes: None Provided Federal Guideline: 407.4.3, 703.3-4		

Item #	Description	Priority	Estimated Cost
	<i>Adjust Door Closer</i> ¹	High	\$450
	Notes: Closing speed is less than 5 sec. min. Operating effort is 15 lb (5 lb max for interior doors). Federal Guideline: 404.2.8-9		
	Women's Restroom - Jail		
15-1	<i>Replace Wall Signage</i>	Low	\$100
	Notes: Braille located too close to text. Federal Guideline: 703.3		
	<i>Provide Door Signage</i>	Low	\$100
	Notes: Sign does not provide Braille or tactile. Federal Guideline: 407.4.3, 703.3-4		
	<i>Replace Lavatory and Provide Turning Space</i>	High	\$1,300
	Notes: Lavatory does not provide knee space and is too high. Insulate waterlines. Confirm that sink replacement accommodates space needed for req'd 60" dia. or T-shaped turning area. Federal Guideline: 304.3, 306.3, 606.2-3		
	<i>Reposition Towel Dispenser</i>	Medium	\$50
	Notes: Operable part at 60" (15"-48" max). Federal Guideline: 308, 604.7		
	<i>Reposition Mirror</i>	Medium	\$50
	Notes: Bottom edge of reflecting surface is at 48" ht. (40" max.) Federal Guideline: 603.3		
	<i>Provide Occupancy Sensor</i>	Low	\$220
	Notes: Light Switches located at 50" ht (48" max). Federal Guideline: 205.1, 308.2-3		
	<i>Reconfigure Stall Partition</i>	Low	\$1,270
	Notes: Stall door clear width is 30 1/2" (32" min). Space in front of door is 36" (42" min. req'd at right angle to door). Stall width is 40" (60" min. req'd). Federal Guideline: 604.2-604.4, 604.8		
	<i>Replace Toilet</i>	Low	\$2,860
	Notes: Toilet is located 19" from centerline to sidewall (16"-18" req'd). Flush controls are 12lb operating effort (5lb max) and are located on the narrow side of toilet. Toilet seat is 20" high (17"-19" max). Federal Guideline: 604.2-604.4, 604.8		
	<i>Provide and/or Reposition Grab Bars</i>	Low	\$1,050
	Notes: Rear grab bar is not provided. Side grab bar is extends 48" from rear wall (54" req'd). Grab bars mounted too low. Clear space req'd above and below bars is obstructed. Relocate dispenser. Federal Guideline: 604.5, 609.3-4		

Item #	Description	Priority	Estimated Cost
	<i>Reposition Coat Hook</i>	Medium	\$50
	Notes: Located at 67" ht. (15"-48" req'd) Federal Guideline: 308, 603.4		
8b-3	<i>Adjust Door Closer¹</i>	High	\$450
	Notes: Closing speed is less than 5 sec. min. Operating effort is 11 lb (5 lb max for interior doors). Federal Guideline: 404.2.8-9		
	Men's Restroom - Jail		
15-1	<i>Replace Wall Signage</i>	Low	\$100
	Notes: Braille located too close to text. Federal Guideline: 703.3		
	<i>Provide Door Signage</i>	Low	\$100
	Notes: Sign does not provide Braille or tactile. Federal Guideline: 407.4.3, 703.3-4		
	<i>Replace Lavatory and Provide Turning Space</i>	High	\$1,300
	Notes: Lavatory does not provide knee space and is too high. Insulate waterlines. Confirm that sink replacement accommodates space needed for req'd 60" dia. or T-shaped turning area. Federal Guideline: 304.3, 306.3, 606.2-3		
	<i>Reposition Towel Dispenser</i>	Medium	\$50
	Notes: Operable part at 57" (15"-48" max). Federal Guideline: 308, 604.7		
	<i>Reposition Mirror</i>	Medium	\$50
	Notes: Bottom edge of reflecting surface is at 47 1/2" ht. (40" max.) Federal Guideline: 603.3		
	<i>Provide Occupancy Sensor and Alternate Outlet Access</i>	Low	\$220
	Notes: Light Switches located at 50" ht (48" max). Outlet located at 49". Federal Guideline: 205.1, 308.2-3		
	<i>Reposition and Reconfigure Urinal Area</i>	Medium	\$800
	Notes: Top of lip is 17 1/2" high and projects 13" from wall. (17" max. ht; 13 1/2" min. projection) Space at urinal is 27" wide (30" min req'd). Federal Guideline: 308, 309, 605.2-4		
	<i>Reconfigure Stall Partition</i>	Low	\$1,270
	Notes: Stall door clear width is 30 1/2" (32" min). Stall width is 38" (60" min. req'd). Federal Guideline: 604.2-604.4, 604.8		

Item #	Description	Priority	Estimated Cost
	<i>Reposition Toilet Paper Dispenser</i>	Medium	\$50
	Notes: Dispenser is even with front of toilet (7"-9" to centerline req'd). Federal Guideline: 308, 604.7		
	<i>Replace Toilet</i>	Low	\$2,860
	Notes: Toilet is located 19" from centerline to sidewall (16"-18" req'd). Flush controls are 6lb operating effort (5lb max). Toilet seat is 21" high (17"-19" max). Federal Guideline: 604.2-604.4, 604.8		
	<i>Provide and/or Reposition Grab Bars</i>	Low	\$1,050
	Notes: Rear grab bar is not provided. Side grab bar is extends 48" from rear wall (54" req'd). Grab bars mounted too low. Clear space req'd above and below bars is obstructed. Relocate dispenser. Federal Guideline: 604.5, 609.3-4		
	<i>Reposition Coat Hook</i>	Medium	\$50
	Notes: Located at 67" ht. (15"-48" req'd) Federal Guideline: 308, 603.4		
8b-4	<i>Adjust Door Closer¹</i>	High	\$450
	Notes: Closing speed is less than 5 sec. min. Operating effort is 11 lb (5 lb max for interior doors). Federal Guideline: 404.2.8-9		
	EMA Lobby		
	<i>Provide means of egress signage</i>	High	\$100
	Notes: None provided. Federal Guideline:		
8a-2	<i>Replace Door</i>	Low	\$3,500
Door 2E	Notes: No kick plate provided - 6 1/2" to glazing (10" min. smooth req'd) Door clear width 30 1/2" (32" min. req'd for 1 min. of double leaf doors) Federal Guideline: 404.2.10		
	<i>Replace Threshold</i>	Low	\$175
	Notes: Threshold is 1" ht. (1/4" max; 1/2" beveled req'd) Federal Guideline: 404.2.10		

Item #	Description	Priority	Estimated Cost
8b-5	<i>Interior Lobby Entrance Door</i>		
	<i>Replace Door and Reconfigure Vestibule</i>	Low	\$2,500
	Notes: No kick plate provided - 7" to glazing (10" min. smooth req'd) Door clear width 30" (32" min. req'd for 1 min. of double leaf doors) Width between doors in series is insufficient. Federal Guideline: 404.2.10		
	<i>Replace Threshold</i>	Low	\$175
	Notes: Threshold is 1" ht. (1/4" max; 1/2" beveled req'd) Federal Guideline: 404.2.10		
7-1	<i>Provide Paper Cup Dispenser</i>	Medium	\$50
EMA Lobby	Notes: "Hi-lo" fountain is not provided. Fountain provided does not meet spout ht for wheelchair users. Provide cane detectable element to eliminate protrusion. Federal Guideline: 211, 307.2		
18-4	<i>Provide Occupancy Sensor</i>	Low	\$220
	Notes: Light Switches located at 50" ht (48" max). Federal Guideline: 205.1, 308.2-3		
	<i>Reposition Protruding Objects</i>	Low	\$50
	Notes: Receptionist sign and hand sanitizer protrude up to 10" at varying ht. (4" max. between 27" and 80" high) Provide cane detectable element below or reposition. Federal Guideline: 307.2		
	<i>Provide Accessible Service Counter or Alternate Accommodation</i>	Low	\$600
	Notes: Counter height at service window exceeds allowable height and provides inadequate knee space (28" - 34" with knee space for work surface; 38" max verbal interaction) Federal Guideline: 226.1, 902.2		
	<i>Women's Restroom - EMA</i>		
15-3	<i>Replace Wall Signage</i>	Low	\$100
	Notes: Braille located too close to text. Federal Guideline: 703.3		
	<i>Replace Door Signage</i>	Low	\$100
	Notes: Sign does not provide Braille or tactile. Federal Guideline: 407.4.3, 703.3-4		
	<i>Provide Turning Space</i>	Low	TBD
	Notes: Provide space needed for req'd 60" dia. or T-shaped turning area. Federal Guideline: 304.3, 306.3, 606.2		
	<i>Insulate water lines</i>	Low	\$100
	Notes: Supply lines, valves, and exposed drain pipes are not insulated to protect against contact. Federal Guideline: 606.5		

Item #	Description	Priority	Estimated Cost
	<i>Provide Occupancy Sensor and Alternate Outlet Access</i>	Low	\$220
	Notes: Light Switches located at 50" ht (48" max). Outlet located at 49". Federal Guideline: 205.1, 308.2-3		
	<i>Reconfigure Stall Partition</i>	Low	\$1,270
	Notes: Stall door clear width is 30 1/2" (32" min). Stall width is 39" (60" min. req'd). Stall depth is insufficient (56" req'd). Federal Guideline: 604.2-604.4, 604.8		
	<i>Replace Flush Controls</i>	Low	\$400
	Notes: Flush control requires 10lb to operate. Replaces with auto flush sensor. Federal Guideline: 604.6		
	<i>Reposition Toilet Paper Dispenser</i>	Low	\$50
	Notes: Dispenser is 13" in front of toilet (7"-9" to centerline req'd). Federal Guideline: 308, 604.7		
	<i>Provide and/or Reposition Grab Bars</i>	Low	\$1,000
	Notes: Rear grab bar is not provided. Side grab bar is extends 48" from rear wall (54" req'd). Grab bars mounted too low. Federal Guideline: 604.5, 609.3-4		
	<i>Reposition Coat Hook</i>	Low	\$50
	Notes: Located at 70" ht. (15"-48" req'd) Federal Guideline: 308, 603.4		
8b-6	<i>Adjust Door Closer¹</i>	Low	\$450
	Notes: Closing speed is less than 5 sec. min. Operating effort is 13 lb (5 lb max for interior doors). Federal Guideline: 404.2.8-9		
	<i>Provide Maneuvering Space</i>	Low	\$450
	Notes: Swing side maneuvering space is blocked by wall immediately adjacent to door frame. (18" req'd parallel to door) Federal Guideline: 404.2.4		
	Men's Restroom - EMA		
15-4	<i>Replace Wall Signage</i>	Low	\$100
	Notes: Braille located too close to text. Federal Guideline: 703.3		
	<i>Replace Door Signage</i>	Low	\$100
	Notes: Sign does not provide Braille or tactile. Federal Guideline: 407.4.3, 703.3-4		
	<i>Insulate water lines</i>	Medium	\$100
	Notes: Supply lines, valves, and exposed drain pipes are not insulated to protect against contact. Federal Guideline: 606.5		

Item #	Description	Priority	Estimated Cost
	<i>Provide Alternate Outlet Access</i>	Low	\$50
	Notes: Outlet located at 48" ht but requires reach across counter (44"-46" max dependent on approach) Federal Guideline: 205.1, 308.2-3		
	<i>Reconfigure Stall Partition</i>	Low	\$1,270
	Notes: Stall width is 41 1/2" (60" min. req'd). Federal Guideline: 604.2-604.4, 604.8		
	<i>Replace Flush Controls</i>	Medium	\$400
	Notes: Flush control requires 10lb to operate. Replaces with auto flush sensor. Federal Guideline: 604.6		
	<i>Reposition Toilet Paper Dispenser</i>	Low	\$50
	Notes: Dispenser is 12" in front of toilet (7"-9" to centerline req'd). Federal Guideline: 308, 604.7		
	<i>Provide and/or Reposition Grab Bars</i>	Low	\$1,000
	Notes: Rear grab bar is not provided. Side grab bar is extends 52" from rear wall (54" req'd). Grab bars mounted too low. Federal Guideline: 604.5, 609.3-4		
	<i>Reposition Coat Hook</i>	Medium	\$50
	Notes: Located at 70" ht. (15"-48" req'd) Federal Guideline: 308, 603.4		
8b-6	<i>Adjust Door Closer¹</i>	High	\$450
	Notes: Closing speed is less than 5 sec. min. Operating effort is 10 lb (5 lb max for interior doors). Federal Guideline: 404.2.8-9		
	<i>Provide Maneuvering Space</i>	High	\$450
	Notes: Swing side maneuvering space is blocked by wall immediately adjacent to door frame. (18" req'd parallel to door) Federal Guideline: 404.2.4		
	<i>Visitation Area</i>		
31-1	<i>Provide Alternate Accommodation for Accessible Visitation use.</i>	Low	TBD
	Notes: Accessible route is 33" wide (36" min. req'd). Knee space and clear space for front approach is marginally insufficient. Federal Guideline: 307.2		
	<i>Provide Volume Controls on Handsets</i>	Low	\$350
	Notes: None provided. Federal Guideline: 704.3		

Item #	Description	Priority	Estimated Cost
Basement			
Item #	Description	Priority	Estimated Cost
	<i>Stairways</i>		
	<i>Note: Per 210.1, Exception 3: In alterations, stairs between levels that are connected by an accessible route shall not be required to comply with 504 except that handrails complying with 505 shall be provided when the stairs are altered.</i>		
11-1	<i>Stairway to Women's Restroom Corridor (in Basement)</i>		
	<i>Provide Stairways Signage</i>	Medium	\$200
	Notes: None Provided. Raised text/Braille indicating floor level required at each landing. Federal Guideline: 216.3-4, 703.2, 703.4		
	<i>Modify Handrails</i>	N/A	N/A
	Notes: Inadequate extensions are provided (12" beyond top stair and 1 tread depth beyond bottom stair required.) Federal Guideline: 505.3, 505.7, 505.10		
	<i>Modify Stair Risers</i>	N/A	N/A
	Notes: Stair risers are 7 1/2" ht. (max. 7" ht) Federal Guideline:		
8b-15	<i>Door at Bottom of Stair from Women's Restroom Corridor</i>		
	<i>Provide Wall Signage</i>	Low	\$100
	Notes: None Provided. Federal Guideline: 407.4.3, 703.3-4		
	<i>Adjust Door Closer¹</i>	High	\$450
	Notes: Operating effort is 14 lb (5 lb max for interior doors). Federal Guideline: 404.2.9		
	<i>Provide Maneuvering Space</i>	High	\$450
	Notes: Swing side maneuvering space is blocked at 31". (18" req'd parallel to door; 60" perpendicular) Federal Guideline: 404.2.4		
8b-16	<i>Door at Top of Stair from Women's Restroom Corridor</i>		
	<i>Provide Wall Signage</i>	Low	\$100
	Notes: None Provided. Federal Guideline: 407.4.3, 703.3-4		
	<i>Adjust Door Closer¹</i>	High	\$450
	Notes: Closing speed is less than 5 sec. min. Federal Guideline: 404.2.8		
11-2	<i>Stairway to EMA Lobby</i>		
	<i>Provide Stairways Signage</i>	Medium	\$200
	Notes: None Provided. Raised text/Braille indicating floor level required at each landing. Federal Guideline: 216.3-4, 703.2, 703.4		

Item #	Description	Priority	Estimated Cost
	<i>Modify Handrails</i>	N/A	N/A
	Notes: Inadequate extensions are provided (12" beyond top stair and 1 tread depth beyond bottom stair required.) Handrails are mounted at 31" (34"-38" req'd). Federal Guideline: 505.3, 505.7, 505.10		
8b-17	<i>Door at Bottom of Stair to EMA Lobby</i>		
	<i>Provide Wall Signage</i>	Low	\$100
	Notes: None Provided. Federal Guideline: 407.4.3, 703.3-4		
	<i>Replace Door</i>	Low	\$1,500
	Notes: Width is 30" (32" min.) Glazing panel is 44" high (43" max to bottom of vision panel). Federal Guideline: 404.2.3		
	<i>Adjust Door Closer²</i>	High	\$450
	Notes: Closing speed is less than 5 sec. min. Operating effort is 10 lb (5lb max for interior doors). Federal Guideline: 404.2.8-9		
8b-18	<i>Door at Top of Stair to EMA Lobby</i>		
	<i>Provide Wall Signage</i>	Low	\$100
	Notes: None Provided. Federal Guideline: 407.4.3, 703.3-4		
	<i>Replace Door</i>	Low	\$1,500
	Notes: Width is 29 1/2" (32" min.) Glazing panel is 44" high (43" max to bottom of vision panel). Federal Guideline: 404.2.3		
	<i>Adjust Door Closer²</i>	High	\$450
	Notes: Closing speed is less than 5 sec. min. Operating effort is 11 lb (5lb max for interior doors). Federal Guideline: 404.2.8-9		
	<i>Elevator (EMA)</i>		
14-1	<i>Add Braille and Raised Text at Control Buttons</i>	Low	\$300
	Notes: Braille and raised symbols are not provided on emergency stop switch, alarm button or main floor button. Braille not provided on door close, open, or floor buttons. Federal Guideline: 407.4.7		
	<i>Modify Emergency Two-Way Communication System</i>	Medium	\$500
	Notes: No raised symbols or Braille message provided for phone/handset. Door compartment does not provide lever type hardware. Voice is required to use system. No audible or visual signals were apparent to indicate assistance coming. Federal Guideline: 404.4.7, 407.4.9, 309, 708.1-2		
	<i>Provide Floor Indicator Signs</i>	Medium	\$400
	Notes: Indicator signs to not provide Braille. No tactile star is provided at either jamb on entry level.		

Item #	Description	Priority	Estimated Cost
	Federal Guideline: 407.2.2.3, 407.4.8		

Item #	Description	Priority	Estimated Cost
	<i>Adjust Optical Sensor</i>	Medium	\$0
	Notes: Door opening sensor holds doors open for 7 sec (20 sec. min). Federal Guideline: 407.3.3		
	<i>Emergency Operations Center</i>		
	<i>Provide Wall Signage</i>	Low	\$100
	Notes: None Provided. Braille and raised text required. Federal Guideline: 407.4.3, 703.3-4		
8b-9	<i>Replace Door Hardware</i>	Low	\$300
	Notes: Hardware requires twisting and grasping. Federal Guideline: 309.4, 402.2.7		
	<i>Adjust Door Closer³</i>	Low	\$450
	Notes: Closing speed is less than 5 sec. min. Operating effort is 9 lb (5 lb max for interior doors). Federal Guideline: 404.2.8-9		
	<i>Women's Restroom - EMA</i>		
9-1	<i>Corridor to Restroom</i>		
	<i>Provide Occupancy Sensor</i>	Low	\$220
	Notes: Light Switches located at 51" ht (48" max). Federal Guideline: 205.1, 308.2-3		
15-5	<i>Provide Wall Signage</i>	Low	\$100
	Notes: None Provided Federal Guideline: 407.4.3, 703.3-4		
	<i>Insulate water lines</i>	Low	\$100
	Notes: Supply lines, valves, and exposed drain pipes are not insulated to protect against contact. Federal Guideline: 606.5		
	<i>Provide Alternate Outlet Access</i>	Low	\$75
	Notes: Outlets located over sink blocking maneuvering space. Federal Guideline: 205.1, 308.2-3		
	<i>Reconfigure Stall Partition</i>	Low	\$1,270
	Notes: Stall width is 42" (60" min. req'd). Federal Guideline: 604.2-604.4, 604.8		
	<i>Replace Toilet</i>	Low	\$2,860
	Notes: Toilet is located 19"-22" from centerline to sidewall (16"-18" req'd). Flush controls are 10lb operating effort (5lb max). Toilet seat is 20" high (17"-19" max). Federal Guideline: 604.2-604.4, 604.8		
	<i>Provide and/or Reposition Grab Bars</i>	Low	\$1,000
	Notes: Rear grab bar is not provided. Side grab bar is extends 52" from rear wall (54" req'd). Federal Guideline: 604.5, 609.3-4		
	<i>Reposition Coat Hook</i>	Low	\$50
	Notes: Located at 58" ht. (15"-48" req'd) Federal Guideline: 308, 603.4		

Item #	Description	Priority	Estimated Cost
8b-12	Replace Door	Low	\$1,500
	Notes: Hardware requires twisting and grasping. Door width is 29 1/2" (32" min.) Operating effort is 14 lb (5 lb max for interior doors). Federal Guideline: 309.4, 402.2.7		
8b-13	Restroom Door #1		
	Provide Wall Signage	Low	\$100
	Notes: None Provided. Federal Guideline: 407.4.3, 703.3-4		
	Adjust Door Closer ¹	Low	\$450
	Notes: Operating effort is 13 lb (5 lb max for interior doors). Federal Guideline: 404.2.9		
8b-14	Restroom Door #2		
	Provide Wall Signage	Low	\$100
	Notes: None Provided. Federal Guideline: 407.4.3, 703.3-4		
	Adjust Door Closer ¹	Low	\$450
	Notes: Closing speed is less than 5 sec. min. Operating effort is 9 lb (5 lb max for interior doors). Federal Guideline: 404.2.8-9		
	Men's Restroom - EMA		
15-6	Insulate water lines	Low	\$100
	Notes: Supply lines, valves, and exposed drain pipes are not insulated to protect against contact. Federal Guideline: 606.5		
	Replace Urinal Flush Controls	Low	\$400
	Notes: Flush control requires 8lb to operate. Replaces with auto flush sensor. Federal Guideline: 604.6		
	Reposition Urinal	Low	\$450
	Notes: Top of lip is 18" high and projects 13" from wall. (17" max. ht; 13 1/2" min. projection) Federal Guideline: 308, 309, 605.2-4		
	Reconfigure Stall Partition	Low	\$1,270
	Notes: Stall width is 41" (60" min. req'd). Federal Guideline: 604.2-604.4, 604.8		
	Replace Toilet	Low	\$2,860
	Notes: Toilet is located 20" from centerline to sidewall (16"-18" req'd). Flush controls are 8lb operating effort (5lb max). Toilet seat is 20" high (17"-19" max). Federal Guideline: 604.2-604.4, 604.8		
	Provide and/or Reposition Grab Bars	Low	\$1,000
	Notes: Rear grab bar is not provided. Side grab bar is extends 52" from rear wall (54" req'd). Federal Guideline: 604.5, 609.3-4		

Item #	Description	Priority	Estimated Cost
	<i>Reposition Coat Hook</i>	Low	\$50
	Notes: Located at 70" ht. (15"-48" req'd) Federal Guideline: 308, 603.4		
8b-10	<i>Corridor to Restroom</i>		
	<i>Provide Wall Signage</i>	Low	\$100
	Notes: None Provided Federal Guideline: 407.4.3, 703.3-4		
	<i>Replace Door Hardware</i>	Low	\$300
	Notes: Hardware requires twisting and grasping. Federal Guideline: 309.4, 402.2.7		
	<i>Adjust Door Closer¹</i>	Low	\$450
	Notes: Closing speed is less than 5 sec. min. Operating effort is 9 lb (5 lb max for interior doors). Federal Guideline: 404.2.8-9		
8b-11	<i>Restroom Door</i>		
	<i>Provide Wall Signage</i>	Low	\$100
	Notes: None Provided. Federal Guideline: 407.4.3, 703.3-4		
	<i>Adjust Door Closer¹</i>	Low	\$450
	Notes: Operating effort is 14 lb (5 lb max for interior doors). Federal Guideline: 404.2.9		
	Facility Total:		\$60,125

General Notes: 1. For door closer adjustments, cost shown is to replace in case adjustment cannot alleviate the compliance issue (typical). 2. Electrical switches in several offices and common spaces are employee operated. Unless noted otherwise, these elements are not included in this summary. 3. EMA is relocating to new EOC facility to be constructed in 2014. All EMA/911 areas are noted as low priority as this area has not yet been programmed for a new public use. Showers are not for public use. 4. Door 3N is not a public entrance and was not evaluated.

Appendix F

Right-of-Way Reports

Johnson County Sidewalk Data		
Description	Priority	Cost
ABBY VILLAS		
So Side Of Kristi Way East Of Peterman Rd	Low - Usable	\$ 12,552
North Side Of Kristi Way East From Peterman Rd	Low - Usable	\$ 4,680
AUBURN TRACE		
South Side Sagewood Ct. At Cul-De-Sac	Low - Usable	\$ 5,160
North Side Sagewood Ct. East To Cul-De-Sac	Low - Usable	\$ 8,400
West And East Sides Of Mansfield Ct. North Of Mountbatton Dr.	Low - Usable	\$ 1,920
North Side Mountbatton Dr./West Side Thames East To Dartmoor Dr.	Medium - Difficult Use	\$ 10,080
South Side Dartmoor Dr. West From C. R. 400 West	Low - Usable	\$ 360
East Side Thames Dr. South From Dartmoor Dr.	Low - Usable	\$ 6,480
North And South Sides Of Abbey Ct.	Low - Usable	\$ 6,000
South Side Of Mountbatton Dr. West From Abbey Ct. To Victoria	Medium - Difficult Use	\$ 6,720
East And West Sides Of Victoria Ct.	Low - Usable	\$ 840
West Side Of Dartmoor Dr. West From Victoria Ct. To Chiltern	Medium - Difficult Use	\$ 11,760
Chiltern Dr., Dartmoor Dr. To North Subdivision Boundary, West & East Sides	Compliant	\$ -
North Side Dartmoor Dr. East From Chiltern Dr.	Low - Usable	\$ 3,360
South Side Dartmoor Dr. West From Thames Dr.	Medium - Difficult Use	\$ 11,760
BERKSHIRE		
West Side Of Morgantown Rd So From Berkshire Blvd	Low - Usable	\$ 2,280
West Side Of Morgantown Rd North From Berkshire Blvd	Low - Usable	\$ 6,120
North Side Of Berkshire Blvd W From Morgantown Rd	Low - Usable	\$ 2,640
North To West On Berkshire No Blvd (Outside Of Loop)	Low - Usable	\$ 15,240
South To East On Berkshire No Blvd (Outside Of Loop South Half)	Low - Usable	\$ 25,320
South Side Of Berkshire N Blvd From Berkshire To Ceejay	Low - Usable	\$ 9,600
South/East Side Of Berkshire No Blvd From Ceejay To Ceejay (Inside Of Loop)	Low - Usable	\$ 17,400
North Side Of Berkshire So Blvd From Ceejay Dr To Berkshire Blvd	Low - Usable	\$ 10,320
East Side Of Ceejay Dr North From Berkshire So Blvd	Low - Usable	\$ 2,760
Westside Of Ceejay Dr South From Berkshire North Blvd	Low - Usable	\$ 4,200
BOLIN SUBDIVISION		
West Side Jonah Trace Up To Cul-De-Sac	Low - Usable	\$ 6,840
East Side Jonah Trace Up To Cul-De-Sac	Low - Usable	\$ 5,880
North Side Jonah Trace From John'S Ct. East	Low - Usable	\$ 3,960
BRADFORD PLACE		
North Side Of Oakton Way West Of Pineleigh Way	Low - Usable	\$ 12,000
North Side Oakleigh Pkwy From Morganton Rd. To Pearcrest	Low - Usable	\$ 2,160
North Side Oakleigh Pkwy From Pearcrest Way To Oakleigh	Low - Usable	\$ 1,440
North And South Sides Of Oakleigh Ct.	High - Hazardous	\$ 8,160
East Side Of Pineleigh Way From Oakleigh Ct. To Oakton	Low - Usable	\$ 5,520
North Side Of Oakton Way East Of Pineleigh Way	Low - Usable	\$ 1,080
West And East Sides Of Oakton Circle	Medium - Difficult Use	\$ 8,160
South Side Of Oakton Way From East End Of Subdiv To Pearcrest Circle	Medium - Difficult Use	\$ 28,800
South And North Sides Of Pearcrest Circle	Low - Usable	\$ 1,680
West Side Of Pearcrest Way From Pearcrest Circle To Oakleigh	Low - Usable	\$ 960
South Side Of Oakleigh Pkwy From Pearcrest Way To 500W	Low - Usable	\$ 4,200
South Side Of Oakleigh Pkwy From Pearcrest Way To Pineleigh	Low - Usable	\$ 7,920
North And South Sides Of Pineleigh Place	Low - Usable	\$ 8,880
West Side Of Pineleigh Way From Pineleigh Place To Oakton	Low - Usable	\$ 1,200

Description	Priority	Cost
BRENTRIDGE ESTATES		
Fox Moor Terrace West Side Fox Moor Pl To Fox Moor Ln	Compliant	\$ -
Fox Moor Ln South Side Fox Moor Pl To Ridgemere Pl	Medium - Difficult Use	\$ 14,520
Fox Moor Ln North Side Fox Moor Pl To Ridgemere Pl	Medium - Difficult Use	\$ 7,920
Fox Moor Pl North Side Fox Moor Terrace To Ridgemere Pl	Low - Usable	\$ 4,200
Fox Moor Pl South Side Fox Moor Terrace To Ridgemere Pl	Low - Usable	\$ 10,800
Ridgemere Pl West Side Fox Moor Pl To Running Brook Terrace	Low - Usable	\$ 9,960
Ridgemere Pl East Side Running Brook Terrace To Ridgemere Cr	Low - Usable	\$ 4,680
Ridgemere Circle	Medium - Difficult Use	\$ 13,680
Ridgemere Pl East Side Ridgemere Cr To Fox Moor Pl	Medium - Difficult Use	\$ 9,240
Fox Moor Terrace East Side Running Brook Terrace To Fox Moor Ln	Low - Usable	\$ 6,720
Fox Moor Terrace West Side Fox Moor Pl To Running Brook Terrace	Low - Usable	\$ 5,520
Running Brook Terrace North Side Ridgemere Pl To Fox Moor Terrace	Low - Usable	\$ 6,000
Running Brook Terrace South Side Ridgemere Pl To Fox Moor Terrace	Low - Usable	\$ 4,440
Running Brook Ln West Side Ridgemere Pl To Brentridge Pkwy	Low - Usable	\$ 5,760
Running Brook Ln East Side Brentridge Pkwy To Ridgemere Pl	Low - Usable	\$ 5,640
Brentridge Pkwy South Side Running Brook Pl West To End Of Sidewalk	Low - Usable	\$ 720
Brentridge Pkwy North Side Running Brook Ln West To End Of Sidewalk	Low - Usable	\$ 240
Running Brook Pl	Low - Usable	\$ 100
Brentridge Pkwy South Side Running Brook Pl To Running Brook Ct	Low - Usable	\$ 240
Running Brook Court	Compliant	\$ -
Brentridge Pkwy North Side Running Brook Ln East To End Of Sidewalk	Compliant	\$ -
Brentridge Court	Compliant	\$ -
Bodine Place	Compliant	\$ -
Brentridge Pkwy South Side Bodine Pl West To End Of Sidewalk	Low - Usable	\$ 480
Brentridge Pkwy South Side Bodine Pl To Brentridge Ct	Low - Usable	\$ 240
Brentridge Pkwy North Side Ridgemere Way West To End Of Sidewalk	Compliant	\$ -
Ridgemere Way East Side Brentridge Pkwy To Sloan Terrace	Compliant	\$ -
Sloan Terrace North Side Brentridge Pl To Ridgemere Way	Low - Usable	\$ 12,480
Brentridge Pl South Side Sloan Terrace To Ridgemere Way	Low - Usable	\$ 7,920
Brentridge Pl North Side Ridgemere Way To Sloan Terrace	Low - Usable	\$ 14,160
Sloan Terrace South Side Ridgemere Way To Brentridge Pl	Low - Usable	\$ 13,080
BRENTWOOD		
North Side Of Driftwood Lane East From Entrance Of Brentwood	Compliant	\$ -
West Side Of Tulip Lane From Driftwood Lane	Low - Usable	\$ 960
North Side Of Driftwood Lane East From Tulip Lane	Compliant	\$ -
West Side Of Yellowwood Dr. North Of Driftwood Lane	Medium - Difficult Use	\$ 1,560
North Side Of Teakwood Lane East Of Yellowwood Dr.	Compliant	\$ -
West Side Of Laurelwood Dr. North Of Teakwood Lane	Low - Usable	\$ 240
East Side Of Laurelwood Dr. From Smith Rd. Entrance South To Inglewood Ct.	Compliant	\$ -
North And South Sides Of Inglewood Dr.	Low - Usable	\$ 840
East Side Of Laurelwood Dr. From Inglewood Ct. South To Teakwood Lane	Compliant	\$ -
North Side Of Teakwood Lane East Of Laurelwood Dr.	Low - Usable	\$ 2,040
South Side Of Teakwood Lane From Thornwood Dr. To Yellowwood Dr.	Low - Usable	\$ 960
East Side Yellowwood Dr. South From Teakwood Lane	Low - Usable	\$ 720
North Side Mahogany Dr. East From Yellowwood Dr.	Low - Usable	\$ 720
West Side Thornwood Dr. North From Mahogany Dr. To Teakwood	Compliant	\$ -
South And North Sides Sequoia Ct.	Low - Usable	\$ 1,440
East Side Thornwood Dr. South To End Of Street At Se Corner Subdiv	Low - Usable	\$ 1,680
South And North Sides Of Blackwood Ct.	Low - Usable	\$ 240
West Side Of Thornwood Dr. North From Blackwood Ct. To Blue Spruce	Low - Usable	\$ 240
South And North Sides Of Blue Spruce Ct.	Low - Usable	\$ 240
West Side Of Thornwood Dr. North From Blue Spruce Ct. To Almond	Compliant	\$ -
South And North Sides Of Almond Ct.	Low - Usable	\$ 240
West Side Of Thornwood Dr. From Almond Ct. To Mahogany Dr.	Compliant	\$ -
South Side Of Mahogany Dr. West From Thornwood Dr. To Yellowwood Dr.	Low - Usable	\$ 720

Description	Priority	Cost
South And North Sides Of Mahogany Dr. Cul-De-Sac	Low - Usable	\$ 720
West Side Of Yellowwood Dr. North From Mahogany Dr.	Low - Usable	\$ 360
South Side Of Driftwood Lane West To Subdivision Entrance At Runyon Rd.	Low - Usable	\$ 600
Runyon, South Of Driftwood, East Side	Low - Usable	\$ -
Runyon, Driftwood To Smith Valley, East Side	Low - Usable	\$ -
Smith Valley, Runyon To Laurel Wood, South Side	Low - Usable	\$ -
Smith Valley, Laurelwood To Windmill, South Side	Low - Usable	\$ -
Smith Valley, Windmill To Berry, South Side	Low - Usable	\$ -
BROCKTON MANOR		
Atherton Ln South Side Brockton Manor Dr To Dockside Dr	Low - Usable	\$ 2,280
Brockton Manor Dr East Side Atherton Ln To Woodcroft Ct	Low - Usable	\$ 3,120
Woodcroft Ct	Low - Usable	\$ 2,160
Brockton Manor Dr North Side Woodcroft Ct To Berry Rd	Low - Usable	\$ 4,800
Brockton Manor Dr South Side Berry Rd Atherton Ln	Low - Usable	\$ 7,080
Brockton Manor Dr North Side Berry Rd To Windward Dr	Low - Usable	\$ 3,000
Brockton Manor Dr South Side Windward Dr To Berry Rd	Low - Usable	\$ 2,040
Windward Dr West Side Brockton Manor Dr To Woodhaven Ct	Low - Usable	\$ 4,200
Brockton Manor S Dr South Side Woodhaven Ct To Berry Rd	Low - Usable	\$ 6,360
Brockton Manor S Dr North Side Berry Rd To Brockton Manor N Dr	Low - Usable	\$ 8,520
Berry Rd West Side Brockton Manor S Dr To Brockton Manor N Dr	Low - Usable	\$ 1,100
Berry Rd East Side Brockton Manor N Dr To Olea Court	Low - Usable	\$ 1,200
Berry Rd East Side Olea Court To Brockton Manor S Dr	Low - Usable	\$ 240
Olea Court	Compliant	\$ -
Brockton Manor S Dr South Side Berry Road To Atherton Ln	Low - Usable	\$ 1,920
Brockton Manor S Dr North Side Berry Road To Atherton Ln	Low - Usable	\$ 3,240
Highland Park Dr North Side Berry Rd To End Of Sidewalk	Low - Usable	\$ 5,640
Highland Park Dr South Side End Of Sidewalk To Gold Ct	Low - Usable	\$ 10,848
Highland Park Dr South Side Gold Ct To Dockside Dr	Low - Usable	\$ 240
Highland Park Dr North Side Dockside Dr To Berry Rd	Low - Usable	\$ 3,360
Berry Rd East Side Highland Park Dr To Brockton Manor S Dr	Low - Usable	\$ 8,280
Berry Rd West Side Cobblestone Dr To Brockton Manor S Dr	Low - Usable	\$ 240
Berry Rd West Side Cobblestone Dr To Highland Park Dr	Low - Usable	\$ 2,760
Cobblestone Dr North Side Berry Rd To End Of Sidewalk	Low - Usable	\$ 3,840
Cobblestone Dr South Side Berry Rd To End Of Sidewalk	Low - Usable	\$ 2,880
BROOKHAVEN		
Cr550W, Haven Ridge Pass To North End Of Walk, East Side	Low - Usable	\$ 22,800
Cr550W, Haven Ridge Pass To Olive Branch, East Side	Low - Usable	\$ 9,360
Olive Branch, Cr550W To Lavender, North Side	Low - Usable	\$ 1,680
Olive Branch, East Of Lavender, North Side	Low - Usable	\$ 1,440
East Side Of Windswept Dr/Oakvista From Lavendar To Cascade	Low - Usable	\$ 1,200
East Side Of Windswept Dr From Cascade To Lavender	Low - Usable	\$ 2,040
South/West Side Of Windswept Dr From Cascade To Lavender	Low - Usable	\$ 1,440
West Side Of Windswept Dr From Cascade To Lavender	Low - Usable	\$ 240
East Side Of Lavender Ln Windswept To Cascade	Low - Usable	\$ 720
East Side Of Lavender Ln Cascade Dr To Havenridge	Low - Usable	\$ 2,520
East Side Of Lavender Ln Havenridge To Mithaven	Low - Usable	\$ 1,560
West Side Of Lavender Ln Mithaven To Havenridge	Low - Usable	\$ 3,480
West Side Of Lavender Ln Havenridge To Oakvista	Low - Usable	\$ 2,760
East Side Of Stormhaven Way South Of Havenridge	Low - Usable	\$ 2,400
East Side Of Stormhaven Way From Havenridge To Mithaven	Low - Usable	\$ 600
Ivory Ct Cul De Sac	Medium - Difficult Use	\$ 2,640
West Side Of Stormhaven From Havenridge Pass To Mithaven	Low - Usable	\$ 3,600
West Side Of Stormhaven South Of Havenridge Pass	Low - Usable	\$ 960
Cascade Dr North And South Sides	Low - Usable	\$ 960
Havenridge Pass East Of Lavender To Cul De Sac	Low - Usable	\$ 3,120

Description	Priority	Cost
Havenridge Pass West Of Lavender To Cr 550	Medium - Difficult Use	\$ 11,520
South Side Of Mistyhaven Ln	Low - Usable	\$ 2,760
North Side Of Mistyhaven Ln	Low - Usable	\$ 1,080
BROOKSTONE		
South Side Of Steven Dr Bluff Rd To Wild Rose Ln	Low - Usable	\$ 13,200
North Side Of Steven Dr West Bluff Dr To Wild Rose Ln	Medium - Difficult Use	\$ 11,280
South Side Of Brookstone Ln Wild Rose Ln To Scott	Low - Usable	\$ 12,648
North Side Of Brookstone Ln East From Wild Rose Ln	Low - Usable	\$ 6,768
South Side Of Heritage Ln West Of N Scott Dr	Low - Usable	\$ 8,040
North Side Of Heritage Ln West Of N Scott Dr	Low - Usable	\$ 3,840
South Side Of Red Stone Dr From Wild Rose To N Scott Dr	Low - Usable	\$ 7,080
North Side Of Red Stone Dr From Wild Rose To N Scott Dr	Low - Usable	\$ 5,280
South Side Of Red Hawk Ln From W Cul De Sac To E Cul De Sac	Low - Usable	\$ 13,440
North Side Of Red Hawk Ln From W Cul De Sac To E Cul De Sac	Low - Usable	\$ 10,920
West Side Of Wild Rose Lane From Brookstone Ln To Steven	Medium - Difficult Use	\$ 8,520
West Side Of Wild Rose Ln From Steven Dr To Red Hawk	Medium - Difficult Use	\$ 6,120
East Side Of Wild Rose Ln Red Hawk Ln To Red Stone	Low - Usable	\$ 4,032
East Side Of Wild Rose Ln From Red Stone Ln To Brookstone	Low - Usable	\$ 8,160
East Side Of N Scott Dr North From Brookstone Ln To Cul-De-Sac	Low - Usable	\$ 13,080
West Side Of N Scott Dr North Of Red Stoneln	Low - Usable	\$ 3,480
West Side Of N Scott Dr From Red Stone To Heritage	Low - Usable	\$ 2,400
West Side Of N Scott Dr From Heritage To Brookstone	Compliant	\$ -
BUCKMOOR		
South Side Of Buckmoor Pkwy East From Bridge	High - Hazardous	\$ 9,840
North Side Of Buckmoor Pkwy West From 135	Medium - Difficult Use	\$ 5,760
Turkey Pen Dr And Turkey Pen Circle	Medium - Difficult Use	\$ 14,640
North Side Of Buckmoor Pkwy West From Turkey Run	Medium - Difficult Use	\$ 4,680
North Side Of Buckmoor Pkwy West From Mount Brook	Medium - Difficult Use	\$ 7,080
South Side Buckmoor Pkwy West From Wentworth And Cul De Sac	Medium - Difficult Use	\$ 5,400
Wentworth Cul De Sac Both Sides	Medium - Difficult Use	\$ 4,560
South Side Of Buckmoor Pkwy East From Wentworth	Medium - Difficult Use	\$ 5,520
Buckmoor Ct Both Sides	Medium - Difficult Use	\$ 7,200
Buckmoor Circle Both Sides	Medium - Difficult Use	\$ 2,520
Mount Brook Ct East Side	Medium - Difficult Use	\$ 9,120
Mount Brook Ct West Side	Medium - Difficult Use	\$ 4,680
North Side Of Wembly / Shortridge Dr	High - Hazardous	\$ 4,800
South/East Side Of Wembly / Shortridge Dr	Medium - Difficult Use	\$ 6,000
Blake Circle, Stella To White Ash & Cul De Sac	Low - Usable	\$ 480
Blake Circle, White Ash To Stella, South Side	Low - Usable	\$ 480
CALVERT FARMS		
Olive Branch, Calvert Farms Entry To West, South Side	Compliant	\$ -
Olive Branch, Calvert Farms Entry To East, South Side	Low - Usable	\$ 4,560
East Side Of Calvert Farms Dr South From Olive Branch Rd	Low - Usable	\$ 3,600
North Side Of Harness Dr	Low - Usable	\$ 3,600
Coral Ct From Harness Dr To Cul De Sac	Compliant	\$ -
East Side Of Calvert Farms Dr South Of Harness Dr	Low - Usable	\$ 6,720
West Side Of Calvert Farms Dr South Of Harness Dr	Low - Usable	\$ 1,800
North Side Of Golden Field Dr West From Calvert Farms Dr	Low - Usable	\$ 2,040
West Side Of Golden Field Dr South From Cul De Sac	Low - Usable	\$ 2,280
East Side Of Golden Field Dr South From Cul De Sac	Low - Usable	\$ 1,560
West Side Of Calvert Farms Dr South Of Olive Branch	Low - Usable	\$ 1,320
DEERFIELD		
Deer Field Dr South Side Deerfield Ct To End Of Sidewalk	Low - Usable	\$ 10,200

Description	Priority	Cost
Deerfield Court	Medium - Difficult Use	\$ 15,240
Deerfield Dr North Side Lowe Creek Dr To End Of Sidewalk	Low - Usable	\$ 8,040
Deerfield Dr South Side Deerfield Ct To End Of Sidewalk	Low - Usable	\$ 240
Deerfield Dr North Side Lowe Creek Dr To End Of Sidewalk	Medium - Difficult Use	\$ 600
Deerwood Ct North Side End Of Sidewalk To Deerwood Pkwy	Low - Usable	\$ 16,800
Deerwood Ct South Side Lowe Creek Dr To End Of Sidewalk	Low - Usable	\$ 4,560
Deerwood Ct South Side Lowe Creek Rd To Deerwood Dr	Low - Usable	\$ 7,200
Deerwood Drive	Low - Usable	\$ 13,080
Deerwood Dr North Side Deerwood Ct To Mullinix Rd	Low - Usable	\$ 4,440
Deerwood Ct East Side Deerwood Dr To Deerwood Pkwy	Low - Usable	\$ 4,680
Deerwood Pkwy East Side Deerwood Ct To Deercross Pl	Low - Usable	\$ 240
Deerwood Pkwy West Side Deercross Pl To Deercross Rd	Low - Usable	\$ 2,280
Deercross Pl South Side Deerwood Pkwy To Fawnwood Dr	Low - Usable	\$ 1,920
Fawnwood Dr South Side Deercross Pl To Mullinix Rd	Low - Usable	\$ 240
Fawnwood Dr North Side Deercross Pl To Mullinix Rd	Low - Usable	\$ 240
Deercross Pl East Side End Of Sidewalk To Fawnwood Dr	Compliant	\$ -
Whitetail Run North Side Deercross Pl To Whitetail Ct	Low - Usable	\$ 8,640
Whitetail Run North Side Whitetail Ct To Deerstand Rd	Low - Usable	\$ 4,800
Whitetail Run North Side Deerstand Rd To Deerstand Rd	Low - Usable	\$ 3,480
Whitetail Run South Side Deerstand Rd To Deercross Pl	Low - Usable	\$ 3,120
Whitetail Run South Side Deercross Pl To Deercross Pl	Low - Usable	\$ 12,600
Deercross Pl North Side Whitetail Run To Whitetail Run	Low - Usable	\$ 2,160
Deercross Pl South Side Whitetail Run To Deerwood Pkwy	Low - Usable	\$ 1,680
Deerstand Rd East Side Whitetail Run To Whitetail Run	Low - Usable	\$ 9,240
Deerstand Rd North Side Whitetail Run To Whitetail Run	Medium - Difficult Use	\$ 360
EAGLE GLEN		
Old Eagle Way, Chancellor Dr To Eagle Trace Columns, Both Side	Low - Usable	\$ 8,880
Chancellor Cul De Sac	Low - Usable	\$ 16,800
Chancellor, West Of Old Eagle Way, Both Sides	Low - Usable	\$ 33,600
Old Eagle Way, Chancellor To Silver Leaf, West Side	Low - Usable	\$ 7,200
Old Eagle Way Cul De Sac, Both Sides	Low - Usable	\$ 12,840
Old Eagle Way, Chancellor To Silverleaf, East Side	Low - Usable	\$ 9,600
Silverleaf, Old Eagle Way To Wyncrest, South Side	Low - Usable	\$ 7,680
Wyncrest Court	Low - Usable	\$ 6,480
Silverleaf, Wyncrest To Smith Valley, East Side	Low - Usable	\$ 13,320
Smith Valley, Silverleaf East	Low - Usable	\$ 3,960
Smith Valley, Silverleaf To West	Low - Usable	\$ 6,000
Silverleaf, Smith Valley To Old Eagle Way, West Side	Low - Usable	\$ 19,560
EAGLE TRACE		
East Side Of Eagle Trace Dr From Eagle Valley Dr To Eagle Crest	High - Hazardous	\$ 11,400
North Side Of Eagle Trace Dr From Eagle Crest Dr To Bent Tree Ln	High - Hazardous	\$ 5,520
North Side Of Eagle Trace Dr West From Bent Tree Ln	Medium - Difficult Use	\$ 11,400
E/S Side Of Bent Tree Pl (Inside Loop)	High - Hazardous	\$ 13,200
North Side Of Bent Tree Pl (Outside Loop)	High - Hazardous	\$ 22,080
Cul De Sac Of Bent Tree Pl	Medium - Difficult Use	\$ 9,360

Description	Priority	Cost
South Side Of Eagle Trace From Bent Tree Pl To Bent Tree Ln	Medium - Difficult Use	\$ 9,000
South Side Of Eagle Trace Dr From Bent Tree Ln To Olive Branch	High - Hazardous	\$ 18,000
Bent Tree Ln South Of Eagle Trace Dr	High - Hazardous	\$ 18,240
Eagle Trace Ct Both Sides	High - Hazardous	\$ 21,600
East Side Of Eagle Valley Dr From Eagle Trace Dr To Eagle Valley Ct	High - Hazardous	\$ 11,880
Eagle Valley Ct Cul De Sac	High - Hazardous	\$ 2,400
East Side Eagle Valley Dr From Eagle Valley Ct To Golden Eagle	High - Hazardous	\$ 5,160
Golden Eagle Ct Cul De Sac	High - Hazardous	\$ 6,600
Soaring Eagle Cul De Sac West Of Soaring Eagle Dr	Medium - Difficult Use	\$ 4,200
West Side Eagle Valley Dr From Soaring Eagle Dr To Eagle Trace	High - Hazardous	\$ 20,040
Eagle Crest Ct Both Sides	High - Hazardous	\$ 12,600
Eagle View Ct Both Sides	High - Hazardous	\$ 5,400
Eaglet Ct Both Sides	High - Hazardous	\$ 6,600
Eagle Emblem Ct Both Sides	High - Hazardous	\$ 2,520
East Side Soaring Eagle Dr From Eagle Valley Dr To Eaglet Ct	Medium - Difficult Use	\$ 4,680
North Side Eagle Nest Dr From Eaglet Ct To Old Eagle Way	High - Hazardous	\$ 7,200
West Side Eagle Crest Dr From Old Eagle Way To Eagle Trace	High - Hazardous	\$ 9,600
East Side Eagle Crest Dr From Eagle Trace To Old Eagle Way	High - Hazardous	\$ 12,000
South Side Eagle Nest Dr From Old Eagle Dr To Eaglet Ct	Medium - Difficult Use	\$ 5,880
West Side Soaring Eagle Dr From Eaglet Ct To Eagle Valley	High - Hazardous	\$ 6,000
Hartwick Court	Medium - Difficult Use	\$ 8,160
EAGLE'S VALLEY		
Williamsburg Court	Low - Usable	\$ 9,120
Williamsburg Ln South Side Williamsburg Ct To Nineveh Rd	Medium - Difficult Use	\$ 6,360
Williamsburg Ln South Side Williamsburg Ct To Woodruff Ln	Medium - Difficult Use	\$ 5,040
Williamsburg Ln North Side Woodruff Ln To Nineveh Rd	Medium - Difficult Use	\$ 11,592
Woodruff Ln East Side Williamsburg Ln To Nineveh Ln	Low - Usable	\$ 1,080
Woodruff Ct Cul De Sac	Low - Usable	\$ 9,024
Nineveh Ln North Side Woodruff Ln To Daybread Dr	Medium - Difficult Use	\$ 15,528
Millikan Court	Medium - Difficult Use	\$ 10,320
Nineveh Ln South Side Daybread Dr To Millikan Ct	Low - Usable	\$ 3,840
Daybread Dr West Side Nineveh Ln To To Marshall Dr	Low - Usable	\$ 480
Daybread Dr East Side Nineveh Ln To Marshall Dr	Low - Usable	\$ 9,072
Marshall Dr South Side Daybread Dr To Woodruff Ln	Low - Usable	\$ 10,680
Marshall Dr North Side Daybread Dr To Woodruff Ln	Low - Usable	\$ 6,768
Woodruff Ln East Side Williamsburg Ln To Marshall Dr	Low - Usable	\$ 240
Woodruff Ln West Side Drybread Ln To Marshall Dr	Medium - Difficult Use	\$ 13,152
FAIR OAKS		
West Side Elmscourt Cir North From Auburn Rd	Medium - Difficult Use	\$ 5,640
South Side Auburn Ford From 500W To Hawthorn Lane	Medium - Difficult Use	\$ 2,880
West Side Of Hawthorne Ln South Of Auburn Ford	High - Hazardous	\$ 2,640
North Side Of Auburn Ford From Hawthorne Ln To Elmscourt	Low - Usable	\$ 3,000
West Side Of Hawthorne Ln North From Auburn Fd To Linden Ridge	Low - Usable	\$ 3,000
East Side Of Linden Ridge From Hawthorne Ln To Fair Oaks	Medium - Difficult Use	\$ 4,800
East Side Of Linden Ridge North From Fair Oaks	Medium - Difficult Use	\$ 3,120
West Side Of Fair Oaks Trce	Medium - Difficult Use	\$ 6,000
North Side Of Hawthorne From Linden Ridge To Myrtle Terrace	Medium - Difficult Use	\$ 7,440
West Side Of Melrose Ln	Medium - Difficult Use	\$ 11,880
West Side Of Myrtle Terrace From Hawthorne To Myrtle Ln	Medium - Difficult Use	\$ 9,720
North Side Of Myrtle Ln From Myrtle Terrace To Auburn Ford	Medium - Difficult Use	\$ 2,160
West Side Of Auburn Ford South Of Myrtle Ln	Medium - Difficult Use	\$ 7,320
West Side Of Auburn Ford From Hawthorne To Myrtle Ln	Medium - Difficult Use	\$ 7,800
North Side Of Myrtle Ln West From Auburn Ford	Medium - Difficult Use	\$ 8,280
South Side Of Brier Dr From Myrtle Terrace To Hazy Ln	Low - Usable	\$ 1,440

Description	Priority	Cost
FOREST HILLS		
Arden Pl East Side Abberton Dr To Brentridge Pkwy	Low - Usable	\$ 4,080
Arden Pl West Side Brentridge Pkwy To Abberton Dr	Low - Usable	\$ 10,200
Shawnee Court	Low - Usable	\$ 2,880
Dry Ridge Court	Low - Usable	\$ 3,000
Osprey Dr South Side Forest Hills Blvd To Waldon Dr	Low - Usable	\$ 4,800
Waldon Court	Low - Usable	\$ 4,920
Forest Hills Blvd West Side Waldon Dr To Stones Crossing Rd	Medium - Difficult Use	\$ 8,280
Forest Hills Blvd East Side Waldon Dr To Stones Crossing Rd	Medium - Difficult Use	\$ 8,400
Waldon Dr South Side Forest Hills Blvd To Osprey Dr	Low - Usable	\$ 1,200
Waldon Dr North Side Forest Hills Blvd To Osprey Dr	Compliant	\$ -
Osprey Dr West Side Waldon Dr To End Of Sidewalk	Low - Usable	\$ 5,760
Osprey Dr East Side End Of Sidewalk To Waldon Dr	Low - Usable	\$ 240
Osprey Dr North Side Waldon Dr To Forest Hills Blvd	Low - Usable	\$ 240
Forest Hills Blvd North Side Waldon Dr To Osprey Dr	Low - Usable	\$ 8,400
Forest Hills Blvd South Side Osprey Dr To Waldon Dr	Low - Usable	\$ 4,200
Abberton Dr West Side Osprey Dr To Shawnee Ct	Low - Usable	\$ 3,960
Abberton Dr North Side Shawnee Ct To Arden Pl	Low - Usable	\$ 240
Waldon Dr East Side Arden Pl To Osprey Dr	Compliant	\$ -
Waldon Dr West Side Osprey Dr To Dry Ridge Ct	Low - Usable	\$ 5,400
Stones Crossing Rd North Side Forest Hills Blvd To End Of Sidewalk	High - Hazardous	\$ 4,560
Stones Crossing Rd North Side Forest Hills Blvd To End Of Sidewalk	High - Hazardous	\$ 6,120
FOXBERRY TRACE		
Smith Valley, Berry To Gateshead, South Side	Low - Usable	\$ 8,160
Berry, Smith Valley To School Entrance, West Side	Low - Usable	\$ 10,440
North Side Of Chelsea Terrace East From Gateshead Lane	Low - Usable	\$ 240
East Side Of Lionshead Lane South From Chelsea Terrace To Ramsgate Rd.	Low - Usable	\$ 840
East Side Of Chancellor Dr. South Of East Subdiv Line To Eyebrow Cul-De-Sac	Low - Usable	\$ -
Eyebrow Cul-De-Sac On East Side Chancellor Dr.	Low - Usable	\$ 1,920
East Side Chancellor Dr. From Eyebrow Cul-De-Sac South To Chantry Way	Low - Usable	\$ 4,920
North And South Sides Of Chantry Way Cul-De-Sac	Low - Usable	\$ 480
South Side Of Chantry Way/West Side Ramshead Rd. From Chancellor Dr. West, Then North To Queensgate Dr.	Low - Usable	\$ 1,560
South Side Queensgate Dr. West To Berry Rd. Subdiv Entrance	Low - Usable	\$ 360
West Side Ramsgate Rd./Chelsea Terrace North From Queensgate Dr. To Gateshead Lane	Low - Usable	\$ 600
East Side Of Queensgate Dr. South To Ramsgate Rd.	Low - Usable	\$ 360
East Side Of Ramsgate Rd. South To Lionshead Lane	Low - Usable	\$ -
HICKORY ESTATES		
Hickory Estates, East Side Entry To Walnut	Low - Usable	\$ 240
Hickory Estates, Walnut To Chestnut East, East Side	Low - Usable	\$ 240
Chestnut Court East, South Side	Compliant	\$ -
Hickory Estates, South Of Chestnut, East Side	Low - Usable	\$ 1,200
Chestnut Ct West, North Side	Low - Usable	\$ 2,040
Hickory Estates, Entry To Chestnut Ct, West Side	Low - Usable	\$ 600
Cr500W, East Of Hickory Estates	Compliant	\$ -
Cr500W, West Of Hickory Estates	Low - Usable	\$ 50
HICKORY STICK		
Thompson Blvd, East Side, Hickory Ridge Blvd To Lexington Row	Low - Usable	\$ 2,520
Thompson Blvd, East Side, Lexington Row To Hickory Grove Blvd	Low - Usable	\$ 47,640
Thompson Blvd, East Side, Hickory Grove Blvd To Whiteland Rd	Low - Usable	\$ 18,720
Thompson Blvd, West Side, Heatherwood Blvd To Whiteland Rd	Low - Usable	\$ 13,320
Thompson Blvd, West Side, Heatherwood Blvd To Heatherwood Blvd	Low - Usable	\$ 8,400

Description	Priority	Cost
Thompson Blvd, West Side, Heatherwood Blvd To Rainmaker Row	Low - Usable	\$ 3,720
Thompson Blvd, West Side, Rainmaker Row To Shadow Ridge Blvd	Low - Usable	\$ 35,280
Thompson Blvd, West Side, Shadow Ridge Blvd To Smokey Row Rd	Low - Usable	\$ 240
Thompson Blvd, East Side, Smokey Row Rd To Harveys Path	Low - Usable	\$ 10,320
Thompson Blvd, East Side, Harveys Path To Hickory Ridge Blvd	Low - Usable	\$ 13,200
HEATHERWOOD VILLAGE AT HICKORY STICK		
Heatherwood Blvd (Outer Loop) Hickory Stick Blvd To Hickory Stick Blvd	Low - Usable	\$ 9,480
Heatherwood Blvd (Inner Loop) Hickory Stick Blvd To Hickory Stick Blvd	Low - Usable	\$ 15,840
LEXINGTON GREEN AT HICKORY STICK		
Thompson Row	Low - Usable	\$ 13,200
Lexington Row	Compliant	\$ -
RAINTREE VILLAGE AT HICKORY STICK		
Rainmaker Row, Thompson To Raintree, South Side	Low - Usable	\$ 4,440
Raintree, South Cul De Sac Both Sides	Low - Usable	\$ 12,240
Raintree, Rainmaker To Cul De Sac, East Side	Low - Usable	\$ 4,920
Rainmaker, South Cul De Sac To Rainwater S, West Side	Low - Usable	\$ 7,200
Rainmaker, Rainwater S To Rainwater N, West Side	Low - Usable	\$ 50
Raintree Blvd, N Of Rainwater N, Both Sides	Under Construction	N/A
Rainwater, East Side	Low - Usable	\$ 18,000
Rainwater, West Side	Low - Usable	\$ 9,000
Raintree, Rainwater N To Rainwater S	Low - Usable	\$ 7,392
Raintree, Rainwater To Rainmaker, East Side	Compliant	\$ -
Rainmaker, Thompson To Raintree, North Side	Compliant	\$ -
HICKORY RIDGE VILLAGE AT HICKORY STICK		
Hickory Ridge Row	Low - Usable	\$ 9,360
Hickory Ridge Blvd, East Side, Hickory Ridge Row To End Of Sidewalk	Low - Usable	\$ 24,000
Hickory Ridge Blvd, West Side, End Of Sidewalk To Hickory Ridge Row	Low - Usable	\$ 3,840
Hickory Ridge Blvd, North Side, Hickory Ridge Row To Thompson Blvd	Low - Usable	\$ 28,200
Hickory Ridge Blvd, South Side, Hickory Wood Row To Hickory Wood Row	Low - Usable	\$ 6,600
Hickory Ridge Blvd, South Side, Hickory Wood Row To Thompson Blvd	Low - Usable	\$ 3,120
Hickory Ridge Blvd, South Side, Hickory Wood Row To Hickory Ridge Row	Low - Usable	\$ 5,520
Hickory Wood Row (Inner Loop)	Low - Usable	\$ 11,040
Hickory Wood Row (Outer Loop)	Low - Usable	\$ 19,080
STONEY VILLAGE AT HICKORY STICK		
North Side Of Hickory Ridge Blvd, East From Hickory Stick/Thompson Blvd	Low - Usable	\$ 5,880
West And East Sides Of Diamond Row	Low - Usable	\$ 20,280
North Side Of Hickory Ridge From Diamond Row To Diamond Ridge	Low - Usable	\$ 3,840
North And South Sides Of Diamond Ridge	Medium - Difficult Use	\$ 18,960
Hickory Ridge Blvd, South Of Diamond Ridge, East Side	Low - Usable	\$ 14,256
West/ South Sides Of Hickory Ridge Blvd	Low - Usable	\$ 13,320
SHADOW RIDGE VILLAGE WEST AT HICKORY STICK		
Shadow Ridge, Thompson To Shady Pointe, North Side	Low - Usable	\$ 13,440
Shady Pointe, North Of Shadow Ridge, East Side	Compliant	\$ -
Shady Pointe, West Side	Low - Usable	\$ 6,000
Shady Pointe, South Of Shadow Ridge, East Side	Low - Usable	\$ 5,160
Shadow Ridge, Thompson To Shady Pointe, South Side	Low - Usable	\$ 18,000
SHADOW RIDGE VILLAGE EAST AT HICKORY STICK		
Harveys Path, All Sides	Low - Usable	\$ 9,480
Marcella, All Sides	Low - Usable	\$ 20,400
HIGHLAND PARK		
Eagle Trace Dr West Side Lanarkshire Dr To Olive Branch Rd	Low - Usable	\$ 720
Eagle Trace Dr East Side Lanarkshire Dr To Olive Branch Rd	Low - Usable	\$ 720
Eagle Trace Dr East Side Lanarkshire Dr To Lanarkshire Dr	Low - Usable	\$ 480
Eagle Trace Dr West Side Lanarkshire Dr To Lanarkshire Dr	Low - Usable	\$ 17,040
Lanarkshire Dr West Side Eagle Trace Dr To Eagle Trace Dr	Low - Usable	\$ 4,920
Lanarkshire Dr South Side Eagle Trace Dr To Eagle Trace Dr	High - Hazardous	\$ 720

Description	Priority	Cost
Eagle Trace Dr South Side Lanarkshire Dr To Caledonian Ct	Low - Usable	\$ 3,720
Eagle Trace Dr North Side Caledonian Ct To Lanarkshire Dr	Low - Usable	\$ 360
Caledonian Court North	Low - Usable	\$ 6,960
Caledonian Court South	Low - Usable	\$ 3,480
Eagle Trace Dr North Side Caledonian Ct To Dockside Dr	Low - Usable	\$ 3,120
Eagle Trace Dr South Side, Caledonian Ct To Cheviot Ct	Low - Usable	\$ 500
Cheviot Court	Low - Usable	\$ 8,520
Highland Park Dr South Side, Cheviot Court To Dockside Dr	Low - Usable	\$ 2,760
Highland Park Dr North Side Caledonian Ct To Dockside Dr	Compliant	\$ -
Dockside Dr East Side South Entrance To Highland Park Dr	Low - Usable	\$ 1,440
Dockside Dr West Side Highland Park Dr To South Entrance	Low - Usable	\$ 2,520
Dockside Dr West Side Highland Park Dr To Lomond Ct	Low - Usable	\$ 2,880
Lomond Court	Low - Usable	\$ 9,360
Dockside Dr West Side Atherton Ln To Lomond Ct	Low - Usable	\$ 1,680
Dockside Dr East Side Atherton Ln To Highland Park Dr	Compliant	\$ -
Atherton Ln North Side Dockside Dr To Brockton Manor Dr	Low - Usable	\$ 8,040
Dockside Cul De Sac	Compliant	\$ -
INNISBROOKE		
East Side Innisbrooke Tr From Crooked Stick Ct To Innisbrook Ave	Low - Usable	\$ 3,840
South Side Of Innisbrooke Lane	Low - Usable	\$ 1,800
North Side Of Innisbrooke Lane	Low - Usable	\$ 1,800
North Side Of Innisbrooke Pl	Low - Usable	\$ 1,800
South Side Of Innisbrooke Pl	Low - Usable	\$ 1,800
West Side Of Innisbrooke Ave From Innisbrooke Pl To Innisbrooke Ct	Low - Usable	\$ 9,600
South Side Of Innisbrooke Av From Innisbrooke Ct To Innisbrooke Tr	Low - Usable	\$ 7,080
South Side Of Innisbrooke Av East From Innisbrooke Tr	Low - Usable	\$ 6,840
North Side Of Innisbrooke Av Nw From Culdesac	Low - Usable	\$ 8,040
East Side Of Innisbrooke Dr North From Innisbrooke Ave	Low - Usable	\$ 6,120
West Side Of Innisbrooke Dr North From Innisbrooke Ave	Low - Usable	\$ 4,080
East Side Of Innisbrooke Ave From Innisbrooke Dr To Innisbrooke Ln	Low - Usable	\$ 12,960
West Side Of Innisbrooke Tr From Innisbrooke Av To Crooked Stick	Low - Usable	\$ 8,640
West Side Of Innisbrooke Tr From Crooked Stick Av To Inni Way	Low - Usable	\$ 8,640
West / East Sides Of Inni Way	Low - Usable	\$ 2,640
South Side Of Innisbrooke Trail From Inni Way To Cul-De-Sace	Low - Usable	\$ 2,400
North/East Side Of Innisbrooke Trail From Cul De Sac To Crooked Stick	Low - Usable	\$ 6,840
South Side Of Crooked Stick Ct From Innisbrooke Tr To Racquet Ct	Low - Usable	\$ 3,360
West Side Racquet Ct	Low - Usable	\$ 1,080
East Side Racquet Ct	Low - Usable	\$ 1,080
South Side Crooked Stick Ct From Racquet Ct	Low - Usable	\$ 1,440
North Side Crooked Stick Ct From Cul De Sac	High - Hazardous	\$ 5,160
KENSINGTON GROVE		
Chancery Blvd West Side Bloomsbury S To Stone Crossing Rd	Low - Usable	\$ 2,400
Chancery Blvd East Side Stone Crossing Rd To Coventry Ln	Low - Usable	\$ 2,880
Chancery Blvd West Side Bloomsbury S To Coventry Ln	Low - Usable	\$ 2,880
Bloomsbury N North Side Chancery Blvd To Baywater Ct	Compliant	\$ -
Baywater Court	Medium - Difficult Use	\$ 6,720
Bloomsbury N South Side Chancery Blvd To Bloomsbury S	Low - Usable	\$ 6,480
Bloomsbury S (Outer Sidewalk Loop)	Low - Usable	\$ 21,600
Bloomsbury S (Inner Sidewalk Loop)	Low - Usable	\$ 9,240
Bloomsbury Court	Low - Usable	\$ 4,320
Coventry Ln North Side Chancery Blvd To Westbourne Ct	Low - Usable	\$ 4,800
Coventry Ln South Side Chancery Blvd To Ashby Ct	Low - Usable	\$ 12,120
Ashby Ct West Side Coventry Ln To Camden Ln	Compliant	\$ -
Ashby Ct East Side Camden Ln To Coventry Ln	Low - Usable	\$ 4,800
Ashby Court	Low - Usable	\$ 5,280

Description	Priority	Cost
Camden Lane (West Cul De Sac)	Low - Usable	\$ 6,240
Camden Lane North Side Ashby Court To Cromwell Ct	Low - Usable	\$ 16,080
Camden Lane, Cromwell To Ashby, South Side	Compliant	\$ -
Camden Court	Low - Usable	\$ 2,520
Cromwell Court	Low - Usable	\$ 15,600
Chancery Blvd South Side Cromwell Ct To Haverstock Cir	Low - Usable	\$ 600
Chancery Blvd North Side Haverstock Cir To Camberly Ct	Medium - Difficult Use	\$ 12,960
Haverstock Circle (North)	Low - Usable	\$ 2,040
Camberly Court	Low - Usable	\$ 1,680
Chancery Blvd North Side Camberly Court To Co Rd 500 W	Low - Usable	\$ 4,200
Cr500W, Kensington Grove, South, West Side	Low - Usable	\$ 2,160
Cr500W, North Of Kensington Grove, West Side	Low - Usable	\$ 1,200
Osterly Court	Medium - Difficult Use	\$ 4,560
Aldersgate Dr	Low - Usable	\$ 600
Haverstock Circle (South)	Medium - Difficult Use	\$ 4,200
Chancery Blvd North Side Shadwell Place To Haverstock Cir	Medium - Difficult Use	\$ 16,200
Shadwell Pl East Side Chancery Blvd To Shadwell Ct	Low - Usable	\$ 8,760
Shadwell Court	Low - Usable	\$ 4,440
Coventry Ln North Side Shadwell Court To Chancery Blvd	Low - Usable	\$ 9,480
Coventry Ln/Shadwell Pl South Side Chancery Blvd To Chancery Blvd	Low - Usable	\$ 8,520
Chancery Blvd South Side Cromwell Court To Coventry Ln	Low - Usable	\$ 13,440
Chancery Blvd North Side Coventry Ln To Shadwell Pl	Low - Usable	\$ 6,840
Abbotsbury Court	Low - Usable	\$ 10,320
Aldwych Court	Low - Usable	\$ 3,240
Westbourne Court	Low - Usable	\$ 10,320
Westbourne Court East/West Side Aldwych Court To Coventry Ln	Low - Usable	\$ 1,500
Coventry Ln West Side Westbourne Court To Travis Rd	Low - Usable	\$ 240
Coventry Ln East Side Travis Rd To Ashby Court	Low - Usable	\$ 240
Travis Rd North Side Coventry Ln To End Of Sidewalk To West	Low - Usable	\$ 240
Travis Rd North Side Coventry Ln To End Of Sidewalk To East	Compliant	\$ -
LINCOLN PARK		
West Side Of Lincoln Park Blvd So From County Line To Lincoln Park West	Medium - Difficult Use	\$ 720
West Side Of Lincoln Park West Dr (Outside Of Loop)	Medium - Difficult Use	\$ 26,160
East Side Of Lincoln Park East Dr (Outside Of Loop)	Low - Usable	\$ 26,160
East Side Of Lincoln Park Dr North From Lincoln Park East Dr	Low - Usable	\$ 2,040
East Side Of Lincoln Park W Dr (Inside Of Loop)	Low - Usable	\$ 21,312
West Side Of Lincoln Park East Dr (Inside Of Loop)	Medium - Difficult Use	\$ 2,256
MAKENA RIDGE		
East Side Of Hazy Ln South Of Brier	Low - Usable	\$ 1,560
Brier Dr East Of Hazy Ln - N And So Sides	Low - Usable	\$ 5,400
East Side Of Hazy Ln From Brier To Riviera	Low - Usable	\$ 3,600
Riviera Ct North And South	Medium - Difficult Use	\$ 3,360
East Side Of Hazy Ln From Riviera To Makena Ridge Ln	Low - Usable	\$ 2,160
Makena Ridge Lane North And South	Medium - Difficult Use	\$ 4,320
East Side Of Hazy Ln North Of Makena Ridge	Medium - Difficult Use	\$ 5,760
West Side Of Hazy Ln North Of Brier Dr	Medium - Difficult Use	\$ 108,960
West Side Of Hazy Ln South Of Brier Dr	Low - Usable	\$ 10,800
OLIVE BRANCH MANOR		
South And North Side Yorkshire Dr	Medium - Difficult Use	\$ 4,800
Derbyshire Dr/Shore Dr Both Sides	Medium - Difficult Use	\$ 3,240
Wilshire Dr North Of Yorkshire South Of Bridge Both Sides	Medium - Difficult Use	\$ 7,344
Preston Ct Both Sides	Medium - Difficult Use	\$ 1,920
PEBBLE RUN		

Description	Priority	Cost
North Side Of Linda Way From Hall Dr To Estes	Medium - Difficult Use	\$ 12,000
West Side Of Hall Dr From Lacy Way To Tracy Jo Rd	Medium - Difficult Use	\$ 10,440
West Side Of Jaynes Cir	Low - Usable	\$ 2,400
North Side Of Tracy Jo Rd From Estes Rd To Jaynes	Low - Usable	\$ 3,240
North Side Of Tracy Jo Rd From Estes To Ronald Ct	Low - Usable	\$ 3,480
North Side Of Tracy Jo Rd From Hall Dr To Ronald Ct	Low - Usable	\$ 360
North Side Of Tracy Jo Rd From Mary Ct To Hall Dr	Low - Usable	\$ 7,200
East Side Of Mary Ct	Low - Usable	\$ 1,200
North Side Of Tracy Jo Ct From Mary Ct To David Dr.	Low - Usable	\$ 1,560
South Side Of Tracy Jo Ct West Of David	Low - Usable	\$ 960
East Side Of David Ct From Fairview To Tracy Jo	Low - Usable	\$ 5,040
East Side Of David Ct Tracy Jo Rd To Lacy Way	Medium - Difficult Use	\$ 12,960
South Side Of Lacy Ct	Low - Usable	\$ 3,120
South Side Of Mark Ct	Low - Usable	\$ 3,840
South Side Of Lacy Way	Low - Usable	\$ 1,920
South Side Of Lacy Pl East Of Hall	Low - Usable	\$ 4,440
South Side Of Lacy Pl From Heckman To Lacy Dr	Medium - Difficult Use	\$ 13,440
West Side Of Lacy Dr From Lacy Ln To Estes	Low - Usable	\$ 3,120
North Side Of Estes Dr From Lacy Dr To Pebble Way	Low - Usable	\$ 1,800
West Side Of Pebble Way From Estes To Scott	Low - Usable	\$ 18,600
West Side Of Pebble Way From Scott To Heckman	Low - Usable	\$ 4,200
South Side Of Heckman Way From Pebble To Scott	Medium - Difficult Use	\$ 6,360
East Side Of Heckman Dr From Scott To Cave	Low - Usable	\$ 5,280
East Side Of Heckman Dr From Cave To Lacy Pl	Low - Usable	\$ 1,440
North Side Of Scott Dr From Heckman To Pebble	Medium - Difficult Use	\$ 18,000
North Side Of Estes Dr From Tracy Jo To Lacy Dr	Low - Usable	\$ 5,040
PHEASANT POINTE		
South Side Gosling Ct.	Low - Usable	\$ 1,440
West Side Game Bird Dr. South Of Gosling Ct.	Low - Usable	\$ 912
East Side Game Bird Dr. South Of Gosling Ct.	Low - Usable	\$ 2,880
South Side Of Covey Ct.	Low - Usable	\$ 552
North Side Of Partridge Dr.	Low - Usable	\$ 2,400
South And North Sides Of Partridge Ct.	Low - Usable	\$ 3,480
PRESERVE AT COPPER LEAF		
Pine Knoll Court	Low - Usable	\$ 6,360
Woodcrest Court	Low - Usable	\$ 3,792
Oakforge Way (Cul De Sac)	Low - Usable	\$ 8,760
Oakforge Way South Side Woodcrest Ct To Brooks Bend	Low - Usable	\$ 2,400
Oakforge Way North Side Brooks Bend To Woodcrest Ct	Low - Usable	\$ 840
Brooks Bend North Side Pine Knoll Ct To End Of Sidewalk	Low - Usable	\$ 4,200
Brooks Bend South Side End Of Sidewalk To Oakforge Way	Low - Usable	\$ 6,000
Brooks Bend South Side Oakforge Way To Copperleaf Blvd	Compliant	\$ -
Brooks Bend South Side Copperleaf Blvd To Summerfield Crossing	Low - Usable	\$ 5,400
Brooks Bend North Side Summerfield Crossing To Pine Knoll Ct	Low - Usable	\$ 12,960
Summerfield Crossing (Cul De Sac)	Low - Usable	\$ 3,960
Summerfield Crossing South Side Brooks Bend To Morning Side Dr	Low - Usable	\$ 2,280
Summerfield Crossing North Side Brooks Bend To Morning Side Dr	Low - Usable	\$ 4,320
Morning Side Dr East Side Summerfield Crossing To Copperwood Dr	Low - Usable	\$ 9,000
Morning Side Dr West Side Golden Hill Ct To Summerfield Crossing	Low - Usable	\$ 6,000
Morning Side Dr West Side Golden Hill Ct To Copperwood Dr	Low - Usable	\$ 4,800
Golden Hill Court	Low - Usable	\$ 2,040
Copperwood Dr North Side Copperleaf Blvd To Morningside Dr	Low - Usable	\$ 240
Copperwood Dr South Side Copperleaf Blvd To Morningside Dr	Low - Usable	\$ 1,920
Copperleaf Blvd East Side Copperwood Dr To Brooks Bend	Low - Usable	\$ 7,080
Copperleaf Blvd West Side Brooks Bend To Copperwood Dr	Low - Usable	\$ 6,000

Description	Priority	Cost
SHEFFIELD PARK		
North Side Of Kilda Dr From Orkney To New London	Low - Usable	\$ 2,040
South Side Of Kilda Dr From Prince To New London	Low - Usable	\$ 6,360
South Side Of Aquaduct Dr East Of Cr 500 W	Low - Usable	\$ 1,248
North Side Of Aquaduct Dr East Of Cr 500 W	Low - Usable	\$ 1,560
West Side Of Prince Dr So From Aquaduct Dr To Onstow	Low - Usable	\$ 2,280
South Side Of Prince Dr From On Stow Dr To Cork	Low - Usable	\$ 3,360
East Side Of New London Dr From Cork Ct To Aquaduct	Low - Usable	\$ 7,920
South Side Of Aquaduct Dr From New London Dr To Keeneland	Low - Usable	\$ 6,000
West Side Of Keeneland Ln So From Aquaduct	Low - Usable	\$ 2,880
West Side Of Rylan Circle	Low - Usable	\$ 960
East Side Of Rylan Circle	Low - Usable	\$ 5,400
East Side Of Keeneland Ln North From Rylan Ct	Low - Usable	\$ 5,640
West Side Of Keeneland Ln From Runyon Deer To Aquaduct	Low - Usable	\$ 9,240
North Side Of Aquaduct Dr From Keeneland Dr To Wales	Low - Usable	\$ 4,920
North Side Of Aquaduct Dr West From Wales Dr	Medium - Difficult Use	\$ 6,240
East Side Of Prince Dr From Kilda Dr To Cork	Medium - Difficult Use	\$ 10,080
West Side Of New London Dr From Cork Ct To Altair	Low - Usable	\$ 5,640
West Side Of New London Dr From Altair Ct To Kilda	Low - Usable	\$ 1,200
West Side Of New London Dr From Kilda Dr To Aquaduct	Low - Usable	\$ 840
South Side Of Aquaduct From New London Dr To Kilda	Medium - Difficult Use	\$ 9,600
North Side Of Kilda Dr From Prince To Orkney	Low - Usable	\$ 2,040
SMOKEY ROW ESTATES		
East Side Of Lindsey Drive Smokey Row To Streamside	Low - Usable	\$ 1,080
East And West Sides Of Lindsey Circle	Low - Usable	\$ 1,680
North And East Sides Of Streamside Dr.	Low - Usable	\$ 1,560
South And North Sides Of Shelby Circle	Low - Usable	\$ 960
West Side Of Streamside Dr.	Low - Usable	\$ 6,600
West Side Of Lindsey Drive Smokey Row To Streamside	Low - Usable	\$ 1,680
North Side Of Oakton Way	Low - Usable	\$ 840
Smokey Row Rd North Side Streamside Dr West To End Of Sidewalk	Low - Usable	\$ 12,720
Smokey Row Rd North Side Streamside Dr East To End Of Sidewalk	Low - Usable	\$ 1,320
STONE VILLAGE		
Cadogan Dr West Side Eaton Mews Ct To Stones Crossing Rd	Low - Usable	\$ 11,160
Cadogan Dr East Side Beckenham Way To Beckenham Way	Low - Usable	\$ 1,680
Cadogan Dr East Side Beckenham Way To Jackson Reed St	Low - Usable	\$ 2,160
Cadogan Dr East Side Jackson Reed St To Stones Crossing Rd	Low - Usable	\$ 2,760
Jackson Reed St South Side Rylee Ct To Cadogan Dr	Low - Usable	\$ 720
Jackson Reed St North Side Rylee Ct To Cadogan Dr	Low - Usable	\$ 2,040
Rylee Court (North End)	Low - Usable	\$ 2,304
Rylee Court (South End)	Low - Usable	\$ 4,440
Beckenham Way (Inner Loop)	Low - Usable	\$ 12,096
Beckenham Way (Outer Loop)	Low - Usable	\$ 5,640
Eaton Mews Ct	Low - Usable	\$ 8,760
Stones Crossing Rd South Side Cadogan Dr To West End Of Sidewalk	Low - Usable	\$ 240
Stones Crossing Rd South Side Cadogan Dr To East End Of Sidewalk	Compliant	\$ -
TURFWAY PARK		
Driftwood Lane, South Side, Along Runyon Rd. To Trotter Ct.	Compliant	\$ -
East And West Sides Of Trotter Ct.	Low - Usable	\$ 2,160
South Side Of Driftwood Lane, Trotter To Preakness	Low - Usable	\$ 1,200
East Side Of Preakness Dr. South From Driftwood Lane To Welton	Low - Usable	\$ 240
North And South Sides Of Welton St. East From Preakness Rd.	Low - Usable	\$ 480
East Side Of Preakness Rd. South From Welton St. To Turfway	Low - Usable	\$ 240

Description	Priority	Cost
North & South Side Of Turfway Ct.	Low - Usable	\$ 480
Eyeblow Cul-De-Sac To End Of Walk West On Welton	Low - Usable	\$ 480
West Side Of Preakness Dr. ,Turfway Ct. To Welton St.	Low - Usable	\$ 480
West Side Of Preakness Dr.,Welton Ct. To Walker St.	Low - Usable	\$ 360
North And South Sides Of Walker St.	Low - Usable	\$ 840
Preakness Dr., East Side, Walker St. To Churchill Downs Circle	Low - Usable	\$ 2,400
Churchill Downs	Low - Usable	\$ 10,080
Preakness Dr., East Side, South From Churchill Downs Circle	Compliant	\$ -
Driftwood Lane, North Side, Preakness To Along Runyon Rd.	Low - Usable	\$ 480
WAKEFIELD/WAKEFIELD WEST		
East And West Side Governors Ln	Medium - Difficult Use	\$ 16,440
E And W Sides Of Paddock Rd From Smith Valley To Gainesway Dr	Low - Usable	\$ 1,440
W Side Of Paddock Rd From Gainesway Dr To Governors Ln	Low - Usable	\$ 1,920
W Side Of Paddock Rd From Governors Ln To Wakefield Rd	Low - Usable	\$ 2,160
W Side Of Paddock Rd From Wakefield Rd To Cody	Low - Usable	\$ 1,440
W Side Of Paddock Rd From Cody Ln To Wakefield Cir	Low - Usable	\$ 2,640
North Side Of Wakefield Dr N From Innis Way/Wakefield Cir N To Fieldstone	Low - Usable	\$ 4,200
Fieldstone Pl Cul De Sac	Low - Usable	\$ 4,200
East Side Of Wakefield Cir E From Fieldstone To Potomac Ln	Low - Usable	\$ 1,560
East Side Of Wakefield Cir E From Potomac Ln To Bancroft	Low - Usable	\$ 960
East Side Of Wakefield Cir E From Bancroft Ln To Thoroughbred	Low - Usable	\$ 1,800
South Side Of Wakefield Cir E From Homestead Ln To Thoroughbred	Low - Usable	\$ 2,160
South Side Of Wakefield Cir W From Homestead Ln To Creekside	Low - Usable	\$ 240
South Side Of Wakefield Cir S From Gainesway Dr To Creekside	Low - Usable	\$ 3,120
East Side Of Paddock Rd From Culver Ln To Wakefield Cir S	Low - Usable	\$ 2,160
East Side Of Paddock Rd From Culver Ln To Cody Ln	Low - Usable	\$ 240
East/South Side Of Paddock Rd From Cody Ln To Fieldstone	Low - Usable	\$ 8,880
West Side Of Wakefield Cir East From Fieldstone To Cody	Low - Usable	\$ 8,040
West Side Of Wakefield Cir E From Cody Ln To Thoroughbred	Low - Usable	\$ 6,600
North Side Of Wakefield Cir From Thoroughbred Ln To Paddock	Low - Usable	\$ 6,840
East Side Of Paddock Rd South From Wakefield Cir S To Creekside	Low - Usable	\$ 16,800
North Side Of Creekside From Paddock To Wakefield Cir S	Low - Usable	\$ 6,000
East Side Of Creekside Dr From Paddock To Wakefield Cir S	Medium - Difficult Use	\$ 9,000
Homestead Ln Both Sides	Low - Usable	\$ 11,280
Thoroughbred Ln Both Sides	Low - Usable	\$ 31,680
West Side Of Sutton Dr	Low - Usable	\$ 22,680
East Side Of Sutton Dr	Low - Usable	\$ 23,280
Bancroft Ln North And South	Medium - Difficult Use	\$ 8,040
North Side Cody Ln From Paddock To Wakefield Cir E	Low - Usable	\$ 13,680
South Side Cody Ln From Paddock To Wakefield Cir E	Low - Usable	\$ 14,280
Chapel Pl Both Sides	Low - Usable	\$ 8,040
Culver Lane Both Sides	Low - Usable	\$ 18,648
North Side Of Gainesway Dr Nw From Paddock	Medium - Difficult Use	\$ 14,640
West Side Of Gainesway Dr North Of Paddock	Medium - Difficult Use	\$ 17,040
Basswood Dr Both Sides	Low - Usable	\$ 8,160
North Side Of Wakefield Rd From Just W Of Pennswood To Paddock	Low - Usable	\$ 10,680
South Side Of Wakefield Rd From Just W Of Pennswood To Paddock	Low - Usable	\$ 9,360
East Side Of Pennswood Dr	Low - Usable	\$ 23,160
West Side Of Pennswood Dr	Low - Usable	\$ 22,440
Patriot Pl Cul De Sac	Low - Usable	\$ 9,480
East Side Of Fairfax Ln	Medium - Difficult Use	\$ 11,280
West Side Of Fairfax Ln	Medium - Difficult Use	\$ 15,600
Cody Ln Noth And South Sides Fairfax To Paddock	Low - Usable	\$ 7,800
Inni Way East And West Sides To Subdiv End	Low - Usable	\$ 4,560
Columbia Circle, Inner & Outer Loop	Low - Usable	\$ 74,520
Wakefield Trace, Wakefield Rd To Columbia Circle, East Side	Low - Usable	\$ 4,320

Description	Priority	Cost
Wakefield Trace, Wakefield Rd To Columbia Circle, West Side	Low - Usable	\$ 2,160
Columbia Court, Wakefield Trace To Cul D Sac, West Side	Low - Usable	\$ 6,360
Columbia Ct, Columbia Circle To Cul De Sac, East Side	Low - Usable	\$ 1,800
Haywood Court	Low - Usable	\$ 3,240
Haywood Road, Haywood Court To Oak Haven Dr, West Side	Compliant	\$ -
Haywood Rd, Cul De Sac N Of Oakhaven All Sides	Low - Usable	\$ 4,560
Oakhaven, From Haywood Rd To Bluff Rd, North Side	Low - Usable	\$ 1,080
Oakhaven, Bluff To Haywood Rd, South Side	Compliant	\$ -
Bluff, Oakhaven North To T, West Side	Low - Usable	\$ 480
Bluff, Oakhaven To Haywood, North/East Side	Low - Usable	\$ 1,680
Bluff, Oakhaven To Haywood, South/West Side	Low - Usable	\$ 4,800
Wakefield Court, All Sides	Low - Usable	\$ 7,200
Wakefield Rd, Haywood To Wakefield Trace, South Side	Low - Usable	\$ 4,200
Wakefield Rd, Haywood To Wakefield Trace, North Side	Low - Usable	\$ 4,320
Haywood, Wakefield Rd To Haywood Ct, West Side	Compliant	\$ -
WALNUT WOODS		
West Side Of Walnut Woods Dr. North To White Oak Lane	Low - Usable	\$ 4,200
West And East Sides Of White Oak Lane North From Walnut Woods Dr.	Low - Usable	\$ 720
West Side Of Walnut Woods Dr. East And Then North From White Oak Lane	Low - Usable	\$ 240
Walnut Woods Dr. Offset Cul-De-Sac	Low - Usable	\$ 240
North Side Autumnwood Way East To Southwind Lane	Low - Usable	\$ 480
East Side Southwind Lane South To Walnut Woods Dr.	Low - Usable	\$ 480
East Side Walnut Woods Dr. South From Southwind Lane To Sugar Maple Ct	Compliant	\$ -
North And South Sides Of Sugar Maple Court	Low - Usable	\$ 360
South/East Sides Of Walnut Woods Dr., Sugar Maple Ct To Walnut Hill Ct.	Low - Usable	\$ 240
North And South Sides Of Walnut Hill Ct.	Low - Usable	\$ 240
East Side Of Walnut Woods Dr., Walnut Hill Ct. To Smith Valley Rd. Entrance	Low - Usable	\$ 5,520
South/East Sides Of Southwind Lane, Walnut Woods Dr. To Autumnwood	Low - Usable	\$ 240
South Side Autumnwood Way West From Southwind Lane To Walnut Woods	Compliant	\$ -
East Side Walnut Woods Dr. South From Autumnwood Way To Southwind Dr.	Low - Usable	\$ 720
WATER'S EDGE		
Lake Drive South Side Waters Edge Way To End Of Sidewalk	Low - Usable	\$ 1,680
Waters Edge Way South Side Lake Drive To Waters Edge Trail	Low - Usable	\$ 8,400
Waters Edge Trail West Side Waters Edge Way To Pearcrest Way	Low - Usable	\$ 5,760
Waters Edge Trail East Side Pearcrest Way To Waters Edge Way	Medium - Difficult Use	\$ 8,040
Pearcrest Way North Side Waters Edge Trail To Oakleigh Pkwy	Low - Usable	\$ 17,400
Pearcrest Way East Side Oakleigh Pkwy To Waterside Ct	Low - Usable	\$ 19,320
Waterside Court	Low - Usable	\$ 5,880
Pearcrest Way South Side Waterside Ct To Highpoint Ct	Low - Usable	\$ 8,160
Highpoint Court	Low - Usable	\$ 9,960
Pearcrest Way South Side Streamside Dr To Highpoint Ct	Low - Usable	\$ 1,560
Pearcrest Way North Side Streamside Dr To Waters Edge Trail	Low - Usable	\$ 12,600
Streamside Dr West Side Pearcrest Way To End Of Sidewalk	Low - Usable	\$ 2,520
Streamside Dr West Side Pearcrest Way To Waters Edge Way	Low - Usable	\$ 6,240
Streamside Dr East Side Waters Edge Way To End Of Sidewalk	Low - Usable	\$ 11,040
Waters Edge Way (Cul De Sac)	Low - Usable	\$ 100
Waters Edge Way South Side Streamside Dr To Waters Edge Trail	Low - Usable	\$ 6,000
Waters Edge Way North Side Lakeview Dr To Stream Side Dr	Medium - Difficult Use	\$ 14,160

Description	Priority	Cost
WILLIAMSBURG LAKE ESTATES		
East Side Of George Washington Blvd. South	Low - Usable	\$ 1,920
West Side Of Andrew Jackson Ct North Of George Washington Blvd.	Low - Usable	\$ 1,104
East Side Of Andrew Jackson Ct. North Of George Washington Blvd.	Low - Usable	\$ 960
East Side Of George Washington Blvd. South Of Andrew Jackson Ct.	Low - Usable	\$ 600
West Side George Washington Blvd 1/2 Block North Of Andrew Jackson Ct.	Compliant	\$ -
South And North Sides Of Ben Franklin Ct.	Low - Usable	\$ 5,064
West Side Of George Washington Blvd North Of Ben Franklin Ct.	Low - Usable	\$ 3,768
South And North Sides Of Tom Jefferson Ct.	Low - Usable	\$ 5,400
North Side George Washington Blvd North Of Tom Jefferson Ct.	Low - Usable	\$ 2,160
WILLOW LAKES		
The Courts (East Side)	Medium - Difficult Use	\$ 1,440
The Courts (West Side)	Low - Usable	\$ 17,640
Baywood Court	Low - Usable	\$ 22,560
Harbor Court	Low - Usable	\$ 7,080
Marina Court	Low - Usable	\$ 18,960
Dockside Dr West Side Surface Dr To Highland Park Entrance	Low - Usable	\$ 2,280
Shoreline Dr South Side Surface Dr To Marina Ct	Low - Usable	\$ 3,120
Shoreline Dr South Side/Willow Lakes West Side Marina Ct To Fountain View	Low - Usable	\$ 35,640
Willow Lakes E Blvd West Side Fountain View Dr To The Courts	Low - Usable	\$ 16,680
Willow Lakes E Blvd West Side The Courts To Stones Crossing Rd	Low - Usable	\$ 840
Willow Lakes E Blvd East Side The Courts To Stones Crossing Rd	Low - Usable	\$ 1,800
Willow Lakes E Blvd East Side The Courts To Baywood Ct	Low - Usable	\$ 16,920
Willow Lakes E Blvd East Side Baywood Ct To Harbor Ct	Low - Usable	\$ 18,000
Shoreline Dr North Side Harbor Ct To Highland Park Entrance	Low - Usable	\$ 9,240
Lakeshore Court	Low - Usable	\$ 19,440
Surface Dr East Side Shoreline Dr To Lakeshore Ct	Low - Usable	\$ 16,920
Surface Dr West Side Shoreline Dr To Fountain View Dr	Low - Usable	\$ 17,640
Surface Dr East Side Fountain View Dr To Lakeshore Ct	Low - Usable	\$ 9,600
Fountain View Dr North Side Surface Dr To Willow Lake E Blvd	Low - Usable	\$ 11,400
Fountain View Dr South Side Willow Lake E Blvd To Lookout Ct	Low - Usable	\$ 12,720
Lookout Court	Low - Usable	\$ 9,720
Willow Lake Dr East Side Willow St To Stones Crossing Rd	Low - Usable	\$ 6,600
Willow Lake Dr West Side Willow St To Stones Crossing Rd	Low - Usable	\$ 7,920
Willow St East Side Willow Lake Dr To Lakes Crossing Dr	Low - Usable	\$ 6,480
Willow St West Side Lakes Crossing Dr To Willow Lake Dr	Low - Usable	\$ 13,560
Willow St (Cul De Sac)	Low - Usable	\$ 13,800
Lakes Crossing Dr West Side Willow St To Water Way Dr	Low - Usable	\$ 6,000
Lakes Crossing Dr East Side Water Way Dr To Willow St	Low - Usable	\$ 8,400
Lakes Crossing Dr (Cul De Sac)	Low - Usable	\$ 9,720
Water Way Dr West Side Lakes Crossing Rd To Stones Crossing Rd	Low - Usable	\$ 12,480
Water Way Dr East Side Lakes Crossing Dr To Stones Crossing Rd	Low - Usable	\$ 7,320
Lakes Crossing Dr South Side Willow St To Willow Lake Dr	Compliant	\$ -
Lakes Crossing Dr North Side Willow Lake Dr To Willow St	Compliant	\$ -
Fountain View Dr North Side Willow Lake Dr To Surface Dr	Low - Usable	\$ 6,000
Fountain View Dr South Side Willow Lake Dr To Lookout Ct	Low - Usable	\$ 2,280
Willow Lake Dr East Side Fountain View Dr To Willow St	Compliant	\$ -
Willow Lake Dr West Side Willow St To Lake Crossing Dr	Compliant	\$ -
Willow Lake Dr East Side Willow Cir Dr To Fountain View Dr	Low - Usable	\$ 6,480
Willow Lake Dr East Side Willow Cir Dr To Woods Ct	Low - Usable	\$ 9,000
Willow Lake Dr West Side Lake Crossing Dr To Brockton Manor Entrance	Low - Usable	\$ 22,200
Willow Lake Dr East Side Key Way Dr To Brockton Manor Entrance	Compliant	\$ -
Willow Lake Dr East Side Key Way Dr To Woods Ct	Low - Usable	\$ 6,120
Woods Court	Low - Usable	\$ 11,760
Willow Cir Dr East Side Willow Lake Dr To Willow Ct	Low - Usable	\$ 4,440
Willow Cir Dr West Side Keyway Dr To Willow Lake Dr	Low - Usable	\$ 10,560

Description	Priority	Cost
Willow Court	Low - Usable	\$ 47,880
Keyway Dr North Side Willow Ct To Willow Lake Dr	Low - Usable	\$ 7,800
Keyway Dr South Side Willow Lake Dr To Willow Ct	Low - Usable	\$ 9,720
WINDSONG ESTATES		
East Side Runyon Rd. From Annelo Dr. To Willow Wind	Low - Usable	\$ 10,920
South And North Sides Of Willow Wind Ct. Cul-De-Sac	Low - Usable	\$ 21,960
East Side Runyon Rd. From Willow Wind Ct. To Country Ln	Low - Usable	\$ 4,440
East Side Runyon Rd. From Country Lane To Runyon Ct	Low - Usable	\$ 12,360
South And North Sides Of Runyon Ct.	Low - Usable	\$ 17,400
North/East Side Runyon Deer Lane From Runyon Ct. To Treeline	Low - Usable	\$ 2,640
Runyon Deer, Kenneland East To Tree Line, North Side	Low - Usable	\$ 480
Runyon Deer, Kenneland To Nance, East Side	Low - Usable	\$ 2,400
Nance, East Of Runyon Deer	Low - Usable	\$ 8,640
Runyon Deer Cul De Sac	Low - Usable	\$ 6,600
Nance, West Of Runyon Deer	Low - Usable	\$ 7,680
Runyon Deer, Keeneland To Nance, West Side	Low - Usable	\$ 4,920
Delmar Court	Low - Usable	\$ 2,760
Runyon Deer, Keeneland To Tree Line, South Side	Low - Usable	\$ 6,960
West Side Runyon Deer Lane/Runyon Rd To Annelo	Low - Usable	\$ 36,960
North And South Sides Of Annelo Ct.	Low - Usable	\$ 9,840
North And South Sides Of Annelo Circle	Low - Usable	\$ 25,800
East And West Sides Of Van Hoy Cul-De-Sac South Of Annelo Dr.	Low - Usable	\$ 3,840
East Side Of Van Hoy Dr.	High - Hazardous	\$ 17,640
West Side Of Van Hoy Dr.	Low - Usable	\$ 22,200
South Side Of Country Lane From Runyon To Vanhoy	Low - Usable	\$ 5,400
South Side Of Country Lane From Van Hoy Lane To Allison	Low - Usable	\$ 3,000
West And East Sides Of Allison Ct.	Low - Usable	\$ 14,400
South Side Of Country Lane From Allison To Windmill	Low - Usable	\$ 2,160
North Side Country Lane From Just East Of Allison Ct. West To Adrienne Dr.	Low - Usable	\$ 6,240
North Side Country Lane From Adrienne Dr. West To Runyon Rd.	Medium - Difficult Use	\$ 6,240
West Side Adrienne Dr. From Country Lane To Ripplewood	Low - Usable	\$ 7,440
North Side Messersmith Dr. From Ripplewood Dr. To Windmill	Low - Usable	\$ 9,600
South Side Messersmith Dr./East Side Adrienne From Windmill To Country Ln	Low - Usable	\$ 15,600
MISCELLANEOUS		
Morgantown Rd East Side Stones Crossing Rd To South End Of Sidewalk	Medium - Difficult Use	\$ 16,200
Morgantown - Fairview Roundabout	Compliant	\$ -
Stones Crossing, East Of Education Center Drive, North Side	Compliant	\$ -
Stones Crossing, Education Center Drive To School, North Side	Low - Usable	\$ 8,400
Stones Crossing, 500W To School Drive, North Side	Low - Usable	\$ 1,920
500W, North Of Stones Crossing, East Side	Low - Usable	\$ 1,920
	Total Low Priority	\$ 3,751,600
	Total Medium Priority	\$ 935,712
	Total High Priority	\$ 277,680
	Total Improvements Cost	\$ 4,964,992

Johnson County Curb Ramp Data			
Description	Priority	Cost Category	Cost
ABBY VILLAS			
Southeast Corner Of Kristi Way And Peterman Rd	Low- Usable	3	\$ 1,500
Northeast Corner Of Kristi Way And Peterman Rd	Low- Usable	3	\$ 1,500
Southwest Corner Of Kristi Way And Kristi Ct	Low- Usable	2	\$ 1,000
North Side Of Kristi Way 50' East Of Kristi Ct	Low- Usable	2	\$ 1,000
AUBURN TRACE			
West Side Sagewood Ct. Just North Of Olive Branch Rd.	Low- Usable	3	\$ 1,500
East Side Sagewood Ct. Just North Of Olive Branch Rd.	Low- Usable	3	\$ 1,500
South Side Of Sagewood Ct. At Cul-De-Sac	Low- Usable	2	\$ 1,000
North Side Of Sagewood Ct. At Cul-De-Sac	Low- Usable	2	\$ 1,000
Northeast Corner Of Thames Dr. & Dartmoor Dr.	Low- Usable	3	\$ 1,500
Southeast Corner Of Of Thames Dr. & Dartmoor Dr.	Low- Usable	3	\$ 1,500
Southwest Corner Of Of Thames Dr. & Dartmoor Dr.	Low- Usable	4	\$ 2,700
Northwest Corner Of Chiltern Dr. & Dartmoor Dr.	Low- Usable	3	\$ 1,500
Northeast Corner Of Chiltern Dr. & Dartmoor Dr.	Low- Usable	3	\$ 1,500
Southeast Corner Of Chiltern Dr. & Dartmoor Dr.	Low- Usable	3	\$ 1,500
West Ramp At Victoria Ct.	Low- Usable	3	\$ 1,500
East Ramp At Victoria Ct.	Low- Usable	4	\$ 2,700
North Ramp At Victoria Ct. & Dartmoor Dr.	Low- Usable	3	\$ 1,500
Southeast Ramp At Victoria Ct. & Dartmoor Dr.	Low- Usable	5	\$ 4,000
Southwest Ramp At Victoria Ct. & Dartmoor Dr.	Low- Usable	3	\$ 1,500
Southwest Ramp At Mansfield Ct.	Low- Usable	4	\$ 2,700
Southeast Ramp At Mansfield Ct.	Low- Usable	2	\$ 1,000
Northwest Ramp At Mansfield Ct. & Mountbatton Dr.	Low- Usable	4	\$ 2,700
Northeast Ramp At Mansfield Ct. & Mountbatton Dr.	Low- Usable	3	\$ 1,500
South Ramp At Mansfield Ct. & Mountbatton Dr.	Low- Usable	2	\$ 1,000
South Ramp At Abbey Ct.	Low- Usable	2	\$ 1,000
North Ramp At Abbey Ct.	Low- Usable	3	\$ 1,500
West Ramp At Abbey Ct. & Mountbatton Ct.	Low- Usable	3	\$ 1,500
Northeast Ramp At Abbey Ct. & Mountbatton Ct.	Low- Usable	4	\$ 2,700
Southeast Ramp At Abbey Ct. & Mountbatton Ct.	Low- Usable	4	\$ 2,700
South Ramp At Dartmoor Dr. & C. R. 400 W.	Low- Usable	2	\$ 1,000
North Ramp At Dartmoor Dr. & C. R. 400 W.	Low- Usable	3	\$ 1,500
BERKSHIRE			
Southwest Corner Of Berkshire So Blvd And Morgantown Rd	Low- Usable	4	\$ 2,700
Northwest Corner Of Berkshire So Blvd And Morgantown Rd	Low- Usable	4	\$ 2,700
Southeast Corner Of Berkshire So Blvd And Berkshire No Blvd	Low- Usable	2	\$ 1,000
Southwest Corner Of Berkshire So Blvd And Berkshire No Blvd	Low- Usable	2	\$ 1,000
Northwest Corner Berkshire So And Berkshire No Blvd	Low- Usable	3	\$ 1,500
Northwest Corner Berkshire So And Berkshire No Blvd	Low- Usable	3	\$ 1,500
Northeast Corner Berkshire So And Berkshire No Blvd	Low- Usable	4	\$ 2,700
Northeast Corner Berkshire So And Berkshire No Blvd	Low- Usable	4	\$ 2,700
Southeast Corner Berkshire So And Ceejay Dr	Low- Usable	2	\$ 1,000
Southwest Corner Berkshire So And Ceejay Dr	Low- Usable	2	\$ 1,000
Northwest Corner Berkshire So And Ceejay Dr	Low- Usable	2	\$ 1,000
Northwest Corner Berkshire So And Ceejay Dr	Low- Usable	4	\$ 2,700
Northeast Corner Berkshire So And Ceejay Dr	Low- Usable	2	\$ 1,000
Northeast Corner Berkshire So And Ceejay Dr	Low- Usable	2	\$ 1,000
Northwest Corner Of Berkshire No And Ceejay Dr	Low- Usable	3	\$ 1,500
Northeast Corner Of Berkshire No And Ceejay Dr	Low- Usable	3	\$ 1,500
Southeast Corner Of Berkshire No And Ceejay Dr	Low- Usable	3	\$ 1,500
Southeast Corner Of Berkshire No And Ceejay Dr	Low- Usable	3	\$ 1,500
Southwest Corner Of Berkshire No And Ceejay Dr	Low- Usable	4	\$ 2,700
Southwest Corner Of Berkshire No And Ceejay Dr	Low- Usable	3	\$ 1,500
BOLIN SUBDIVISION			
Southeast Corner Of Jonah Trace Mid-Block	Low- Usable	2	\$ 1,000

Description	Priority	Cost Category	Cost
Northeast Corner Of Jonah Trace Mid-Block	Low- Usable	2	\$ 1,000
Southeast Corner Of Jonah Trace Just East Of John'S Ct.	Low- Usable	2	\$ 1,000
Northeast Corner Of Jonah Trace Just East Of John'S Ct.	Low- Usable	2	\$ 1,000
East Side Jonah Trace Just South Of John'S Ct.	Low- Usable	2	\$ 1,000
West Side Jonah Trace Just South Of John'S Ct.	Low- Usable	2	\$ 1,000
West Side Jonah Trace At Cul-De-Sac	Low- Usable	2	\$ 1,000
East Side Jonah Trace At Cul-De-Sac	Low- Usable	2	\$ 1,000
BRADFORD PLACE			
Southeast Corner Of Morgantown Rd. And Oakleigh Pkwy	Low- Usable	2	\$ 1,000
Northeast Corner Of Morgantown Rd. And Oakleigh Pkwy	Low- Usable	2	\$ 1,000
Southeast Corner Of Pearcrest Way And Oakleigh Pkwy	Low- Usable	2	\$ 1,000
Northeast Corner Of Pearcrest Way And Oakleigh Pkwy	Low- Usable	2	\$ 1,000
Northwest Corner Of Pearcrest Way And Oakleigh Pkwy	Low- Usable	3	\$ 1,500
Southwest Corner Of Pearcrest Way And Oakleigh Pkwy, North Ramp	Low- Usable	2	\$ 1,000
Sw Corner Of Pearcrest Way And Oakleigh Pkwy, East Ramp	Low- Usable	3	\$ 1,500
Southeast Corner Of Pineleigh Way And Oakleigh Ct.	Low- Usable	3	\$ 1,500
Northeast Corner Of Pineleigh Way And Oakleigh Ct.	Low- Usable	4	\$ 2,700
Southwest Corner Of Pineleigh Way And Oakleigh Ct.	Low- Usable	4	\$ 2,700
Southeast Corner Of Pineleigh Way And Oakleigh Ct.	Low- Usable	4	\$ 2,700
Northwest Corner Of Oakleigh Ct.	Low- Usable	2	\$ 1,000
Southwest Corner Of Oakleigh Ct.	Low- Usable	3	\$ 1,500
Southeast Corner Of Pineleigh Place And Pineleigh Way	Low- Usable	4	\$ 2,700
Northwest Corner Of Pineleigh Place And Pineleigh Way	Low- Usable	4	\$ 2,700
Southwest Corner Of Pineleigh Place And Pineleigh Way	Low- Usable	4	\$ 2,700
Northeast Corner Of Pineleigh Place Cul-De-Sac	Low- Usable	4	\$ 2,700
Southeast Corner Of Pineleigh Way And Oakton Way	Low- Usable	4	\$ 2,700
Northeast Corner Of Pineleigh Way And Oakton Way	Low- Usable	4	\$ 2,700
Northwest Corner Of Pineleigh Way And Oakton Way	Low- Usable	4	\$ 2,700
Southeast Corner Of Oakton Circle And Oakton Way	Low- Usable	4	\$ 2,700
Northeast Corner Of Oakton Circle And Oakton Way	Low- Usable	4	\$ 2,700
Northwest Corner Of Oakton Circle And Oakton Way	Low- Usable	3	\$ 1,500
Southeast Corner Of Oakton Circle	Low- Usable	3	\$ 1,500
Southwest Corner Of Oakton Circle	Low- Usable	4	\$ 2,700
Northeast Corner Of Pearcrest Circle And Pearcrest Way	Low- Usable	3	\$ 1,500
Northwest Corner Of Pearcrest Circle And Pearcrest Way	Low- Usable	4	\$ 2,700
Southwest Corner Of Pearcrest Circle And Pearcrest Way	Low- Usable	3	\$ 1,500
BRENTRIDGE ESTATES			
Southwest Corner Of Ridgemere Place And Fox Moor Place	High- Hazardous	5	\$ 4,000
Southeast Corner Of Ridgemere Place And Fox Moor Place	High- Hazardous	5	\$ 4,000
Northwest Corner Of Fox Moor Terrace And Fox Moor Place	High- Hazardous	5	\$ 4,000
Southwest Corner Of Fox Moor Terrace And Fox Moor Place	High- Hazardous	5	\$ 4,000
Northwest Corner Of Fox Moor Terrace And Running Brook Terrace	High- Hazardous	5	\$ 4,000
Northeast Corner Of Fox Moor Terrace And Running Brook Terrace	High- Hazardous	5	\$ 4,000
Northeast Corner Of Ridgemere Place And Ridgemere Circle	High- Hazardous	5	\$ 4,000
Southeast Corner Of Ridgemere Place And Ridgemere Circle	High- Hazardous	5	\$ 4,000
Northeast Corner Of Ridgemere Place And Running Brook Terrace	High- Hazardous	5	\$ 4,000
Northwest Corner Of Ridgemere Place And Running Brook Terrace	High- Hazardous	5	\$ 4,000
Northwest Corner Of Brentridge Pkwy And Running Brook Ln	High- Hazardous	5	\$ 4,000
Northeast Corner Of Brentridge Pkwy And Running Brook Ln	High- Hazardous	5	\$ 4,000
Southeast Corner Of Brentridge Pkwy And Running Brook Place	High- Hazardous	5	\$ 4,000
Southwest Corner Of Brentridge Pkwy And Running Brook Place	High- Hazardous	5	\$ 4,000
Southeast Corner Of Brentridge Pkwy And Running Brook Ct	High- Hazardous	5	\$ 4,000
Southwest Corner Of Brentridge Pkwy And Running Brook Ct	High- Hazardous	5	\$ 4,000
Northwest Corner Of Brentridge Pkwy And Brentridge Court	High- Hazardous	5	\$ 4,000
Southwest Corner Of Brentridge Pkwy And Brentridge Court	High- Hazardous	5	\$ 4,000
Northwest Corner Of Brentridge Pkwy And Ridgemere Way	High- Hazardous	5	\$ 4,000
Northwest Corner Of Brentridge Way And Brentridge Place	High- Hazardous	5	\$ 4,000
Southwest Corner Of Brentridge Way And Brentridge Place	High- Hazardous	5	\$ 4,000
Southeast Corner Of Bodine Place And Brentridge Pkwy	High- Hazardous	5	\$ 4,000
Southwest Corner Of Bodine Place And Brentridge Pkwy	High- Hazardous	5	\$ 4,000

Description	Priority	Cost Category	Cost
Midblock Access Of Arden Place And Brentridge Pkwy	Low- Usable	3	\$ 1,500
Southeast Corner Of Arden Place And Brentridge Pkwy	Low- Usable	3	\$ 1,500
Southwest Corner Of Arden Place And Brentridge Pkwy	Low- Usable	3	\$ 1,500
BRENTWOOD			
Southeast Corner Of Driftwood Ln And Runyon Rd	Low- Usable	3	\$ 1,500
Northeast Corner Of Driftwood Ln And Runyon Rd	Low- Usable	3	\$ 1,500
Southwest Corner Of Tulip And Drftwood Ln	Low- Usable	3	\$ 1,500
Northwest Corner Of Tulip And Drftwood Ln	Low- Usable	3	\$ 1,500
Northeast Corner Of Tulip And Drftwood Ln	Low- Usable	3	\$ 1,500
Southwest Corner Of Driftwood Ln And Yellowood Dr	Medium- Difficult Use	3	\$ 1,500
Northwest Corner Of Driftwood Ln And Yellowood Dr	Low- Usable	2	\$ 1,000
Southeast Corner Of Driftwood Ln And Yellowood Dr	Low- Usable	2	\$ 1,000
Mahogany Dr Cul D Sac North Side	Low- Usable	2	\$ 1,000
Northwest Corner Of Yellowood And Mahogany Dr	Low- Usable	2	\$ 1,000
Northeast Corner Of Yellowood And Mahogany Dr	Low- Usable	2	\$ 1,000
Southeast Corner Of Yellowood And Mahogany Dr	Low- Usable	2	\$ 1,000
Southeast Corner Of Thornwood Dr And Mahogany Dr	Low- Usable	2	\$ 1,000
Southwest Corner Of Thornwood Dr And Mahogany Dr	Low- Usable	3	\$ 1,500
Northwest Corner Of Thornwood Dr And Mahogany Dr	Low- Usable	2	\$ 1,000
Northeast Corner Of Thornwood Dr And Mahogany Dr	Low- Usable	4	\$ 2,700
South Side Of Cd Sac Of Blackwood Dr	Low- Usable	4	\$ 2,700
North Side Of Cd Sac Of Blackwood Dr	Low- Usable	3	\$ 1,500
Northwest Corner Of Blackwood Ct And Thornwood Dr	Low- Usable	3	\$ 1,500
Northeast Corner Of Blackwood Ct And Thornwood Dr	Medium- Difficult Use	3	\$ 1,500
Southeast Corner Of Blackwood Ct And Thornwood Dr	Low- Usable	4	\$ 2,700
Southwest Corner Of Blackwood Ct And Thornwood Dr	Low- Usable	4	\$ 2,700
Blue Spruce Ct Cd Sac North Side	Low- Usable	3	\$ 1,500
Northwest Corner Of Blue Spruce Ct And Thornwood Dr	Low- Usable	4	\$ 2,700
Northeast Corner Of Blue Spruce Ct And Thornwood Dr	Low- Usable	4	\$ 2,700
Southeast Corner Of Blue Spruce Ct And Thornwood Dr	Low- Usable	4	\$ 2,700
Southwest Corner Of Blue Spruce Ct And Thornwood Dr	Low- Usable	4	\$ 2,700
Almond Ct Cd Sac South Side	Low- Usable	3	\$ 1,500
Almond Ct Cd Sac North Side	Low- Usable	4	\$ 2,700
Northwest Corner Of Almond Ct And Thornwood Dr	Low- Usable	4	\$ 2,700
Southwest Corner Of Almond Ct And Thornwood Dr	Low- Usable	3	\$ 1,500
Sequoia Ct South Side	Low- Usable	4	\$ 2,700
Northwest Corner Of Sequoia Ct And Thornwood Dr	Low- Usable	4	\$ 2,700
Southwest Corner Of Sequoia Ct And Thornwood Dr	Low- Usable	4	\$ 2,700
Northeast Corner Of Teakwood And Laurelwood Dr	Low- Usable	4	\$ 2,700
Northwest Corner Of Teakwood And Laurelwood Dr	Low- Usable	4	\$ 2,700
Northeast Corner Of Yellowood Dr And Teakwood Ln	Low- Usable	4	\$ 2,700
Southeast Corner Of Yellowood Dr And Teakwood Ln	Medium- Difficult Use	4	\$ 2,700
Southwest Corner Of Smith Valley And Laurelwood	Low- Usable	1	\$ 500
Southeast Corner Of Smith Valley And Laurelwood	Low- Usable	1	\$ 500
Southwest Corner Of Smith Valley And Windmill	Low- Usable	2	\$ 1,000
Southeast Corner Of Smith Valley And Windmill	Low- Usable	3	\$ 1,500
Southwest Corner Of Smith Valley And Berry	Low- Usable	1	\$ 500
Southeast Corner Of Smith Valley And Berry	Low- Usable	1	\$ 500
BROCKTON MANOR			
Northwest Corner Of Brockton Manor N Dr And Berry Road	Low- Usable	1	\$ 500
Southwest Corner Of Brockton Manor N Dr And Berry Road	Low- Usable	3	\$ 1,500
Southeast Corner Of Brockton Manor N Dr And Berry Road	Low- Usable	2	\$ 1,000
Northeast Corner Of Brockton Manor N Dr And Berry Road	Low- Usable	2	\$ 1,000
Southwest Corner Of Brockton Manor N Dr And Windward Dr	Low- Usable	3	\$ 1,500
Southeast Corner Of Brockton Manor N Dr And Windward Dr	Low- Usable	3	\$ 1,500
Midblock Access Of Brockton Manor N Dr And Windward Dr	Medium- Difficult Use	4	\$ 2,700
Midblock Access Of Brockton Manor N Dr And Woodhaven Ct	Low- Usable	4	\$ 2,700
Southeast Corner Of Brockton Manor N Dr And Woodhaven Ct	Low- Usable	2	\$ 1,000
Southwest Corner Of Brockton Manor N Dr And Woodhaven Ct	Low- Usable	2	\$ 1,000
Northeast Corner Of Olea Court And Berry Road	Low- Usable	2	\$ 1,000

Description	Priority	Cost Category	Cost
Southeast Corner Of Olea Court And Berry Road	Low- Usable	2	\$ 1,000
Midblock Access Of Olea Court And Berry Road	Low- Usable	2	\$ 1,000
Southeast Corner Of Berry Road And Brockton Manor S Dr	Low- Usable	4	\$ 2,700
Southwest Corner Of Berry Road And Brockton Manor S Dr	Low- Usable	4	\$ 2,700
Northwest Corner Of Berry Road And Brockton Manor S Dr	Low- Usable	4	\$ 2,700
Northeast Corner Of Berry Road And Brockton Manor S Dr	Low- Usable	4	\$ 2,700
Northeast Corner Of Wedgewood Dr And Atherton Ln	Low- Usable	4	\$ 2,700
Southeast Corner Of Wedgewood Dr And Atherton Ln	Low- Usable	1	\$ 500
Midblock Access (South End) Of Wedgewood Dr And Atherton Ln	Low- Usable	1	\$ 500
Midblock Access (North End) Of Wedgewood Dr And Atherton Ln	Low- Usable	1	\$ 500
Northeast Corner Of Brockton Manor N Dr And Woodcroft Ct	Low- Usable	5	\$ 4,000
Northwest Corner Of Brockton Manor N Dr And Woodcroft Ct	Low- Usable	4	\$ 2,700
Midblock Access Of Brockton Manor N Dr And Woodcroft Ct	Low- Usable	4	\$ 2,700
Southeast Corner Of Cobblestone Dr And Berry Rd, East Ramp	Low- Usable	4	\$ 2,700
Southeast Corner Of Cobblestone Dr And Berry Rd, South Ramp	Low- Usable	4	\$ 2,700
Southwest Corner Of Cobblestone Dr And Berry Rd	Low- Usable	4	\$ 2,700
Midblock Access Of Cobblestone Dr And Berry Rd	Low- Usable	5	\$ 4,000
Southwest Corner Of Highland Park Dr And Willow Lake Dr	Medium- Difficult Use	4	\$ 2,700
Southeast Corner Of Highland Park Dr And Willow Lake Dr	Medium- Difficult Use	4	\$ 2,700
Midblock Access Of Highland Park Dr And Willow Lake Dr	Low- Usable	3	\$ 1,500
Northeast Corner Of Berry Rd And Highland Park Dr	Low- Usable	3	\$ 1,500
Northwest Corner Of Berry Rd And Highland Park Dr	Low- Usable	3	\$ 1,500
Midblock Access Of Berry Rd And Highland Park Dr	Low- Usable	3	\$ 1,500
Midblock Access Of Gold Court And Highland Park Dr	Low- Usable	1	\$ 500
Southwestcorner Of Gold Court And Highland Park Dr	Low- Usable	3	\$ 1,500
Southeast Corner Of Gold Court And Highland Park Dr	Low- Usable	1	\$ 500
BROOKHAVEN			
Northeast Corner Of Cr550W And Olive Branch, South Ramp	Low- Usable	1	\$ 500
Northeast Corner Of Cr550W And Olive Branch, West Ramp	Low- Usable	1	\$ 500
Southeast Corner Of Lavender Ln And Havenridge Dr	Low- Usable	1	\$ 500
Northwest Corner Of Lavender Ln And Olive Branch Rd	Low- Usable	3	\$ 1,500
Northeast Corner Of Lavender Ln And Olive Branch Rd	Low- Usable	3	\$ 1,500
Southeast Corner Of Lavender Ln And Windswept	Low- Usable	3	\$ 1,500
Southwest Corner Of Lavender Ln And Windswept	Low- Usable	1	\$ 500
Northwest Corner Of Lavender Ln And Windswept	Low- Usable	1	\$ 500
Northwest Corner Of Lavender Ln And Windswept, East Ramp	Low- Usable	1	\$ 500
Northeast Corner Of Lavender Ln And Windswept, West Ramp	Low- Usable	1	\$ 500
Northeast Corner Of Lavender Ln And Windswept	Low- Usable	1	\$ 500
Southeast Corner Of Lavender Ln And Windswept	Low- Usable	1	\$ 500
Southeast Corner Of Lavender Ln And Cascade Dr	Low- Usable	1	\$ 500
Southwest Corner Of Lavender Ln And Cascade Dr	Low- Usable	1	\$ 500
Northwest Corner Of Lavender Ln And Cascade Dr	Low- Usable	1	\$ 500
Northeast Corner Of Lavender Ln And Cascade Dr	Low- Usable	1	\$ 500
Northeast Corner Of Lavender Ln And Cascade Dr	Low- Usable	1	\$ 500
Southeast Corner Of Lavender Ln And Cascade Dr	Low- Usable	1	\$ 500
Southwest Corner Of Lavender Ln And Havenridge Dr	Low- Usable	1	\$ 500
Southwest Corner Of Lavender Ln And Havenridge Dr	Low- Usable	1	\$ 500
Northwest Corner Of Lavender Ln And Havenridge Dr	Low- Usable	2	\$ 1,000
Northwest Corner Of Lavender Ln And Havenridge Dr	Low- Usable	1	\$ 500
Northeast Corner Of Lavender Ln And Havenridge Dr	Low- Usable	1	\$ 500
Northeast Corner Of Lavender Ln And Havenridge Dr	Low- Usable	2	\$ 1,000
Southeast Corner Of Lavender Ln And Havenridge Dr	Low- Usable	2	\$ 1,000
Northwest Corner Of Oakvista Dr And Stormhaven Way, West Ramp	Low- Usable	2	\$ 1,000
Northwest Corner Of Oakvista Dr And Stormhaven Way, North Ramp	Low- Usable	2	\$ 1,000
Southwest Corner Of Oakvista Dr And Stormhaven Way, South Ramp	Low- Usable	2	\$ 1,000
Southwest Corner Of Oakvista Dr And Stormhaven Way, West Ramp	Low- Usable	2	\$ 1,000
Midblock Access Ramp (South End) Oakvista Dr And Stormhaven Way	Low- Usable	2	\$ 1,000
Midblock Access Ramp (North End) Oakvista Dr And Stormhaven Way	Low- Usable	2	\$ 1,000
Southeast Corner Of Stormhaven And Haven Ridge Pass, East Ramp	Low- Usable	2	\$ 1,000
Southeast Corner Of Stormhaven And Haven Ridge Pass, South Ramp	Low- Usable	2	\$ 1,000
Northeast Corner Of Stormhaven And Haven Ridge Pass, North Ramp	Low- Usable	3	\$ 1,500

Description	Priority	Cost Category	Cost
Northeast Corner Of Stormhaven And Haven Ridge Pass, East Ramp	Low- Usable	3	\$ 1,500
Northwest Corner Of Stormhaven And Haven Ridge Pass, West Ramp	Low- Usable	4	\$ 2,700
Northwest Corner Of Stormhaven And Haven Ridge Pass, North Ramp	Low- Usable	4	\$ 2,700
Southeast Corner Of Stormhaven And Haven Ridge Pass, South Ramp	Low- Usable	4	\$ 2,700
Southwest Corner Of Stormhaven And Haven Ridge Pass, West Ramp	Low- Usable	4	\$ 2,700
Northeast Corner Of Stormhaven And Haven Ridge Pass, East Ramp	Low- Usable	3	\$ 1,500
Northeast Corner Of Stormhaven And Haven Ridge Pass, North Ramp	Low- Usable	3	\$ 1,500
Southeast Corner Of Stormhaven And Haven Ridge Pass, South Ramp	Low- Usable	2	\$ 1,000
Southeast Corner Of Stormhaven And Haven Ridge Pass, East Ramp	Low- Usable	1	\$ 500
Midblock Access (South) Of Stormhaven And Haven Ridge Pass	Low- Usable	2	\$ 1,000
Midblock Access (North) Of Stormhaven And Haven Ridge Pass	Low- Usable	3	\$ 1,500
Midblock Access (West) Of Mithaven Ln And Lavander Ln	Low- Usable	2	\$ 1,000
Midblock Access (East) Of Mithaven Ln And Lavander Ln	Low- Usable	2	\$ 1,000
Southeast Corner Of Mithaven Ln And Lavander L, South Ramp	Low- Usable	3	\$ 1,500
Southeast Corner Of Mithaven Ln And Lavander Ln, East Ramp	Low- Usable	2	\$ 1,000
Southwest Corner Of Mithaven Ln And Lavander Ln, West Ramp	Low- Usable	2	\$ 1,000
Southwest Corner Of Mithaven Ln And Lavander Ln, South Ramp	Low- Usable	2	\$ 1,000
Northeast Corner Of Windswept Dr Ln And Lavander Ln, North Ramp	Low- Usable	3	\$ 1,500
Northeast Corner Of Windswept Dr Ln And Lavander Ln, East Ramp	Low- Usable	2	\$ 1,000
Southeast Corner Of Windswept Dr Ln And Lavander Ln, South Ramp	Low- Usable	2	\$ 1,000
Southeast Corner Of Windswept Dr Ln And Lavander Ln, East Ramp	Low- Usable	3	\$ 1,500
Midblock Access (South) Of Windswept Dr Ln And Lavander Ln	Low- Usable	4	\$ 2,700
Midblock Access (North) Of Windswept Dr And Lavander Ln	Low- Usable	2	\$ 1,000
Northwest Corner Of Cascade Dr And Windswept Dr, North Ramp	Low- Usable	3	\$ 1,500
Northwest Corner Of Cascade Dr And Windswept Dr, West Ramp	Low- Usable	3	\$ 1,500
Northeast Corner Of Cascade Dr And Windswept Dr, East Ramp	Low- Usable	1	\$ 500
Northeast Corner Of Cascade Dr And Windswept Dr, North Ramp	Low- Usable	2	\$ 1,000
Southeast Corner Of Cascade Dr And Windswept Dr, South Ramp	Low- Usable	2	\$ 1,000
Southeast Corner Of Cascade Dr And Windswept Dr, East Ramp	Low- Usable	2	\$ 1,000
BROOKSTONE			
Northeast Corner Of Steven Dr And Bluff Rd	Low- Usable	3	\$ 1,500
Southeast Corner Of Bluff Rd And Steven Dr	Medium- Difficult Use	3	\$ 1,500
Southwest Corner Of Steven Dr And Wild Rose Ln	Low- Usable	2	\$ 1,000
Northwest Corner Of Steven Dr And Wild Rose Ln	Medium- Difficult Use	3	\$ 1,500
Northeast Corner Of Steven Dr And Wild Rose Ln	Low- Usable	2	\$ 1,000
Southeast Corner Of Steven Dr And Wild Rose Ln	Low- Usable	2	\$ 1,000
Southeast Corner Of Wild Rose Ln And Red Stone Ln	Low- Usable	2	\$ 1,000
Northeast Corner Of Wild Rose Ln And Red Stone Ln	Low- Usable	2	\$ 1,000
Northwest Corner Of Wild Rose Ln And Red Stone Ln	Low- Usable	2	\$ 1,000
Southeast Corner Of Wild Rose Ln And Red Hawk Ln	Low- Usable	2	\$ 1,000
Southwest Corner Of Wild Rose Ln And Red Hawk Ln	Low- Usable	2	\$ 1,000
Northwest Corner Of Wild Rose Ln And Red Hawk Ln	Low- Usable	2	\$ 1,000
Northeast Corner Of Wild Rose Ln And Red Hawk Ln	Low- Usable	2	\$ 1,000
South Ramp At East End Of Red Hawk Ln	Low- Usable	2	\$ 1,000
North Ramp At East End Of Red Hawk Ln	Low- Usable	2	\$ 1,000
South Ramp At West End Of Red Hawk Ln	Low- Usable	2	\$ 1,000
North Ramp At West End Of Red Hawk Ln	Low- Usable	4	\$ 2,700
Southwest Corner Of Brookstone Ln And N Scott Dr	Low- Usable	4	\$ 2,700
Northwest Corner Of Brookstone Ln And N Scott Dr	Low- Usable	2	\$ 1,000
Southeast Corner Of Brookstone Ln And N Scott Dr	Low- Usable	2	\$ 1,000
Northeast Corner Of Brookstone Ln And N Scott Dr	Low- Usable	3	\$ 1,500
Southwest Corner Of N Scott Dr And Heritage Ln	Low- Usable	4	\$ 2,700
Northwest Corner Of N Scott Dr And Heritage Ln	Low- Usable	4	\$ 2,700
Northeast Corner Of N Scott Dr And Heritage Ln	Low- Usable	3	\$ 1,500
Southeast Corner Of N Scott Dr And Heritage Ln	Low- Usable	1	\$ 500
Southeast Corner Of N Scott Dr And Red Stone Ln	Low- Usable	1	\$ 500
Southwest Corner Of N Scott Dr And Red Stone Ln	Low- Usable	1	\$ 500
Northwest Corner Of N Scott Dr And Red Stone Ln	Low- Usable	3	\$ 1,500
Northeast Corner Of N Scott Dr And Red Stone Ln	Low- Usable	2	\$ 1,000
West Side Of N Scott Dr. N End Of N Scott	Low- Usable	2	\$ 1,000
East Side Of N Scott Dr. N End Of N Scott	Low- Usable	3	\$ 1,500

Description	Priority	Cost Category	Cost
BUCKMOOR			
Southeast Corner Of Wilshire Dr And Winchester Dr	Low- Usable	3	\$ 1,500
Southwest Corner Of Wilshire Dr And Winchester Dr	Medium- Difficult Use	3	\$ 1,500
Midblock Access Of Wilshire Dr And Winchester Dr	Medium- Difficult Use	3	\$ 1,500
Southeast Corner Of Winchester Dr And White Ash Dr	Low- Usable	3	\$ 1,500
Southwest Corner Of Winchester Dr And White Ash Dr	Low- Usable	3	\$ 1,500
Southeast Corner Of Suffolk Ct And White Ash Dr	Low- Usable	3	\$ 1,500
Northeast Corner Of Suffolk Ct And White Ash Dr	Low- Usable	3	\$ 1,500
Southwest Corner Of Blake Circle And Stella	Medium- Difficult Use	3	\$ 1,500
Northeast Corner Of Blake Cir And White Ash	Low- Usable	3	\$ 1,500
Southeast Corner Of Blake Cir And White Ash	Low- Usable	1	\$ 500
Southwest Corner Of White Ash And Blake	Low- Usable	1	\$ 500
Northwest Corner Of Shortridge Dr And Buckmoor Pkwy	Low- Usable	3	\$ 1,500
Northeast Corner Of Shortridge Dr And Buckmoor Pkwy	Low- Usable	3	\$ 1,500
Southeast Corner Of Shortridge Dr And Buckmoor Pkwy	Low- Usable	3	\$ 1,500
Southwest Corner Of Shortridge Dr And Buckmoor Pkwy	Low- Usable	3	\$ 1,500
Southeast Corner Of Buckmoor Pkwy And Wentworth Ct	Medium- Difficult Use	4	\$ 2,700
Southwest Corner Of Buckmoor Pkwy And Wentworth Ct	Medium- Difficult Use	4	\$ 2,700
Northwest Corner Of Buckmoor Pkwy And Mount Brook Ct	High- Hazardous	4	\$ 2,700
Northeast Corner Of Buckmoor Pkwy And Mount Brook Ct	High- Hazardous	4	\$ 2,700
Northwest Corner Of Wembly Rd And Mount Brook Ct	High- Hazardous	4	\$ 2,700
Southwest Corner Of Wembly Rd And Mount Brook Ct	High- Hazardous	4	\$ 2,700
Northeast Corner Of Buckmoor Ct And Buckmoor Pkwy	High- Hazardous	5	\$ 4,000
CALVERT FARMS			
Southwest Corner Of Olive Branch Rd. And Calvert Farms Dr.	Low- Usable	4	\$ 2,700
Southeast Corner Of Olive Branch Rd. And Calvert Farms Rd.	Low- Usable	4	\$ 2,700
East Side Calvert Farms Rd. About 150' South Of Olive Branch Rd.	Low- Usable	4	\$ 2,700
Northwest Corner Calvert Farms Rd. And Golden Field Dr., East Ramp	Low- Usable	2	\$ 1,000
Northwest Corner Calvert Farms Rd. And Golden Field Dr., South Ramp	Low- Usable	2	\$ 1,000
East Side Calvert Farms Dr. At Golden Field Dr.	Low- Usable	2	\$ 1,000
Northeast Corner Of Calvert Farms Dr. And Harness Dr., West Ramp	Low- Usable	3	\$ 1,500
Northeast Corner Of Harness Dr. And Calvert Dr. South Ramp	Low- Usable	2	\$ 1,000
Northeast Corner Of Harness Dr. And Corral Ct., Northwest Ramp	Low- Usable	4	\$ 2,700
Northeast Corner Of Harness Dr. And Corral Ct. Southwest Ramp	Low- Usable	2	\$ 1,000
Southwest Corner Of Golden Field Dr. And Mockingbird Ln, East Ramp	Low- Usable	4	\$ 2,700
Southwest Corner Of Golden Field Dr. And Mockingbird Ln, North Ramp	Low- Usable	3	\$ 1,500
Northwest Corner Of Golden Field Dr. And Mockingbird Ln, South Ramp	Low- Usable	3	\$ 1,500
Northwest Corner Of Golden Field Dr. And Mockingbird Ln, East Ramp	Low- Usable	2	\$ 1,000
DEERWOOD			
Northeast Corner Of Deerwood Dr And Deerwood Ct	High- Hazardous	5	\$ 4,000
Northwest Corner Of Deerwood Dr And Deerwood Ct	High- Hazardous	5	\$ 4,000
Northwest Corner Of Deerwood Pkwy And Deerwood Ct	High- Hazardous	5	\$ 4,000
Northeast Corner Of Deerwood Pkwy And Deerwood Ct	High- Hazardous	5	\$ 4,000
Northeast Corner Of Deerwood Pkwy And Pool Parking Lot	High- Hazardous	5	\$ 4,000
Southeast Corner Of Deerwood Pkwy And Pool Parking Lot	High- Hazardous	5	\$ 4,000
Southwest Corner Of Deerwood Pkwy And Deer Cross Place	High- Hazardous	5	\$ 4,000
Southeast Corner Of Deerwood Pkwy And Deer Cross Place	High- Hazardous	5	\$ 4,000
Southeast Corner Of Fawnwood And Deer Cross Place	Medium- Difficult Use	3	\$ 1,500
Northeast Corner Of Fawnwood Dr And Deer Cross Place	Low- Usable	3	\$ 1,500
Midblock Access Of Fawnwood Dr And Deer Cross Place	Medium- Difficult Use	4	\$ 2,700
Midblock Access Of Whitetail Run And Deer Cross Place	Medium- Difficult Use	4	\$ 2,700
Northwest Corner Of Whitetail Run And Deer Cross Place	Medium- Difficult Use	4	\$ 2,700
Southwest Corner Of Whitetail Run And Deer Cross Place	Medium- Difficult Use	4	\$ 2,700
Northwest Corner Of Whitetail Run And Whitetail Ct	High- Hazardous	4	\$ 2,700
Northeast Corner Of Whitetail Run And Whitetail Ct	High- Hazardous	4	\$ 2,700
Northwest Corner Of Whitetail Run And Deerstand Rd	High- Hazardous	4	\$ 2,700
Southwest Corner Of Whitetail Run And Deerstand Rd	High- Hazardous	4	\$ 2,700
Southeast Corner Of Whitetail Run And Deer Cross Place	High- Hazardous	4	\$ 2,700
Northeast Corner Of Whitetail Run And Deer Cross Place	High- Hazardous	4	\$ 2,700

Description	Priority	Cost Category	Cost
Southeast Corner Of Deerwood Ct And Lowe Creek Dr	High- Hazardous	4	\$ 2,700
Southwest Corner Of Deerwood Ct And Lowe Creek Dr	High- Hazardous	4	\$ 2,700
Northwest Corner Of Deer Field Dr And Lowe Creek Dr	High- Hazardous	4	\$ 2,700
Northeast Corner Of Deer Field Dr And Lowe Creek Dr	High- Hazardous	4	\$ 2,700
Southeast Corner Of Deer Field Dr And Deer Field Ct	High- Hazardous	6	\$ 5,400
Southwest Corner Of Deer Field Dr And Deer Field Ct	High- Hazardous	5	\$ 4,000
EAGLE GLEN			
Southeast Corner Of Old Eagle Way And Chancellor	Low- Usable	4	\$ 2,700
Southwest Corner Of Old Eagle Way And Chancellor	Low- Usable	4	\$ 2,700
Northwest Corner Of Old Eagle Way And Chancellor	Low- Usable	2	\$ 1,000
Northeast Corner Of Old Eagle Way And Chancellor	Low- Usable	4	\$ 2,700
South, Chancellor Cul De Sac	Low- Usable	4	\$ 2,700
North, Chancellor Cul De Sac	Low- Usable	1	\$ 500
Northwest Corner Of Old Eagle Way And Silver Leaf	Low- Usable	4	\$ 2,700
Northeast Corner Of Old Eagle Way And Silver Leaf	Low- Usable	1	\$ 500
Southeast Corner Of Old Eagle Way And Silverleaf	Low- Usable	2	\$ 1,000
Southeast Corner Of Smith Valley And Silverleaf	Low- Usable	2	\$ 1,000
Silverleaf Refuge Island	Low- Usable	2	\$ 1,000
Southwest Corner Of Smith Valley And Silverleaf	Low- Usable	2	\$ 1,000
Southeast Corner Of Wyncrest	Low- Usable	4	\$ 2,700
Midblock Access Of Old Eagle Way And Hartwick Court	Low- Usable	4	\$ 2,700
EAGLE TRACE			
Southeast Corner Of Golden Eagle Ct And Eagle Valley Dr	Low- Usable	3	\$ 1,500
Northwest Corner Of Soaring Eagle Dr And Eagle Valley Dr	Low- Usable	3	\$ 1,500
Northeast Corner Soaring Eagle Dr And Eagle Valley Dr	Low- Usable	3	\$ 1,500
Southeast Corner Soaring Eagle Dr And Eagle Emblem Dr	Low- Usable	4	\$ 2,700
Northeast Corner Soaring Eagle Dr And Eagle Emblem Dr	Low- Usable	4	\$ 2,700
East Corner Soaring Eagle Dr And Eagle Emblem Dr	Low- Usable	4	\$ 2,700
Southeast Corner Soaring Eagle Dr And Eaglet Dr	Low- Usable	4	\$ 2,700
Northeast Corner Soaring Eagle Dr And Eaglet Dr	Low- Usable	3	\$ 1,500
Southeast Corner Of Eagle View And Eagle Nest	Low- Usable	3	\$ 1,500
Southwest Corner Of Eagle View And Eagle Nest	Low- Usable	4	\$ 2,700
Northwest Corner Of Eagle View And Eagle Nest	Low- Usable	4	\$ 2,700
Northwest Corner Of Eagle Crest And Old Eagle Way	Low- Usable	4	\$ 2,700
Northeast Corner Of Eagle Crest And Old Eagle Way	Low- Usable	5	\$ 4,000
South Corner Of Eagle Crest And Old Eagle Way	Low- Usable	3	\$ 1,500
Southeast Corner Of Eagle Valley Dr And Eagle Trace Dr	Medium- Difficult Use	4	\$ 2,700
Northwest Corner Of Eagle Trace And Eagle Crest Dr	High- Hazardous	5	\$ 4,000
Northeast Corner Of Eagle Trace And Eagle Crest Dr	High- Hazardous	5	\$ 4,000
Northwest Corner Of Eagle Trace And Bent Tree Lane	High- Hazardous	5	\$ 4,000
Northeast Corner Of Eagle Trace And Bent Tree Lane	High- Hazardous	5	\$ 4,000
Southwest Corner Of Eagle Trace And Bent Tree Lane	High- Hazardous	5	\$ 4,000
Southwest Corner Of Eagle Trace And Bent Tree Place	High- Hazardous	4	\$ 2,700
Southeast Corner Of Eagle Trace And Bent Tree Place	High- Hazardous	4	\$ 2,700
EAGLE'S VALLEY			
Southwest Corner Of Drybread Ln And Millikan Ct.	Low- Usable	4	\$ 2,700
Southwest Corner Of Marshall Dr. And Drybread Ln.	Low- Usable	2	\$ 1,000
Southeast Corner Of Marshall Dr. And Drybread Ln.	Low- Usable	1	\$ 500
Southwest Bend Of Marshall Dr. South Of Drybread Ln.	Low- Usable	4	\$ 2,700
Southwest Bend (Outside) Of Marshall Dr. South Of Drybread Ln.	Low- Usable	3	\$ 1,500
Southwest Bend (Inside) On Daybread Dr. South Of Drybread Lane	Low- Usable	4	\$ 2,700
Southwest Bend (Outside) On Daybread Dr. South Of Drybread Lane	Low- Usable	2	\$ 1,000
Southeastcorner Of Williamsburg Ln And Woodruff Ln	Low- Usable	2	\$ 1,000
Northeast Corner Of Williamsburg Ln And Woodruff Ln	Low- Usable	2	\$ 1,000
Northwest Corner Of Williamsburg Ln And Woodruff Ln	Low- Usable	3	\$ 1,500
Southwest Corner Of Williamsburg Ln And Woodruff Ln	Low- Usable	3	\$ 1,500
Southeast Corner Of Williamsburg Ln And Williamsburg Ct.	Low- Usable	3	\$ 1,500
Northeast Corner Of Williamsburg Ln And Williamsburg Ct.	Low- Usable	3	\$ 1,500
Northwest Corner Of Williamsburg Ln And Williamsburg Ct.	Low- Usable	5	\$ 4,000

Description	Priority	Cost Category	Cost
Southwest Corner Of Williamsburg Ln And Williamsburg Ct.	Low- Usable	2	\$ 1,000
Northwest Corner Of Williamsburg Ln And S 100 East	Low- Usable	4	\$ 2,700
Southwest Corner Of Williamsburg Ln And S 100 East	Low- Usable	3	\$ 1,500
Southeast Corner Of Woodruff Ln And Drybread Ln	Low- Usable	2	\$ 1,000
Northeast Corner Of Woodruff Ln And Drybread Ln	Low- Usable	4	\$ 2,700
Northwest Corner Of Woodruff Ln And Drybread Ln	Low- Usable	4	\$ 2,700
Northeast Corner Of Drybread Ln And Millikan Ct.	Low- Usable	4	\$ 2,700
FAIR OAKS			
Southeast Corner Of Auburn Ford And Morgantown Rd	Medium- Difficult Use	4	\$ 2,700
Northwest Corner Of Elmscourt Cir And Auburn Ford	Medium- Difficult Use	3	\$ 1,500
Northeast Corner Of Elmscourt Cir And Auburn Ford	Medium- Difficult Use	3	\$ 1,500
Southwest Corner Of Auburn Fd And Hawthorne Ln	Medium- Difficult Use	3	\$ 1,500
Northwest Corner Of Auburn Fd And Hawthorne Ln	Low- Usable	2	\$ 1,000
Southeast Corner Of Auburn Fd And Hawthorne Ln	Medium- Difficult Use	3	\$ 1,500
Northwest Corner Of Hawthorne Ln And Linden Rg	Medium- Difficult Use	4	\$ 2,700
Northeast Corner Of Hawthorne Ln And Linden Rg	Medium- Difficult Use	4	\$ 2,700
Southeast Corner Of Linden Ridge And Fair Oaks Tr	Medium- Difficult Use	3	\$ 1,500
Northeast Corner Of Linden Ridge And Fair Oaks Tr	Medium- Difficult Use	5	\$ 4,000
Northwest Corner Of Fair Oaks Tr And Fairview Rd	High- Hazardous	3	\$ 1,500
West Side Of Melrose Cul De Sac	Medium- Difficult Use	3	\$ 1,500
Southwest Corner Of Hawthorne Ln And Melrose Ln	Medium- Difficult Use	4	\$ 2,700
Northwest Corner Of Hawthorne Ln And Melrose Ln	Medium- Difficult Use	3	\$ 1,500
Southeast Corner Of Myrtle Ter And Brier Dr	Medium- Difficult Use	6	\$ 5,400
North Side Cul De Sac Of Myrtle Ln	High- Hazardous	6	\$ 5,400
Southwest Corner Of Auburn Fd And Myrtle Ln	Medium- Difficult Use	4	\$ 2,700
Northwest Corner Of Auburn Fd And Myrtle Ln	Medium- Difficult Use	5	\$ 4,000
Northeast Corner Of Auburn Fd And Myrtle Ln	Medium- Difficult Use	6	\$ 5,400
FOREST HILLS			
Northwest Corner Of Arden Place And Abberton Dr	Low- Usable	3	\$ 1,500
Northeast Corner Of Arden Place And Abberton Dr	Low- Usable	3	\$ 1,500
Midblock Access Of Arden Place And Abberton Dr	Low- Usable	3	\$ 1,500
Northwest Corner Of Abberton Dr And Shawnee Ct	Low- Usable	2	\$ 1,000
Northeast Corner Of Abberton Dr And Shawnee Ct	Medium- Difficult Use	4	\$ 2,700
Midblock Access Of Abberton Dr And Shawnee Ct	Low- Usable	3	\$ 1,500
Southeast Corner Of Dry Ridge Court And Abberton Drive	Low- Usable	3	\$ 1,500
Southwest Corner Of Dry Ridge Court And Abberton Drive	Medium- Difficult Use	4	\$ 2,700
Northwest Corner Of Forest Hills Blvd And Osprey Dr	Low- Usable	3	\$ 1,500
Northeast Corner Of Forest Hills Blvd And Osprey Dr	Low- Usable	4	\$ 2,700
Northeast Corner Of Forest Hills Blvd And Waldon Dr	Low- Usable	4	\$ 2,700
Northwest Corner Of Forest Hills Blvd And Waldon Dr	Low- Usable	4	\$ 2,700
Southwest Corner Of Forest Hills Blvd And Waldon Dr	Low- Usable	4	\$ 2,700
Southeast Corner Of Forest Hills Blvd And Waldon Dr	Low- Usable	4	\$ 2,700
Northeast Corner Of Osprey Dr And Waldon Dr	Low- Usable	2	\$ 1,000
Northwest Corner Of Osprey Dr And Waldon Dr	Low- Usable	2	\$ 1,000
Southwest Corner Of Osprey Dr And Waldon Dr	Low- Usable	2	\$ 1,000
Southeast Corner Of Osprey Dr And Waldon Dr	Low- Usable	2	\$ 1,000
Northwest Corner Of Forest Hills Blvd And Stones Crossing Rd	High- Hazardous	5	\$ 4,000
Northeast Corner Of Forest Hills Blvd And Stones Crossing Rd	High- Hazardous	5	\$ 4,000
FOX BERRY TRACE			
Southwest Corner Of Gateshead Ln And Smith Valley Rd	Low- Usable	4	\$ 2,700
Northwest Corner Of Gateshead Ln And Chelsea Ter	Low- Usable	3	\$ 1,500
Northeast Corner Of Gateshead Ln And Chelsea Ter	Low- Usable	3	\$ 1,500
Southeast Corner Of Chantry Way And Chancellor Dr	Low- Usable	3	\$ 1,500
Northeast Corner Of Chantry Way And Chancellor Dr	Low- Usable	3	\$ 1,500
North Of Chantry Way On East Side Of Chancellor Dr	Medium- Difficult Use	3	\$ 1,500
North Of Chantry Way On West Side Of Chancellor Dr	Low- Usable	3	\$ 1,500
South End Of Cul De Sac On East Side Of Chancellor Dr	Low- Usable	4	\$ 2,700
North End Of Cul De Sac On East Side Of Chancellor Dr	Low- Usable	4	\$ 2,700
North Of Cul De Sac On East Side Of Chancellor Dr	Low- Usable	4	\$ 2,700

Description	Priority	Cost Category	Cost
North Of Cul De Sac On West Side Of Chancelor Dr	Low- Usable	4	\$ 2,700
South End Of Ramsgate Ln East Side	Low- Usable	4	\$ 2,700
South End Of Ramsgate Ln West Side	Medium- Difficult Use	4	\$ 2,700
South Side Of Lionshead Ln	Medium- Difficult Use	4	\$ 2,700
South Side Of Lionshead Ln Mid Block	Low- Usable	4	\$ 2,700
North Side Of Lionshead Ln Mid Block	Low- Usable	4	\$ 2,700
North Side Of Lionshead Ln North End Of Block	Low- Usable	5	\$ 4,000
South Side Of Lionshead Ln North End Of Block	Low- Usable	3	\$ 1,500
South Side Of Queensgate Ln South End Of Block	Low- Usable	3	\$ 1,500
North Side Of Queensgate Ln South End Of Block	Low- Usable	3	\$ 1,500
North Side Of Queensgate Ln North End Of Block	Low- Usable	3	\$ 1,500
North Side Of Chelsea Ln W Of Gateshead	Low- Usable	3	\$ 1,500
South Side Of Chelsea Ln W Of Gateshead	Low- Usable	3	\$ 1,500
East Side Of Ramsgate Ln North Of Queensgate	Low- Usable	3	\$ 1,500
East Side Of Ramsgate Ln South Of Queensgate	Low- Usable	3	\$ 1,500
Southeast Corner Of Ramsgate Ln And Lionshead Ln	Low- Usable	3	\$ 1,500
Southwest Corner Of Ramsgate Ln And Lionshead Ln	Low- Usable	3	\$ 1,500
Southeast Corner Of Ramsgate Rd And Queensgate Ln	Medium- Difficult Use	5	\$ 4,000
Southwest Corner Of Ramsgate Rd And Queensgate Ln	Low- Usable	3	\$ 1,500
Northwest Corner Of Ramsgate Rd And Queensgate Ln	Low- Usable	3	\$ 1,500
Southeast Corner Of Queensgate And Chelsea Ter	Low- Usable	4	\$ 2,700
Southwest Corner Of Queensgate And Chelsea Ter	Low- Usable	2	\$ 1,000
HICKORY STICK			
Southeast Corner Of Hickory Stick/Thompson And Hickory Ridge Blvd	Low- Usable	4	\$ 2,700
Northeast Corner Of Hickory Stick/Thompson And Hickory Ridge Blvd	Low- Usable	4	\$ 2,700
Southeast Corner Of Lexington Row And Thompson Blvd	Low- Usable	3	\$ 1,500
Northeast Corner Of Lexington Row And Thompson Blvd	Low- Usable	2	\$ 1,000
Northwest Corner Of Hickory Stick Blvd And Heatherwood Blvd	Medium- Difficult Use	3	\$ 1,500
Northeast Corner Of Hickory Stick Blvd And Heatherwood Blvd	Medium- Difficult Use	5	\$ 4,000
Midblock Access (South) Of Hickory Stick Blvd And Heatherwood Blvd	Low- Usable	2	\$ 1,000
Midblock Access (North) Of Hickory Stick Blvd And Heatherwood Blvd	Low- Usable	2	\$ 1,000
Midblock Access (North) Of Thompson Blvd And Heatherwood Blvd	Low- Usable	2	\$ 1,000
Midblock Access (South) Of Thompson Blvd And Heatherwood Blvd	Low- Usable	4	\$ 2,700
Northwest Corner Of Thompson Blvd And Heatherwood Blvd	Medium- Difficult Use	4	\$ 2,700
Southwest Corner Of Thompson Blvd And Heatherwood Blvd	Medium- Difficult Use	4	\$ 2,700
Southeast Corner Of Hickory Stick Blvd And Hickory Grove Blvd	Medium- Difficult Use	4	\$ 2,700
Northeast Corner Of Hickory Stick Blvd And Hickory Grove Blvd	Low- Usable	5	\$ 4,000
Midblock Access (North) Of Hickory Stick Blvd And Hickory Grove Blvd	Low- Usable	2	\$ 1,000
Midblock Access (South) Of Hickory Stick Blvd And Hickory Grove Blvd	Low- Usable	3	\$ 1,500
HICKORY ESTATES AT HICKORY STICK			
Northeast Corner Of Walnut And Hickory Estates, West Ramp	Low- Usable	4	\$ 2,700
Northeast Corner Of Walnut And Hickory Estates, South Ramp	Low- Usable	4	\$ 2,700
Southeast Corner Of Walnut And Hickory Estates, North Ramp	Low- Usable	2	\$ 1,000
Southeast Corner Of Walnut And Hickory Estates, West Ramp	Low- Usable	1	\$ 500
Southwest Corner Of Walnut And Hickory Estates	Low- Usable	1	\$ 500
Northwest Corner Of Walnut And Hickory Estates	Low- Usable	1	\$ 500
Northeast Corner Of Hickory Estates And Chestnut Ct East, West Ramp	Low- Usable	1	\$ 500
Northeast Corner Of Hickory Estates And Chestnut Ct East, South Ramp	Low- Usable	1	\$ 500
Northwest Corner Of Hickory Estates And Chestnut Ct, South Ramp	Low- Usable	4	\$ 2,700
Northwest Corner Of Hickory Estates And Chestnut Ct, East Ramp	Low- Usable	4	\$ 2,700
Southwest Corner Of 500W And Hickory Estates	Low- Usable	4	\$ 2,700
Southeast Corner Of 500W And Hickory Estates	Low- Usable	1	\$ 500
HICKORY RIDGE VILLAGE AT HICKORY STICK			
Southeast Corner Of Hickory Grove Blvd And Hickory Wood Row	Medium- Difficult Use	4	\$ 2,700
Southwest Corner Of Hickory Grove Blvd And Hickory Wood Row	Medium- Difficult Use	4	\$ 2,700
Midblock Access (West) Of Hickory Grove Blvd And Hickory Wood Row	Medium- Difficult Use	4	\$ 2,700
Midblock Access (East) Of Hickory Grove Blvd And Hickory Wood Row	Medium- Difficult Use	4	\$ 2,700
Midblock Access (East) Of Hickory Grove Blvd And Hickory Wood Row	Low- Usable	4	\$ 2,700
Midblock Access (West) Of Hickory Grove Blvd And Hickory Wood Row	Low- Usable	2	\$ 1,000
Southwest Corner Of Hickory Grove Blvd And Hickory Wood Row	Low- Usable	4	\$ 2,700
Southeast Corner Of Hickory Grove Blvd And Hickory Wood Row	Low- Usable	4	\$ 2,700

Description	Priority	Cost Category	Cost
Northeast Corner Of Hickory Grove Blvd And Hickory Ridge Row	Low- Usable	5	\$ 4,000
Midblock Access Of Hickory Grove Blvd And Hickory Ridge Row	Low- Usable	4	\$ 2,700
Midblock Access (South) Of Hickory Grove Blvd	Low- Usable	1	\$ 500
Midblock Access (North) Of Hickory Grove Blvd	Low- Usable	2	\$ 1,000
LEXINGTON GREEN AT HICKORY STICK			
Southwest Corner Of Lexington Row And Thompson Row	Low- Usable	2	\$ 1,000
Southeast Corner Of Lexington Row And Thompson Row, East Ramp	Low- Usable	1	\$ 500
Southeast Corner Of Lexington Row And Thompson Row, South Ramp	Low- Usable	3	\$ 1,500
Midblock West Access Thompson Row	Low- Usable	2	\$ 1,000
Midblock North Access Lexington Row	Low- Usable	1	\$ 500
RAINTREE VILLAGE AT HICKORY STICK			
Southeast Corner Of Raintree And Rainmaker	Low- Usable	4	\$ 2,700
Southeast Corner Of Raintree And Cul De Sac	Low- Usable	1	\$ 500
Southwest Corner Of Raintree And South Cul De Sac	Low- Usable	3	\$ 1,500
Southwest Corner Of Raintree And Rainmaker	Low- Usable	4	\$ 2,700
Southwest Corner Of Raintree And Rainwater	Low- Usable	4	\$ 2,700
Southwest Corner Of Raintree And Rainwater N	Medium- Difficult Use	3	\$ 1,500
Southeast Corner Of Raintree And Rainwater N, Raintree Ramp	Medium- Difficult Use	3	\$ 1,500
Southeast Corner Of Raintree And Rainwater N, Rainwater Ramp	Medium- Difficult Use	4	\$ 2,700
Northeast Corner Of Raintree And Rainwater N, Rainwater Ramp	Medium- Difficult Use	4	\$ 2,700
Northeast Corner Of Raintree And Rainwater N, Raintree Ramp	Medium- Difficult Use	4	\$ 2,700
Northwest Corner Of Raintree And Rainwater N	Medium- Difficult Use	4	\$ 2,700
Northeast Corner Of Raintree And Rainwater S	Low- Usable	3	\$ 1,500
Southeast Corner Of Raintree And Rainwater S	Low- Usable	3	\$ 1,500
Northeast Corner Of Raintree And Rainmaker	Medium- Difficult Use	3	\$ 1,500
SHADOW VILLAGE EAST AT HICKORY STICK			
Northeast Corner Of Harvey'S Path And Marcella, South Ramp	Low- Usable	1	\$ 500
Northeast Corner Of Harvey'S Path And Marcella, West Ramp	Low- Usable	2	\$ 1,000
Northwest Corner Of Marcella And Harveys Path	Low- Usable	2	\$ 1,000
SHADOW VILLAGE WEST AT HICKORY STICK			
Northeast Corner Of Shadow Ridge And Shady Pointe	Low- Usable	3	\$ 1,500
Southeast Corner Of Shadow Ridge And Shady Pointe	Low- Usable	2	\$ 1,000
STONEY POINTE AT HICKORY STICK			
Northeast Corner Of Diamond Row And Hickory Ridge Blvd	Low- Usable	4	\$ 2,700
Northwest Corner Of Diamond Row And Hickory Ridge Blvd	Low- Usable	4	\$ 2,700
Southwest Corner Of Diamond Row And Hickory Ridge Blvd	Low- Usable	4	\$ 2,700
Southeast Corner Of Diamond Row	Low- Usable	5	\$ 4,000
Southwest Corner Of Diamond Row	Low- Usable	5	\$ 4,000
Northeast Corner Of Diamond Ridge And Hickory Ridge Blvd	Low- Usable	4	\$ 2,700
Northwest Corner Of Diamond Ridge And Hickory Ridge Blvd	Low- Usable	4	\$ 2,700
Southeast Corner Of Diamond Ridge	Low- Usable	4	\$ 2,700
Northeast Corner Of Diamond Ridge	Low- Usable	4	\$ 2,700
Northwest Corner Of Hickory Ridge Blvd And Hickory Dr.	Low- Usable	5	\$ 4,000
Southwest Corner Of Hickory Ridge Blvd And Hickory Dr.	Low- Usable	4	\$ 2,700
HIGHLAND PARK			
Northeast Corner Of Dockside Dr And Highland Park Dr	Low- Usable	3	\$ 1,500
Northwest Corner Of Dockside Dr And Highland Park Dr	Low- Usable	2	\$ 1,000
Southwest Corner Of Dockside Dr And Highland Park Dr	Low- Usable	4	\$ 2,700
Southeast Corner Of Dockside Dr And Highland Park Dr	Low- Usable	4	\$ 2,700
Southwest Corner Of Dockside Dr And Lomond Court	Low- Usable	4	\$ 2,700
Northwest Corner Of Dockside Dr And Lomond Court	Low- Usable	3	\$ 1,500
Northwest Corner Of Atherton Ln And Dockside Dr	Low- Usable	3	\$ 1,500
Southwest Corner Of Atherton Ln And Dockside Dr	Low- Usable	3	\$ 1,500
Midblock Access Of Atherton Ln And Dockside Dr	Low- Usable	4	\$ 2,700
Midblock Access Of Highland Park Drive And Cheviot Court	Low- Usable	1	\$ 500
Southwest Corner Of Highland Park Drive And Cheviot Court	Low- Usable	2	\$ 1,000
Southeast Corner Of Highland Park Drive And Cheviot Court	Low- Usable	3	\$ 1,500
Northeast Corner Of Eagle Trace Dr And Caledonian Court	Low- Usable	2	\$ 1,000
Northwest Corner Of Eagle Trace Dr And Caledonian Court	Low- Usable	4	\$ 2,700
Southwest Corner Of Eagle Trace Dr And Caledonian Court	Low- Usable	3	\$ 1,500
Southeast Corner Of Eagle Trace Dr And Caledonian Court	Low- Usable	3	\$ 1,500

Description	Priority	Cost Category	Cost
Northwest Corner Of Lanarkshire And Eagle Trace Drive	Medium- Difficult Use	3	\$ 1,500
Southwest Corner Of Lanarkshire And Eagle Trace Drive	Low- Usable	3	\$ 1,500
Midblock Access Of Lanarkshire And Eagle Trace Drive	Low- Usable	3	\$ 1,500
Southwest Corner Of Lanarkshire Dr And Eagle Trace Dr, West Ramp	Low- Usable	3	\$ 1,500
Southwest Corner Of Lanarkshire Dr And Eagle Trace Dr, South Ramp	Low- Usable	3	\$ 1,500
Northwest Corner Of Lanarkshire Dr And Eagle Trace Dr, North Ramp	Low- Usable	3	\$ 1,500
Northwest Corner Of Lanarkshire Dr And Eagle Trace Dr, West Ramp	Medium- Difficult Use	3	\$ 1,500
Midblock Access Of Lanarkshire Dr And Eagle Trace Dr, East Ramp	Medium- Difficult Use	3	\$ 1,500
Midblock Access Of Lanarkshire Dr And Eagle Trace Dr, East Ramp	Low- Usable	3	\$ 1,500
INNISBROOKE			
Northeast Corner Of Innisbrooke Ln And Innisbrooke Av	Medium- Difficult Use	4	\$ 2,700
West Side Of Cul Desac Of Innisbrooke Ln	Medium- Difficult Use	4	\$ 2,700
Northwest Corner Of Innisbrooke Pl And Innisbrooke Av	Medium- Difficult Use	3	\$ 1,500
Southwest Corner Of Innisbrooke Ct And Innisbrooke Av	Medium- Difficult Use	3	\$ 1,500
Northwest Corner Of Innisbrooke Ct And Innisbrooke Av	Low- Usable	2	\$ 1,000
Northwest Corner Of Innisbrooke Dr And Innisbrooke Av	Low- Usable	2	\$ 1,000
Northeast Corner Of Innisbrooke Dr And Innisbrooke Av	Low- Usable	2	\$ 1,000
Southwest Corner Of Innisbrooke Trl And Innisbrooke Av	Medium- Difficult Use	5	\$ 4,000
Southeast Corner Of Innisbrooke Trl And Innisbrooke Av	Medium- Difficult Use	5	\$ 4,000
West Side Of Cul De As Of Innisbrooke Dr	Medium- Difficult Use	4	\$ 2,700
South Side Of Innisbrooke Dr At Bridge	Low- Usable	3	\$ 1,500
North Side Of Innisbrooke Dr At Bridge	Low- Usable	2	\$ 1,000
Southwest Corner Of Innisbrooke Tr And Crooked Stick Ct	Low- Usable	2	\$ 1,000
Northeast Corner Of Innisbrooke Tr And Crooked Stick Ct	Low- Usable	2	\$ 1,000
Southeast Corner Of Innisbrooke Tr And Crooked Stick Ct	Low- Usable	2	\$ 1,000
Southwest Corner Of Racquet Ct And Crooked Stick Ct	Low- Usable	2	\$ 1,000
Northwest Corner Of Racquet Ct And Crooked Stick Ct	Low- Usable	2	\$ 1,000
Southeast Corner Of Racquet Ct And Crooked Stick Ct	Low- Usable	2	\$ 1,000
East Side Cul Desac Of Racquet Ct	Low- Usable	2	\$ 1,000
West Side Cul Desac Of Racquet Ct	Low- Usable	2	\$ 1,000
West Side Cul Desac Of Crooked Stick Ct	Low- Usable	2	\$ 1,000
West Side Cul Desac Of Crooked Stick Ct	Low- Usable	4	\$ 2,700
North Side Of Innisbrooke Tr	Low- Usable	3	\$ 1,500
Southwest Corner Of Inni Way And Innisbrooke Tr	Medium- Difficult Use	3	\$ 1,500
Northeast Corner Of Inni Way And Innisbrooke Tr	Low- Usable	2	\$ 1,000
Southeast Corner Of Inni Way And Innisbrooke Tr	Low- Usable	2	\$ 1,000
South Cul De Sac Of Innisbrooke Tr	Low- Usable	2	\$ 1,000
KENSINGTON GROVE			
Northeast Corner Of Coventry Lane And Travis Road	Low- Usable	3	\$ 1,500
Northwest Corner Of Coventry Lane And Travis Road	Low- Usable	3	\$ 1,500
Southwest Corner Of Coventry Lane And Westbourne Ct, South Ramp	Low- Usable	3	\$ 1,500
Southwest Corner Of Coventry Lane And Westbourne Ct, West Ramp	Low- Usable	3	\$ 1,500
Midblock Access (South) Of Coventry Lane And Westbourne Court	Low- Usable	3	\$ 1,500
Midblock Access (North) Of Coventry Lane And Westbourne Court	Low- Usable	3	\$ 1,500
Southwest Corner Of Westbourne Court And Aldwych Court, West Ramp	Low- Usable	2	\$ 1,000
Southwest Corner Of Westbourne Court And Aldwych Court, South Ramp	Low- Usable	3	\$ 1,500
Northeast Corner Of Westbourne Court And Aldwych Court, North Ramp	Low- Usable	4	\$ 2,700
Northeast Corner Of Westbourne Court And Aldwych Court, East Ramp	Low- Usable	4	\$ 2,700
Northeast Corner Of Coventry Lane And Ashby Court, East Ramp	Low- Usable	4	\$ 2,700
Northeast Corner Of Coventry Lane And Ashby Court, North Ramp	Low- Usable	4	\$ 2,700
Southeast Corner Of Coventry Lane And Ashby Court, South Ramp	Low- Usable	4	\$ 2,700
Southeast Corner Of Coventry Lane And Ashby Court, East Ramp	Low- Usable	4	\$ 2,700
Midblock Access (South) Of Coventry Lane And Ashby Court	Low- Usable	2	\$ 1,000
Midblock Access (North) Of Coventry Lane And Ashby Court	Low- Usable	2	\$ 1,000
Northwest Corner Of Camden Lane And Ashby Court, North Ramp	Low- Usable	4	\$ 2,700
Northwest Corner Of Camden Lane And Ashby Court, West Ramp	Low- Usable	2	\$ 1,000
Midblock Access (North) Of Camden Lane	Low- Usable	2	\$ 1,000
Southwest Corner Of Cromwell Court And Chancery Blvd, West Ramp	Low- Usable	4	\$ 2,700
Southwest Corner Of Cromwell Court And Chancery Blvd, South Ramp	Low- Usable	4	\$ 2,700
Southeast Corner Of Cromwell Court And Chancery Blvd, East Ramp	Low- Usable	4	\$ 2,700

Description	Priority	Cost Category	Cost
Southeast Corner Of Cromwell Court And Chancery Blvd, South Ramp	Low- Usable	4	\$ 2,700
Midblock Access (East) Of Cromwell Court And Chancery Blvd	Low- Usable	1	\$ 500
Midblock Access (West) Of Cromwell Court And Chancery Blvd	Low- Usable	1	\$ 500
Northeast Corner Of Haverstock Circle And Chancery Blvd, East Ramp	Low- Usable	4	\$ 2,700
Northeast Corner Of Haverstock Circle And Chancery Blvd, North Ramp	Low- Usable	4	\$ 2,700
Southwest Corner Of Chancery Blvd And Aldersgate Dr, South Ramp	Low- Usable	4	\$ 2,700
Southwest Corner Of Chancery Blvd And Aldersgate Dr, West Ramp	Low- Usable	3	\$ 1,500
Midblock Access (West) Of Chancery Blvd And Aldersgate Dr	Low- Usable	4	\$ 2,700
Midblock Access (East) Of Chancery Blvd And Aldersgate Dr	Low- Usable	4	\$ 2,700
Northeast Corner Of Camberly Court And Chancery Blvd, East Ramp	Low- Usable	3	\$ 1,500
Northeast Corner Of Camberly Court And Chancery Blvd, North Ramp	Low- Usable	2	\$ 1,000
Northeast Corner Of Shadwell Place And Chancery Blvd, East Ramp	Medium- Difficult Use	5	\$ 4,000
Northeast Corner Of Shadwell Place And Chancery Blvd, North Ramp	Low- Usable	1	\$ 500
Northwest Corner Of Shadwell Place And Chancery Blvd, West Ramp	Low- Usable	3	\$ 1,500
Northwest Corner Of Shadwell Place And Chancery Blvd, North Ramp	Low- Usable	4	\$ 2,700
Midblock Access (West) Of Shadwell Place And Chancery Blvd	Low- Usable	4	\$ 2,700
Midblock Access (East) Of Shadwell Place And Chancery Blvd	Low- Usable	4	\$ 2,700
Northeast Corner Of Shadwell Court And Coventry Lane, East Ramp	Low- Usable	2	\$ 1,000
Northeast Corner Of Shadwell Court And Coventry Lane, North Ramp	Low- Usable	4	\$ 2,700
Northwest Corner Of Shadwell Court And Coventry Lane, West Ramp	Low- Usable	4	\$ 2,700
Northwest Corner Of Shadwell Court And Coventry Lane, North Ramp	Low- Usable	3	\$ 1,500
Midblock Access (West) Of Shadwell Court And Coventry Lane	Low- Usable	2	\$ 1,000
Midblock Access (East) Of Shadwell Court And Coventry Lane	Low- Usable	4	\$ 2,700
Northeast Corner Of Coventry Lane And Chancery Blvd, North Ramp	Low- Usable	5	\$ 4,000
Northeast Corner Of Coventry Lane And Chancery Blvd, East Ramp	Low- Usable	2	\$ 1,000
Northwest Corner Of Coventry Lane And Chancery Blvd, West Ramp	Low- Usable	2	\$ 1,000
Northwest Corner Of Coventry Lane And Chancery Blvd, North Ramp	Low- Usable	2	\$ 1,000
Southwest Corner Of Coventry Lane And Chancery Blvd, South Ramp	Low- Usable	2	\$ 1,000
Southwest Corner Of Coventry Lane And Chancery Blvd, West Ramp	Low- Usable	3	\$ 1,500
Southeast Corner Of Coventry Lane And Chancery Blvd, East Ramp	Low- Usable	4	\$ 2,700
Southeast Corner Of Coventry Lane And Chancery Blvd, South Ramp	Low- Usable	4	\$ 2,700
Northwest Corner Of Bloomsbury North And Chancery Blvd, North Ramp	Low- Usable	3	\$ 1,500
Northwest Corner Of Bloomsbury North And Chancery Blvd, West Ramp	Low- Usable	4	\$ 2,700
Southwest Corner Of Bloomsbury North And Chancery Blvd, South Ramp	Low- Usable	4	\$ 2,700
Southwest Corner Of Bloomsbury North And Chancery Blvd, West Ramp	Low- Usable	4	\$ 2,700
Midblock Access Of Bloomsbury North And Chancery Blvd, East Ramp	Low- Usable	4	\$ 2,700
Northeast Corner Of Baywater Court And Bloomsbury, East Ramp	Low- Usable	4	\$ 2,700
Northeast Corner Of Baywater Court And Bloomsbury, North Ramp	Low- Usable	4	\$ 2,700
Midblock Access Of Baywater Court And Bloomsbury, South Ramp	Low- Usable	4	\$ 2,700
Midblock Access Of Baywater Court And Bloomsbury, South Ramp	Low- Usable	4	\$ 2,700
Northwest Corner Of Baywater Court And Bloomsbury, North Ramp	Low- Usable	4	\$ 2,700
Northwest Corner Of Baywater Court And Bloomsbury, West Ramp	Low- Usable	4	\$ 2,700
Southwest Corner Of Bloomsbury S And Bloomsbury N, West Ramp	Low- Usable	4	\$ 2,700
Southwest Corner Of Bloomsbury S And Bloomsbury N, South Ramp	Low- Usable	2	\$ 1,000
Southeast Corner Of Bloomsbury S And Bloomsbury N, South Ramp	Low- Usable	4	\$ 2,700
Southeast Corner Of Bloomsbury S And Bloomsbury N, East Ramp	Low- Usable	3	\$ 1,500
Midblock Access Of Bloomsbury S And Bloomsbury N, North Ramp	Low- Usable	4	\$ 2,700
Southwest Corner Of Bloomsbury Court And Bloomsbury S, West Ramp	Low- Usable	1	\$ 500
Southwest Corner Of Bloomsbury Court And Bloomsbury S, South Ramp	Low- Usable	1	\$ 500
Midblock Access Of Bloomsbury Court And Bloomsbury S, East Ramp	Low- Usable	1	\$ 500
Midblock Access Of Bloomsbury Court And Bloomsbury S, East Ramp	Low- Usable	4	\$ 2,700
Southwest Corner Of Kensington Grove And 500W	Medium- Difficult Use	4	\$ 2,700
Northwest Corner Of Kensington Grove And 500W	Medium- Difficult Use	4	\$ 2,700
LINCOLN PARK			
Southwest Corner Of Co Line Rd And Lincoln Park Blvd	Low- Usable	2	\$ 1,000
Northwest Corner Of Lincoln Park Blvd And Field Ent	Low- Usable	2	\$ 1,000
Southwest Corner Of Lincoln Park Blvd And Field Ent	Low- Usable	2	\$ 1,000
Northwest Corner Of Lincoln Park Blvd And Lincoln Park West Dr	Low- Usable	2	\$ 1,000
Southeast Corner Of Lincoln Park East Dr And Meridian Meadows Rd	Low- Usable	2	\$ 1,000
Northeast Corner Of Lincoln Park East Dr And Meridian Meadows Rd	Low- Usable	2	\$ 1,000
Northeast Corner Of Lincoln Park Blvd And Lincoln Park East Dr	Low- Usable	2	\$ 1,000

Description	Priority	Cost Category	Cost
South Intersection Of Lincoln Park East And West Drives	Low- Usable	1	\$ 500
Southeast Corner Of Lincoln Park Blvd And Field Ent	Low- Usable	3	\$ 1,500
Northeast Corner Of Lincoln Park Blvd And Field Ent	Low- Usable	1	\$ 500
Southeast Corner Of County Line Rd And Lincoln Park Blvd	Low- Usable	1	\$ 500
MAKENA RIDGE			
Southwest Corner Of Hazy Ln And Brier Dr	Medium- Difficult Use	3	\$ 1,500
Northwest Corner Of Hazy Ln And Brier Dr	Medium- Difficult Use	5	\$ 4,000
Northeast Corner Of Hazy Ln And Brier Dr	Medium- Difficult Use	4	\$ 2,700
Southeast Corner Of Hazy Ln And Brier Dr	Medium- Difficult Use	3	\$ 1,500
Southwest Corner Of Hazy Ln And Riviera Dr	Medium- Difficult Use	4	\$ 2,700
Northwest Corner Of Hazy Ln And Riviera Dr	Medium- Difficult Use	4	\$ 2,700
Northeast Corner Of Hazy Ln And Riviera Dr	Low- Usable	4	\$ 2,700
Southeast Corner Of Hazy Ln And Riviera Dr	Low- Usable	4	\$ 2,700
Southwest Corner Of Hazy Ln And Makena Ridge Ln	Low- Usable	2	\$ 1,000
Northwest Corner Of Hazy Ln And Makena Ridge Ln	Low- Usable	4	\$ 2,700
Northeast Corner Of Hazy Ln And Makena Ridge Ln	Low- Usable	5	\$ 4,000
Northeast Corner Of Hazy Ln And Makena Ridge Ln	Low- Usable	4	\$ 2,700
OLIVE BRANCH MANOR			
Northeast Corner Of Willshire Dr And Yorkshire Dr	Medium- Difficult Use	4	\$ 2,700
Southeast Corner Of Willshire Dr And Yorkshire Dr	Medium- Difficult Use	4	\$ 2,700
Midblock Access Of Willshire Dr And Yorkshire Dr	Low- Usable	3	\$ 1,500
Northeast Corner Of Willshire Dr And Preston Ct	Low- Usable	4	\$ 2,700
Northwest Corner Of Willshire Dr And Preston Ct	Medium- Difficult Use	3	\$ 1,500
Midblock Access Of Willshire Dr And Preston Ct	Low- Usable	4	\$ 2,700
Northeast Corner Of Willshire Dr And Shore Dr	Medium- Difficult Use	5	\$ 4,000
Southeast Corner Of Willshire Dr And Shore Dr	Medium- Difficult Use	4	\$ 2,700
Northeast Corner Of Windham Dr And Yorkshire Dr	Low- Usable	3	\$ 1,500
Southeast Corner Of Windham Dr And Yorkshire Dr	Low- Usable	3	\$ 1,500
PEBBLE RUN			
Northeast Corner Of Estes Rd And Tracy Jo Rd	Low- Usable	3	\$ 1,500
Northwest Corner Of Estes Rd And Tracy Jo Rd	Medium- Difficult Use	4	\$ 2,700
Northeast Corner Of Tracy Jo Rd And Ronald Ct	High- Hazardous	6	\$ 5,400
Northwest Corner Of Tracy Jo Rd And Ronald Ct	High- Hazardous	6	\$ 5,400
Northeast Corner Of Tracy Jo Rd And Hall Dr	Medium- Difficult Use	3	\$ 1,500
Northwest Corner Of Tracy Jo Rd And Hall Dr	Medium- Difficult Use	4	\$ 2,700
Cul De Sac Of Jo Ann Ct	Medium- Difficult Use	3	\$ 1,500
Northeast Corner Of Jo Ann Ct And Tracy Jo Rd	Medium- Difficult Use	4	\$ 2,700
Northwest Corner Of Jo Ann Ct And Tracy Jo Rd	Medium- Difficult Use	4	\$ 2,700
Southeast Corner Of David Dr And Tracy Jo Rd	Medium- Difficult Use	4	\$ 2,700
Southwest Corner Of David Dr And Tracy Jo Rd	Low- Usable	2	\$ 1,000
Northeast Corner Of David Dr And Tracy Jo Rd	Low- Usable	2	\$ 1,000
Cul De Sac Of Tracy Jo Ct	Medium- Difficult Use	3	\$ 1,500
Northeast Corner Of David Dr And Fairview Rd	Medium- Difficult Use	3	\$ 1,500
Cul De Sac Of Mark Ct	Medium- Difficult Use	3	\$ 1,500
Southwest Corner Of Mark Ct And David Dr	Low- Usable	3	\$ 1,500
Southeast Corner Of Mark Ct And David Dr	Medium- Difficult Use	5	\$ 4,000
Cul De Sac Of Lacy Ct	Medium- Difficult Use	4	\$ 2,700
Southeast Corner Of Lacy Ct And David Dr	Medium- Difficult Use	4	\$ 2,700
Southwest Corner Of Lacy Ct And David Dr	Medium- Difficult Use	4	\$ 2,700
Southeastcorner Of Lacy Pl And Hall Dr	Medium- Difficult Use	3	\$ 1,500
Southwest Corner Of Hall Dr And Michael Ct	Medium- Difficult Use	4	\$ 2,700
Northwest Corner Of Hall Dr And Michael Ct	Medium- Difficult Use	4	\$ 2,700
Northwest Corner Of Hall Dr And Michael Ct	Medium- Difficult Use	4	\$ 2,700
Northeast Corner Of Hall Dr And Linda Way	Medium- Difficult Use	4	\$ 2,700
Northeast Corner Of Hall Dr And Linda Way	Medium- Difficult Use	4	\$ 2,700
East Corner Of Estes Rd And Linda Way	Medium- Difficult Use	4	\$ 2,700
East Corner Of Estes Rd And Linda Way	Medium- Difficult Use	4	\$ 2,700
Northwest Corner Of Estes Dr And Lacy Dr	Medium- Difficult Use	4	\$ 2,700
Northeast Corner Of Estes Dr And Lacy Dr	Medium- Difficult Use	4	\$ 2,700

Description	Priority	Cost Category	Cost
Southwest Corner Of Hackman Dr And Lacy Pl	Medium- Difficult Use	4	\$ 2,700
Southeast Corner Of Hackman Dr And Lacy Pl	Medium- Difficult Use	6	\$ 5,400
Northeast Corner Of Hackman Dr And Lacy Pl	High- Hazardous	6	\$ 5,400
Southeast Corner Of Hackman Dr And Cave Ct	Medium- Difficult Use	3	\$ 1,500
Northeast Corner Of Hackman Dr And Cave Ct	Medium- Difficult Use	3	\$ 1,500
Southeast Corner Of Heckman Way And Scott Ct	Medium- Difficult Use	3	\$ 1,500
Northeast Corner Of Heckman Way And Scott Ct	Medium- Difficult Use	6	\$ 5,400
Southwest Corner Of Scott Dr And Pebble Way	Medium- Difficult Use	3	\$ 1,500
Southwest Corner Of Scott Dr And Pebble Way	High- Hazardous	6	\$ 5,400
Southwest Corner Of Jaynes Cir And Pebble Way	Medium- Difficult Use	3	\$ 1,500
PHEASANT POINTE			
Southwest Corner Of Game Bird Dr. And Gosling Ct.	Low- Usable	4	\$ 2,700
Northeast Corner Of Game Bird Dr. And Covey Ct.	Low- Usable	2	\$ 1,000
Southwest Corner Of Partridge Dr. And Unmarked Street	Low- Usable	3	\$ 1,500
PRESERVE AT COPPER LEAF			
Northeast Corner Of Oakforge Way And Brooks Bend	Low- Usable	3	\$ 1,500
Northwest Corner Of Oakforge Way And Brooks Bend	Low- Usable	3	\$ 1,500
Southwest Corner Of Oakforge Way And Brooks Bend	Low- Usable	3	\$ 1,500
Southeast Corner Of Oakforge Way And Brooks Bend	Low- Usable	3	\$ 1,500
Oakforge Way (Court) South Access Ramp	Low- Usable	3	\$ 1,500
Oakforge Way (Court) North Access Ramp	Low- Usable	3	\$ 1,500
Southeast Corner Of Oakforge Way And Woodcrest Ct	Low- Usable	3	\$ 1,500
Southwest Corner Of Oakforge Way And Woodcrest Ct	Low- Usable	3	\$ 1,500
Southeast Corner Of Copperleaf Blvd And Brooks Bend	Low- Usable	5	\$ 4,000
Southwest Corner Of Copperleaf Blvd And Brooks Bend	Low- Usable	5	\$ 4,000
Midblock Access Of Copperleaf Blvd And Brooks Bend	Low- Usable	5	\$ 4,000
Southeast Corner Of Brooks Bend And Summerfield Crossing	Low- Usable	4	\$ 2,700
Midblock Access Of Brooks Bend And Summerfield Crossing	Low- Usable	4	\$ 2,700
Southwest Corner Of Brooks Bend And Summerfield Crossing	Low- Usable	4	\$ 2,700
Northwest Corner Of Golden Hill Ct And Morningside Dr	Low- Usable	2	\$ 1,000
Southwest Corner Of Golden Hill Ct And Morningside Dr	Low- Usable	2	\$ 1,000
Northeast Corner Of Copperwood Dr And Copperleaf Blvd	Low- Usable	1	\$ 500
Northwest Corner Of Copperwood Dr And Copperleaf Blvd	Low- Usable	3	\$ 1,500
SHEFFIELD PARK			
Southeast Corner Of Cr 500 W And Aquaduct Dr	Low- Usable	2	\$ 1,000
Northeast Corner Of Cr 500 W And Aquaduct Dr	Low- Usable	2	\$ 1,000
Southwest Corner Of Aquaduct And Prince Dr	Low- Usable	3	\$ 1,500
Northwest Corner Of Aquaduct And Prince Dr	Low- Usable	3	\$ 1,500
Southeast Corner Of Aquaduct And Prince Dr	Low- Usable	2	\$ 1,000
Northwest Corner Of Prince Dr And Kilda Dr	Low- Usable	2	\$ 1,000
Northeast Corner Of Prince Dr And Kilda Dr	Low- Usable	4	\$ 2,700
Southeast Corner Of Prince Dr And Kilda Dr	Low- Usable	3	\$ 1,500
Southwest Corner Of Onslow Dr And Prince Dr	Low- Usable	2	\$ 1,000
Northwest Corner Of Onslow Dr And Prince Dr	Low- Usable	2	\$ 1,000
Northeast Corner Of Onslow Dr And Prince Dr	Low- Usable	2	\$ 1,000
South Ramp At Cu De Sac Of Onslow Dr	Low- Usable	2	\$ 1,000
North Ramp At Cu De Sac Of Onslow Dr	Low- Usable	2	\$ 1,000
Southeast Corner Of Cork Ct And New London Dr	Low- Usable	1	\$ 500
Southwest Corner Of Cork Ct And New London Dr	Low- Usable	1	\$ 500
Northeast Corner Of Cork Ct And New London Dr	Low- Usable	2	\$ 1,000
Southwest Corner Of Altair Ct And New London Dr	Low- Usable	3	\$ 1,500
Northwest Corner Of Altair Ct And New London Dr	Low- Usable	2	\$ 1,000
Northeast Corner Of Altair Ct And New London Dr	Low- Usable	4	\$ 2,700
Cul De Sac South Side Of Altair Ct	Low- Usable	3	\$ 1,500
Cul De Sac North Side Of Altair Ct	Low- Usable	2	\$ 1,000
Southwest Corner Of Kilda Dr And New London Dr	Low- Usable	2	\$ 1,000
Northwest Corner Of Kilda Dr And New London Dr	Low- Usable	2	\$ 1,000
Northeast Corner Of Kilda Dr And New London Dr	Low- Usable	4	\$ 2,700
Southwest Corner Of Aquaduct And New London Dr	Low- Usable	4	\$ 2,700

Description	Priority	Cost Category	Cost
Northeast Corner Of Aquaduct And New London Dr	Low- Usable	4	\$ 2,700
Southwest Corner Of Aquaduct And New London Dr	High- Hazardous	5	\$ 4,000
Southeast Corner Of Aquaduct And Wales Ct	Low- Usable	4	\$ 2,700
Northeast Corner Of Aquaduct And Wales Ct	Low- Usable	4	\$ 2,700
Southwest Corner Of Aquaduct And Wales Ct	Low- Usable	2	\$ 1,000
South Side Of Cul De Sac Wales Ct	Medium- Difficult Use	3	\$ 1,500
North Side Of Cul De Sac Wales Ct	Medium- Difficult Use	3	\$ 1,500
Southwest Corner Of Orkney And Kilda Dr	Low- Usable	2	\$ 1,000
Northwest Corner Of Orkney And Kilda Dr	Medium- Difficult Use	4	\$ 2,700
Northeast Corner Of Orkney And Kilda Dr	Medium- Difficult Use	4	\$ 2,700
West Side Of Cul De Sac At Orkney	Low- Usable	4	\$ 2,700
East Side Of Cul De Sac At Orkney	Low- Usable	2	\$ 1,000
SMOKEY ROW ESTATES			
Northeast Corner Of Smokey Road Dr. And Lindsey Dr.	Low- Usable	2	\$ 1,000
Northwest Corner Of Smokey Road Dr. And Lindsey Dr.	Low- Usable	2	\$ 1,000
Northeast Corner Of Smokey Row Rd And Streamline Dr	Low- Usable	3	\$ 1,500
Northwest Corner Of Smokey Row Rd And Streamline Dr	Low- Usable	3	\$ 1,500
Northwest Corner Of Streamwood Dr. And Lindsey Circle	Low- Usable	3	\$ 1,500
Southwest Corner Of Streamwood Dr. And Lindsey Circle	Low- Usable	3	\$ 1,500
Southeast Corner Of Lindsey Circle	Low- Usable	4	\$ 2,700
Northeast Corner Of Streamside Dr. And Oakton Way	Low- Usable	2	\$ 1,000
Northeast Corner Of Streamside Dr. And Shelby Circle	Low- Usable	1	\$ 500
West Side Of Shelby Circle Mid-Neck Of Drive	Low- Usable	1	\$ 500
STONE VILLAGE			
Northeast Corner Of Eaton Mews Ct And Cadogan Dr	Low- Usable	4	\$ 2,700
Northwest Corner Of Eaton Mews Ct And Cadogan Dr	Low- Usable	4	\$ 2,700
Northeast Corner Of Beckenham Way And Cadogan Dr	Low- Usable	4	\$ 2,700
Southeast Corner Of Beckenham Way And Cadogan Dr	Low- Usable	4	\$ 2,700
Northwest Corner Of Rylee Ct And Jackson Reed St	Low- Usable	2	\$ 1,000
Northwest Corner Of Rylee Ct And Jackson Reed St	Low- Usable	4	\$ 2,700
Midblock Access Of Rylee Ct And Jackson Reed St	Low- Usable	4	\$ 2,700
Southeast Corner Of Cadogan Dr And Stones Crossing Rd	Low- Usable	3	\$ 1,500
Southwest Corner Of Cadogan Dr And Stones Crossing Rd	Low- Usable	3	\$ 1,500
TURFWAY PARK			
Southwest Corner Of Driftwood Ln And Runyon Rd	Medium- Difficult Use	3	\$ 1,500
Northwest Corner Of Driftwood Ln And Runyon Rd	Medium- Difficult Use	3	\$ 1,500
Southwest Corner Of Driftwood Ln And Trotter Ct	Medium- Difficult Use	4	\$ 2,700
Southeast Corner Of Driftwood Ln And Trotter Ct	Low- Usable	3	\$ 1,500
West Side Of Cul De Sac Of Trotter Ct	Low- Usable	3	\$ 1,500
East Side Of Cul De Sac Of Trotter Ct	Low- Usable	3	\$ 1,500
Southeast Corner Of Preakness Dr And Driftwood Ln	Low- Usable	3	\$ 1,500
Northwest Corner Of Preakness Dr And Driftwood Ln	Low- Usable	3	\$ 1,500
South Side Cd Sac Of Turfway Ct	Low- Usable	3	\$ 1,500
North Side Cd Sac Of Turfway Ct	Low- Usable	3	\$ 1,500
Northwest Corner Of Welton And Preakness Dr	Low- Usable	3	\$ 1,500
Northeast Corner Of Welton And Preakness Dr	Low- Usable	3	\$ 1,500
Southeast Corner Of Welton And Preakness Dr	Low- Usable	3	\$ 1,500
North Side Of Welton Cul De Sac	Low- Usable	3	\$ 1,500
Southeast Corner Of Preakness And Churchill Downs Cir	Low- Usable	3	\$ 1,500
Northeast Corner Of Preakness And Churchill Downs Cir	Low- Usable	3	\$ 1,500
South Side Of Cul D Sac Of Churchill Downs Cir	Low- Usable	3	\$ 1,500
North Side Of Cul D Sac Of Churchill Downs Cir	Low- Usable	3	\$ 1,500
Southwest Corner Of Walker And Preakness Dr	Low- Usable	3	\$ 1,500
Northwest Corner Of Walker And Preakness Dr	Low- Usable	3	\$ 1,500
Southeast Corner Of Walker And Preakness Dr	Low- Usable	4	\$ 2,700
Walker Ct Cul D Sac South Side	Low- Usable	3	\$ 1,500
WAKEFIELD/WAKEFIELD WEST			
Southeast Corner Of Paddock Rd And Gainesway Dr	Medium- Difficult Use	5	\$ 4,000

Description	Priority	Cost Category	Cost
Southeast Corner Of Paddock Rd And Gainesway Dr	Low- Usable	2	\$ 1,000
Northeast Corner Of Paddock Rd And Gainesway Dr	Low- Usable	2	\$ 1,000
Northeast Corner Of Paddock Rd And Gainesway Dr	Low- Usable	2	\$ 1,000
Northwest Corner Of Paddock Rd And Gainesway Dr	Low- Usable	3	\$ 1,500
Northwest Corner Of Paddock Rd And Gainesway Dr	Low- Usable	2	\$ 1,000
Southwest Corner Of Paddock Rd And Gainesway Dr	Low- Usable	2	\$ 1,000
Southwest Corner Of Paddock Rd And Gainesway Dr	Low- Usable	3	\$ 1,500
Northwest Corner Of Paddock Rd And Smith Valley Rd	Low- Usable	2	\$ 1,000
Northeast Corner Of Paddock Rd And Smith Valley Rd	Low- Usable	2	\$ 1,000
Southwest Corner Of Paddock Rd And Governors Dr	Low- Usable	1	\$ 500
Southwest Corner Of Paddock Rd And Governors Dr	Low- Usable	2	\$ 1,000
Northwest Corner Of Paddock Rd And Governors Dr	Low- Usable	3	\$ 1,500
Southeast Corner Of Paddock Rd And Governors Dr	Low- Usable	3	\$ 1,500
Southeast Corner Of Paddock Rd And Wakefield Dr	Low- Usable	2	\$ 1,000
Northeast Corner Of Paddock Rd And Wakefield Dr	Low- Usable	3	\$ 1,500
Southwest Corner Of Paddock Rd And Wakefield Dr	Low- Usable	1	\$ 500
Northeast Corner Of Gainesway And Basswood, South Ramp	Low- Usable	2	\$ 1,000
Northeast Corner Of Gainesway And Basswood, West Ramp	Low- Usable	2	\$ 1,000
Northwest Corner Of Gainesway And Basswood, East Ramp	Low- Usable	2	\$ 1,000
Northwest Corner Of Gainesway And Basswood, South Ramp	Medium- Difficult Use	4	\$ 2,700
Southeast Corner Of Basswood And Governors, West Ramp	Low- Usable	3	\$ 1,500
Southeast Corner Of Basswood And Governors, North Ramp	Low- Usable	2	\$ 1,000
Southwest Corner Of Basswood And Governors, East Ramp	Low- Usable	3	\$ 1,500
Southwest Corner Of Basswood And Governors, North Ramp	Low- Usable	2	\$ 1,000
Southeast Corner Of Governors And Wakefield	Low- Usable	3	\$ 1,500
North, Center, Of Wakefield And Governors	Low- Usable	2	\$ 1,000
Southwest Corner Of Wakefield And Governors	Low- Usable	4	\$ 2,700
Southeast Corner Of Wakefield And Penns Wood	Low- Usable	2	\$ 1,000
Northeast Corner Of Wakefield And Penns Wood	Low- Usable	2	\$ 1,000
Northwest Corner Of Wakefield And Penns Wood	Low- Usable	2	\$ 1,000
Southeast Corner Of Pennswood And Patriot	Low- Usable	3	\$ 1,500
Northeast Corner Of Pennswood And Patriot	Low- Usable	3	\$ 1,500
Southwest Corner Of Pennswood And Patriot	Low- Usable	1	\$ 500
Northwest Corner Of Pennswood And Fairfax	Low- Usable	1	\$ 500
Southwest Corner Of Pennswood And Fairfax	Low- Usable	1	\$ 500
West, Center, Fairfax And Cody	Low- Usable	4	\$ 2,700
Southeast Corner Of Fairfax And Cody	Low- Usable	3	\$ 1,500
Northeast Corner Of Fairfax And Cody	Medium- Difficult Use	3	\$ 1,500
Northwest Corner Of Wakefield And Fairfax	Low- Usable	2	\$ 1,000
Southwest Corner Of Wakefield And Fairfax	Low- Usable	1	\$ 500
Southeast Corner Of Wakefield And Fairfax	Low- Usable	2	\$ 1,000
Northeast Corner Of Wakefield And Fairfax	Low- Usable	2	\$ 1,000
Southwest Corner Of Wakefield And Paddock	Low- Usable	2	\$ 1,000
East, Center Of Wakefield And Paddock	Low- Usable	2	\$ 1,000
Northwest Corner Of Wakefield And Paddock	Low- Usable	4	\$ 2,700
Northeast Corner Of Paddock And Culver	Low- Usable	2	\$ 1,000
Southeast Corner Of Culver And Paddock	Medium- Difficult Use	4	\$ 2,700
Northeast Corner Of Paddock And Cody	Low- Usable	4	\$ 2,700
Southeast Corner Of Paddock And Cody	Low- Usable	4	\$ 2,700
Southwest Corner Of Paddock And Cody	Low- Usable	4	\$ 2,700
Northwest Corner Of Paddock And Cody	Low- Usable	4	\$ 2,700
South, Center, Cody And Chapel	Low- Usable	2	\$ 1,000
Northwest Corner Of Cody And Chapel	Medium- Difficult Use	4	\$ 2,700
Northeast Corner Of Cody And Chapel	Medium- Difficult Use	4	\$ 2,700
South, Center, Inni Way And Wakefield Dr N	Low- Usable	4	\$ 2,700
Northeast Corner Of Inni Way And Wakefield Dr N	Low- Usable	2	\$ 1,000
Northwest Corner Of Inni Way And Wakefield Dr N	Low- Usable	2	\$ 1,000
Northeast Corner Of Wakefield Dr N And Fieldstone	Low- Usable	4	\$ 2,700
Northwest Corner Of Wakefield Dr N And Fieldstone	Low- Usable	4	\$ 2,700
Northwest Corner Of Wakefield Dr And Cody	Low- Usable	3	\$ 1,500
Southwest Corner Of Wakefield Dr And Cody	Low- Usable	3	\$ 1,500
East, Center, Wakefield Dr And Cody	Low- Usable	2	\$ 1,000

Description	Priority	Cost Category	Cost
West, Center, Wakefield Dr And Potomac	Low- Usable	1	\$ 500
Southeast Corner Of Wakefield And Potomac	Low- Usable	4	\$ 2,700
Northeast Corner Of Wakefield And Potomac	Low- Usable	3	\$ 1,500
Northeast Corner Of Wakefield And Bancroft	Low- Usable	3	\$ 1,500
Southeast Corner Of Wakefield And Bancroft	Low- Usable	3	\$ 1,500
West, Center Of Wakefield And Bancroft	Low- Usable	2	\$ 1,000
Southwest Corner Of Bancroft And Sutton	Low- Usable	3	\$ 1,500
Southeast Corner Of Bancroft And Sutton	Low- Usable	3	\$ 1,500
Northwest Corner Of Bancroft And Sutton	Low- Usable	4	\$ 2,700
Southwest Corner Of Bancroft And Morgantown	Low- Usable	1	\$ 500
Northeast Corner Of Sutton And Smiths Valley	Compliant	0	\$ -
Northwest Corner Of Sutton And Smiths Valley	Compliant	0	\$ -
Southwest Corner Of Thoroughbred And Wakefield Dr E	Low- Usable	3	\$ 1,500
Southeast Corner Of Thoroughbred And Wakefield Dr E	Medium- Difficult Use	4	\$ 2,700
Northwest Corner Of Homestead And Wakefield Dr S	Low- Usable	1	\$ 500
Southwest Corner Of Homestead And Wakefield Dr S, North Ramp	Low- Usable	2	\$ 1,000
Southwest Corner Of Homestead And Wakefield Dr S, East Ramp	Low- Usable	2	\$ 1,000
Southeast Corner Of Homestead And Wakefield Dr S, West Ramp	Low- Usable	4	\$ 2,700
Northeast Corner Of Gainesway And Wakefield Dr S	Low- Usable	2	\$ 1,000
Southeast Corner Of Gainesway And Wakefield Dr S, North Ramp	Low- Usable	1	\$ 500
Southeast Corner Of Gainesway And Wakefield Dr S, West Ramp	Low- Usable	2	\$ 1,000
Southwest Corner Of Gainesway And Wakefield Dr S	Low- Usable	1	\$ 500
Southeast Corner Of Columbia Ct And Columbia Circle S	Low- Usable	1	\$ 500
Northeast Corner Of Columbia Ct And Columbia Circle S	Medium- Difficult Use	4	\$ 2,700
Southwest Corner Of Columbia Circle And Wakefield Trace	Low- Usable	3	\$ 1,500
Northwest Corner Of Columbia And Wakefield Trace	Low- Usable	2	\$ 1,000
Northeast Corner Of Columbia And Wakefield Trace	Low- Usable	3	\$ 1,500
Southeast Corner Of Wakefield Rd And Wakefield Trace	Low- Usable	3	\$ 1,500
Southwest Corner Of Wakefield Rd And Wakefield Trace	Low- Usable	3	\$ 1,500
Southwest Corner Of Haywood Ct And Haywood Rd, East Ramp	Low- Usable	1	\$ 500
Southwest Corner Of Haywood Ct And Haywood Rd, North Ramp	Low- Usable	4	\$ 2,700
Southeast Corner Of Oakhaven And Haywood	Low- Usable	4	\$ 2,700
Northeast Corner Of Oakhaven And Haywood	Low- Usable	4	\$ 2,700
Northwest Corner Of Oakhaven And Haywood Rd, East Ramp	Low- Usable	1	\$ 500
Northwest Corner Of Oakhaven And Haywood Rd, South Ramp	Low- Usable	1	\$ 500
Southwest Corner Of Oakhaven And Haywood Rd, North Ramp	Low- Usable	1	\$ 500
Northwest End Of Oakhaven	Medium- Difficult Use	4	\$ 2,700
Southeast Corner Of Oakhaven And Bluff	Low- Usable	1	\$ 500
Southwest Corner Of Oakhaven And Bluff	Low- Usable	2	\$ 1,000
Northeast Corner Of Haywood And Wakefield, West Ramp	Low- Usable	1	\$ 500
Northeast Corner Of Haywood And Wakefield, South Ramp	Low- Usable	1	\$ 500
Southeast Corner Of Haywood And Wakefield, North Ramp	Low- Usable	1	\$ 500
Southeast Corner Of Haywood And Wakefield, West Ramp	Low- Usable	1	\$ 500
Southwest Corner Of Haywood And Wakefield, East Ramp	Low- Usable	3	\$ 1,500
Southwest Corner Of Haywood And Wakefield, North Ramp	Low- Usable	1	\$ 500
Northwest Corner Of Haywood And Wakefield, South Ramp	Low- Usable	1	\$ 500
Northwest Corner Of Haywood And Wakefield, East Ramp	Low- Usable	3	\$ 1,500
WALNUT WOODS			
Northeast Corner Of Walnut Hill Ct And Walnut Woods Dr	Low- Usable	1	\$ 500
Southeast Corner Of Walnut Hill Ct And Walnut Woods Dr	Low- Usable	3	\$ 1,500
Southeast Corner Of Walnut Hill Ct And Walnut Woods Dr	Low- Usable	1	\$ 500
South Ramp At Walnut Woods Dr And White Oak Ln	Low- Usable	1	\$ 500
West Ramp At Walnut Woods Dr And White Oak Ln	Low- Usable	1	\$ 500
North Ramp At Walnut Woods Dr And White Oak Ln	Low- Usable	1	\$ 500
South Ramp At Walnut Woods Dr And Sugar Maple Ct	Low- Usable	1	\$ 500
North Ramp At Walnut Woods Dr And Sugar Maple Ct	Low- Usable	2	\$ 1,000
West Ramp At Walnut Woods Dr And Sugar Maple Ct	Low- Usable	2	\$ 1,000
Northeast Corner Of Walnut Woods Dr And Southwind Ln	Low- Usable	2	\$ 1,000
Northeast Corner Of Walnut Woods Dr And Southwind Ln	Low- Usable	2	\$ 1,000
Southeast Corner Of Walnut Woods Dr And Southwind Ln	Low- Usable	2	\$ 1,000
Southeast Corner Of Walnut Woods Dr And Southwind Ln	Low- Usable	2	\$ 1,000

Description	Priority	Cost Category	Cost
Southeast Corner Of Walnut Woods Dr And Autumwood Way	Low- Usable	3	\$ 1,500
Northeast Corner Of Walnut Woods Dr And Autumwood Way	Low- Usable	1	\$ 500
Northeast Corner Of Walnut Woods Dr And Autumwood Way	Low- Usable	1	\$ 500
Northwest Corner Of Walnut Woods Dr And Autumwood Way	Low- Usable	1	\$ 500
Northwest Corner Of Walnut Woods Dr And Autumwood Way	Low- Usable	1	\$ 500
Southwest Corner Of Walnut Woods Dr And Autumwood Way	Low- Usable	1	\$ 500
Southwest Corner Of Southwind Ln And Autumwood Way	Low- Usable	2	\$ 1,000
Southwest Corner Of Southwind Ln And Autumwood Way	Low- Usable	1	\$ 500
Northwest Corner Of Southwind Ln And Autumwood Way	Low- Usable	2	\$ 1,000
Northwest Corner Of Southwind Ln And Autumwood Way	Low- Usable	1	\$ 500
Northeast Corner Of Southwind Ln And Autumwood Way	Low- Usable	1	\$ 500
Southeast Corner Of Southwind Ln And Autumwood Way	Low- Usable	2	\$ 1,000
Northwest Corner Of Walnut Woods Dr And Smith Valley Rd	Low- Usable	2	\$ 1,000
Northeast Corner Of Walnut Woods Dr And Smith Valley Rd	Low- Usable	1	\$ 500
Northeast Corner Of Walnut Hill Ct And Walnut Woods Dr	Low- Usable	3	\$ 1,500
WATER'S EDGE			
Southeast Corner Of Lake Drive And Waters Edge Way, South Ramp	Low- Usable	4	\$ 2,700
Southeast Corner Of Lake Drive And Waters Edge Way, East Ramp	Low- Usable	4	\$ 2,700
Midblock Access Of Lake Drive And Waters Edge Way	Low- Usable	1	\$ 500
Southeast Corner Of Waters Edge Way And Waters Edge Trail	Medium- Difficult Use	4	\$ 2,700
Southwest Corner Of Waters Edge Way And Waters Edge Trail	Medium- Difficult Use	4	\$ 2,700
Midblock Access (West) Of Waters Edge Way And Waters Edge Trail	Medium- Difficult Use	4	\$ 2,700
Midblock Access (East) Of Waters Edge Way And Waters Edge Trail	Medium- Difficult Use	4	\$ 2,700
Northwest Corner Of Pearcrest Way And Waters Edge Trail	Medium- Difficult Use	4	\$ 2,700
Midblock Access Of Pearcrest Way And Waters Edge Trail	Low- Usable	4	\$ 2,700
Southwest Corner Of Pearcrest Way And Waterside Court	Medium- Difficult Use	4	\$ 2,700
Southeast Corner Of Pearcrest Way And Waterside Court	Medium- Difficult Use	4	\$ 2,700
Southwest Corner Of Pearcrest Way And Highpoint Court	Low- Usable	4	\$ 2,700
Southwest Corner Of Pearcrest Way And Streamside Dr, South Ramp	Low- Usable	1	\$ 500
Southwest Corner Of Pearcrest Way And Streamside Dr, West Ramp	Low- Usable	3	\$ 1,500
Midblock Access Of Pearcrest Way And Streamside Dr	Medium- Difficult Use	6	\$ 5,400
Southeast Corner Of Streamside Dr And Waters Edge Way, South Ramp	Low- Usable	1	\$ 500
Southeast Corner Of Streamside Dr And Waters Edge Way, East Ramp	Low- Usable	3	\$ 1,500
Southwest Corner Of Streamside Dr And Waters Edge Way, West Ramp	Low- Usable	5	\$ 4,000
WILLIAMSBURG LAKE ESTATES			
Sw Corner Of George Washington Blvd And C. R. 775 S.	Low- Usable	3	\$ 1,500
Nw Corner Of George Washington Blvd And Thomas Jefferson Ct.	Low- Usable	3	\$ 1,500
Sw Corner Of George Washington Blvd And Thomas Jefferson Ct.	Low- Usable	4	\$ 2,700
Se Corner Of George Washington Blvd And Benjamin Franklin Ct.	Low- Usable	4	\$ 2,700
Nw Corner Of George Washington Blvd And Benjamin Franklin Ct.	Low- Usable	4	\$ 2,700
Se Corner Of George Washington Blvd And Andrew Jackson Ct.	Low- Usable	4	\$ 2,700
Nw Corner Of George Washington Blvd And Andrew Jackson Ct.	Low- Usable	5	\$ 4,000
WILLOW LAKES			
Northwest Corner Of Willow Lakes Blvd And The Courts	High- Hazardous	5	\$ 4,000
Southwest Corner Of Willow Lakes Blvd And The Courts	High- Hazardous	5	\$ 4,000
Southeast Corner Of Willow Lakes Blvd And The Courts	High- Hazardous	5	\$ 4,000
Northeast Corner Of Willow Lakes Blvd And The Courts	High- Hazardous	4	\$ 2,700
Northwest Corner Of Willow Lakes Blvd And Fountain View Dr	High- Hazardous	5	\$ 4,000
Southwest Corner Of Willow Lakes Blvd And Fountain View Dr	High- Hazardous	5	\$ 4,000
Northeast Corner Of Willow Lakes Blvd And Baywood Ct	Low- Usable	4	\$ 2,700
Southeast Corner Of Willow Lakes Blvd And Baywood Ct	Low- Usable	3	\$ 1,500
Midblock Access (South) Of Willow Lakes Blvd And Baywood Ct	Low- Usable	3	\$ 1,500
Midblock Access (North) Of Willow Lakes Blvd And Baywood Ct	Low- Usable	3	\$ 1,500
Northeast Corner Of Harbor Ct And Shoreline Dr	Low- Usable	4	\$ 2,700
Southeast Corner Of Harbor Ct And Shoreline Dr	Low- Usable	4	\$ 2,700
Southeast Corner Of Marina Ct And Shoreline Dr	Low- Usable	4	\$ 2,700
Southwest Corner Of Marina Ct And Shoreline Dr	Low- Usable	3	\$ 1,500
Midblock Access Of Marina Ct And Shoreline Dr	Low- Usable	1	\$ 500
Northwest Corner Of Dockside Dr And Surface Dr	Low- Usable	3	\$ 1,500

Description	Priority	Cost Category	Cost
Southwest Corner Of Dockside Dr And Surface Dr	Low- Usable	4	\$ 2,700
Midblock Access Of Dockside Dr And Surface Dr	Low- Usable	1	\$ 500
Northeast Corner Of Surface Dr And Lakeshore Ct	Low- Usable	4	\$ 2,700
Southeast Corner Of Surface Dr And Lakeshore Ct	Low- Usable	4	\$ 2,700
Midblock Access (South) Of Surface Dr And Lakeshore Ct	Low- Usable	4	\$ 2,700
Midblock Access (North) Of Surface Dr And Lakeshore Ct	Low- Usable	4	\$ 2,700
Northeast Corner Of Fountain View Dr And Surface Dr	High- Hazardous	5	\$ 4,000
Northwest Corner Of Fountain View Dr And Surface Dr	High- Hazardous	5	\$ 4,000
Southeast Corner Of Lookout Ct And Fountain View Dr	High- Hazardous	5	\$ 4,000
Southwest Corner Of Lookout Ct And Fountain View Dr	High- Hazardous	5	\$ 4,000
Midblock Northeast Access Lake Crossing Dr	High- Hazardous	4	\$ 2,700
Midblock Southeast Access Lake Crossing Dr	High- Hazardous	4	\$ 2,700
Midblock Southwest Access Lake Crossing Dr	High- Hazardous	4	\$ 2,700
Midblock Northwest Access Lake Crossing Dr	High- Hazardous	4	\$ 2,700
Midblock Northwest Access Willow Lakes Dr	High- Hazardous	4	\$ 2,700
Midblock Northeast Access Willow Lakes Dr	High- Hazardous	4	\$ 2,700
Midblock Southeast Access Willow Lakes Dr	High- Hazardous	4	\$ 2,700
Midblock Southwest Access Willow Lakes Dr	High- Hazardous	4	\$ 2,700
WINDSONG ESTATES			
Southwest Corner Of Aquaduct And Keeneland Dr	Low- Usable	2	\$ 1,000
Northwest Corner Of Aquaduct And Keeneland Dr	Low- Usable	2	\$ 1,000
Northeast Corner Of Aquaduct And Keeneland Dr	Low- Usable	2	\$ 1,000
Southwest Corner Of Rylan Cir And Keeneland Ln	Low- Usable	4	\$ 2,700
Northeast Corner Of Rylan Cir And Keeneland Ln	Low- Usable	4	\$ 2,700
Southeast Corner Of Rylan Cir And Keeneland Ln	Low- Usable	3	\$ 1,500
West Side Cul De Sac At Keeneland Ln	Low- Usable	2	\$ 1,000
West Side Cul De Sac At Keeneland Ln	Low- Usable	2	\$ 1,000
East Side Cul De Sac At Keeneland Ln	Low- Usable	2	\$ 1,000
Southwest Corner Of Runyon Rd And Annelo Circle	Low- Usable	2	\$ 1,000
Northwest Corner Of Runyon Rd And Annelo Circle	Low- Usable	3	\$ 1,500
Southeast Corner Of Runyon Rd And Annelo Circle	Medium- Difficult Use	3	\$ 1,500
Southeast Corner Of Runyon Rd And Willow Wind Ct	Medium- Difficult Use	6	\$ 5,400
Northeast Corner Of Runyon Rd And Willow Wind Ct	Medium- Difficult Use	6	\$ 5,400
Southeast Corner Of Runyon Rd And Country Ln	Medium- Difficult Use	4	\$ 2,700
Northeast Corner Of Runyon Rd And Country Ln	Medium- Difficult Use	4	\$ 2,700
Northwest Corner Of Runyon Ct And Runyon Deer Ln West Ramp	Medium- Difficult Use	3	\$ 1,500
Northwestcorner Of Runyon Ct And Runyon Deer Ln East Ramp	Medium- Difficult Use	3	\$ 1,500
Southwest Corner Of Runyon Deer And Nance	Low- Usable	3	\$ 1,500
Northwest Corner Of Runyon Deer And Nance	Low- Usable	3	\$ 1,500
Northeast Corner Of Runyon Deer And Nance	Low- Usable	3	\$ 1,500
Southeast Corner Of Runyon Deer And Nance	Low- Usable	3	\$ 1,500
Southwest Corner Of Runyon Deer And Kenneland	Low- Usable	3	\$ 1,500
Southeast Corner Of Runyon Deer And Kenneland	Low- Usable	3	\$ 1,500
Northwest Corner Of Delmar And Keeneland	Low- Usable	3	\$ 1,500
Southwest Corner Of Delmar And Keeneland	Low- Usable	3	\$ 1,500
Southwest Corner Of Van Hoy And Country Ln	Medium- Difficult Use	6	\$ 5,400
Southeast Corner Of Van Hoy And Country Ln	Medium- Difficult Use	3	\$ 1,500
Southeast Corner Of Van Hoy And Country Ln East Of Intersection	Medium- Difficult Use	3	\$ 1,500
East Of Van Hoy North Side Of Country Ln	Medium- Difficult Use	3	\$ 1,500
Southwest Corner Of Adrienne Dr And Country Ln	Medium- Difficult Use	3	\$ 1,500
Northwest Corner Of Adrienne Dr And Country Ln	Medium- Difficult Use	4	\$ 2,700
Northeast Corner Of Adrienne Dr And Country Ln	Medium- Difficult Use	4	\$ 2,700
Southwest Corner Of Allison Ct And Country Ln	Medium- Difficult Use	3	\$ 1,500
Southeast Corner Of Allison Ct And Country Ln	Medium- Difficult Use	4	\$ 2,700
East Of Allison Ct South Side Of Country Ln	Medium- Difficult Use	3	\$ 1,500
Northwest Corner Of Ripplewood And Messersmith Dr	Medium- Difficult Use	3	\$ 1,500
Southwest Corner Of Erin Ct And Messersmith Dr	Medium- Difficult Use	3	\$ 1,500
Southeast Corner Of Erin Ct And Messersmith Dr	Medium- Difficult Use	3	\$ 1,500
East Of Erin Ct South Side Of Messersmith Dr	Medium- Difficult Use	4	\$ 2,700
East Of Erin Ct North Side Of Messersmith Dr	High- Hazardous	4	\$ 2,700
Southwest Corner Of Van Hoy And Annelo Dr	Low- Usable	2	\$ 1,000

Description	Priority	Cost Category	Cost
Northwest Corner Of Van Hoy And Annelo Dr	Low- Usable	2	\$ 1,000
Northeast Corner Of Van Hoy And Annelo Dr	Low- Usable	4	\$ 2,700
MISCELLANEOUS			
Southeast Corner Of Stones Crossing And Cr 500 W/Morgantown	Medium- Difficult Use	5	\$ 4,000
Northeast Corner Of Stones Crossing And Cr 500 W/Morgantown Rd	Medium- Difficult Use	5	\$ 4,000
Morgantown - Fairview Roundabout Southwest Corner, East Ramp	Low- Usable	4	\$ 2,700
Morgantown - Fairview Roundabout, Southwest Corner, North Ramp	Low- Usable	2	\$ 1,000
Morgantown - Fairview Roundabout, West Island, South Ramp	Low- Usable	2	\$ 1,000
Morgantown - Fairview Roundabout, West Island, North Ramp	Low- Usable	2	\$ 1,000
Morgantown - Fairview Roundabout, Northwest Corner, South Ramp	Low- Usable	2	\$ 1,000
Morgantown - Fairview Roundabout, Northwest Corner, East Ramp	Low- Usable	2	\$ 1,000
Morgantown - Fairview Roundabout, North Island, West Ramp	Compliant	0	\$ -
Morgantown - Fairview Roundabout, North Island, East Ramp	Compliant	0	\$ -
Morgantown - Fairview Roundabout, Northeast Corner, West Ramp	Low- Usable	2	\$ 1,000
Morgantown - Fairview Roundabout, Northeast Corner, South Ramp	Low- Usable	2	\$ 1,000
Morgantown - Fairview Roundabout, East Island, North Ramp	Compliant	0	\$ -
Morgantown - Fairview Roundabout, East Island, South Ramp	Compliant	0	\$ -
Morgantown - Fairview Roundabout, Southeast Cornern North Ramp	Low- Usable	2	\$ 1,000
Morgantown - Fairview Roundabout, Southeast Corner, West Ramp	Low- Usable	2	\$ 1,000
Morgantown - Fairview Roundabout, South Island East Ramp	Compliant	0	\$ -
Morgantown - Fairview Roundabout, Southeast South Island, West Ramp	Compliant	0	\$ -
	Total Low Priority		\$ 454,600
	Total Medium Priority		\$ 229,800
	Total High Priority		\$ 88,600
	Total Improvements Cost		\$ 773,000

Appendix G

Public Outreach

NOTICE OF PUBLIC COMMENT PERIOD

Notice is hereby given that Johnson County is conducting a self-evaluation of all County-owned facilities and programs for compliance with the Americans with Disabilities Act (ADA). Title II of the ADA requires that each of the County's services, programs, and activities be readily accessible and usable by individuals with disabilities.

The County is soliciting public input and comments from individuals with disabilities, their caregivers, and disability advocates, on what barriers to access or use of County facilities or programs exist or are perceived to exist. This will be an opportunity to provide suggestions and comments on how to remove barriers. All comments will be reviewed and considered for inclusion in the self-evaluation and transition plan.

Public comments may be dropped off in writing or mailed to the ADA Coordinator in the Commissioner's Office at the Courthouse Annex (86 W. Court St., Franklin, IN 46131) during normal business hours or provided via email to bdavis@co.johnson.in.us. The comment period will be open from **April 24, 2023 to May 8, 2023**.

Johnson County complies with the ADA. Upon request, the County will provide written materials in appropriate alternative formats, or disability-related modification or accommodation, including auxiliary aids or services, to enable individuals with disabilities to participate in public input. Please send a written request, including your name, mailing address, phone number, and brief description of the requested accommodation at least three (3) business days prior to the close of the comment period to the ADA Coordinator in the Commissioner's Office at the Courthouse Annex (86 W. Court St., Franklin, IN 46131).

NOTICE OF AVAILABILITY OF ADA SELF-EVALUATION AND TRANSITION PLAN & PUBLIC MEETING

Johnson County has conducted a Self-Evaluation of all County-owned facilities and all County programs for compliance with the Americans with Disabilities Act (ADA) and prepared a draft Transition Plan describing the results of the self-evaluation. Title II of the ADA requires that each of the County's services, programs, and activities be readily accessible and usable by individuals with disabilities.

Copies of the draft Self-Evaluation and Transition Plan will be available for public review at the following locations in Franklin between May 22, 2023 and June 6, 2023.

- County Annex (Commissioners/ADA Coordinator's Office) -86 W. Court St, Franklin, IN 46131
- Public Library (Circulation Desk, Franklin, Branch) – 401 State St, Franklin, IN 46131

Comments can be provided, in writing, by the deadline of June 6, 2023 at 4 p.m. to Barbara Davis, ADA Coordinator, in person, via email to bdavis@co.johnson.in.us, or via US Mail.

In addition, the County has scheduled a meeting to solicit public input and comment on the Transition Plan, and will consist of a short presentation at the beginning of the meeting to provide information on the Transition Plan, followed by open discussion and interaction with attendees. This will be an opportunity for the community to ask questions as well as provide suggestions and comments on the draft Self-Evaluation and Transition Plan. All comments will be reviewed, considered and included in the appendix of the document. The meeting will be held in the auditorium at the County Annex building, 86 W. Court St., on **June 5, 2023 at 5:30pm.**

Johnson County complies with the ADA. Upon request, the County will provide written materials in appropriate alternative formats, or disability-related modification or accommodation, including auxiliary aids or services, to enable individuals with disabilities to participate in public input. Please send a written request, including your name, mailing address, phone number, and brief description of the requested accommodation at least three (3) business days prior to the close of the comment period to the ADA Coordinator in the Commissioner's Office at the Courthouse Annex (86 W. Court St., Franklin, IN 46131).

Information contained in public notice was also sent via US Mail to the following local, county, and state advocacy groups:

ADA-Indiana, c/o Indiana Institute on Disability and Community

2810 E Discovery Parkway
Bloomington, IN 47408

AccessABILITY CIL

9105 E 56th St.
Suite 308
Indianapolis, IN 46216

ARC of Indiana

143 W Market St.
Suite 200
Indianapolis, IN 46204

Autism Community Connection

2455 Fairview Place, Box 2
Greenwood, IN 46142

Easterseals Crossroads

4740 Kingsway Drive
Indianapolis, IN 46205

Gateway Services, Inc.

3500 North Morton St
PO Box 216
Franklin, IN 46131

Indiana Governor's Council for People with Disabilities

Indiana Government Center South, Room E145
Indianapolis, IN 46204

Indiana Statewide Independent Living Council

615 N Alabama St., Suite 140
Indianapolis, IN 46204

Johnson County Special Services

Autism Network Team Support

500 Earlywood Drive
Franklin, IN 46131

Johnson County Self-Evaluation and ADA Transition Plan Public Meeting

June 5, 2023 5:30 p.m.

SIGN-IN SHEET

NAME ORGANIZATION EMAIL

Tiffany Costley JCD tcostley@co.johnson.in.us

Barbara Davis Johnson County bdavis@co.johnson.in.us

Adam Gadberry Johnson County agadberry@co.johnson.in.us

Appendix H

Polling Places



Trena McLaughlin

CLERK

JOHNSON CIRCUIT AND SUPERIOR COURTS

(317) 346-4450 (317) 736-3749 FAX VOTER REGISTRATION (317) 346-4466
COURT HOUSE P.O. BOX 368 FRANKLIN, IN 46131

On site visits were made to the following Vote Center locations, prior to the May 2, 2023 Primary Municipal Election. Each site has been evaluated, by the criteria on the Johnson County Election Board Polling Site Survey for each Potential Vote Center. These surveys will be kept by the Johnson County Voter Registration Office. Each location was confirmed to be compatible with the standards of the American with Disabilities Act (ADA). All voting sites must comply with the ADA requirements, per legislation enacted several years ago.

We plan to use the following locations for the 2023 Municipal Elections:

1. Mt. Auburn Methodist Church, 3100 W. Stones Crossing Road, Greenwood, IN 46143
2. White River Public Library, 1664 Library Boulevard, Greenwood, IN 46143
3. Comm. Church of Greenwood (Main Entrance Foyer), 1477 W. Main St, Greenwood, IN 46142
4. Greenwood Christian Church, 2045 Averitt Road, Greenwood, IN 46142
5. Greenwood Public Library (East door), 310 S. Meridian St, Greenwood, IN 46143
6. Greenwood Bible Baptist Church, 1461 Sheek Road, Greenwood, IN 46143
7. Grace Assembly of God, 6822 N. US Highway 31, New Whiteland, IN 46184
8. Clark Pleasant Public Library, 350 Clearwater Blvd. and US Highway 31, Whiteland, IN 46184
9. Bargersville Town Hall, 24 N. Main Street, Bargersville, IN 46106
10. Franklin Community Center, 396 Branigan Boulevard and State Street, Franklin, IN 46131
11. Grace United Methodist Church, 1300 E. Adams Drive, Franklin, IN 46131
12. Trafalgar Public Library, 424 S. Tower Street, Trafalgar, IN 46181
13. Princes Lakes Town Hall, 14 E. Lakeview Drive, Nineveh, IN 46164
14. John R. Drybread Community Center, 100 E. Main Cross Street, Edinburgh, IN 46124
15. Scott Hall, Johnson County Fairgrounds, 250 Fairground Street, Franklin, IN 46131
16. Johnson County Courthouse, 5 East Jefferson Street, Franklin, IN 46131

Respectfully,

Trena McLaughlin, Clerk
Johnson Circuit and Superior Courts
Secretary, Johnson County Election Board

Johnson County Election Board

Polling Site Survey for Potential Vote Center:

Name of Facility: _____

Address: _____

Contact Person: _____

Phone Number: _____ Evening: _____

	(Check Mark)	YES	NO
Is the Location on a main road?		_____	_____
Is walkway to polling location accessible by all voters?		_____	_____
Is the facility handicapped accessible?		_____	_____
Is there adequate parking for a large number of people?		_____	_____
Is the entrance to the poll site handicap accessible?		_____	_____
Are entrance doorways 36" or more?		_____	_____
Is there a double set of doors?		_____	_____
Are handicap parking spaces marked?		_____	_____
If so, are the signs post-mounted?		_____	_____
Do they have internet access?		_____	_____
We can secure the line, but <u>internet must be available</u> .		_____	_____
Is there a room large enough to accommodate a large crowd?		_____	_____
Ex: Large enough for 4+ tables, 20+ voting machines, 10-12 workers.			
Can the room be secured to store machines overnight?		_____	_____
Are there electrical outlets available?		_____	_____
Are there 3-prong grounded outlets available?		_____	_____

Are there restrooms available for the public
and the election workers?

Do restrooms meet ADA standards?

Is the polling site located on the main floor?

Is the facility open for business the general public
on Election Day?

**Ask about their regular scheduled activities for Election Day and the 2
weeks leading up to the Election (May 8, 2012 & November 6, 2012).
Please write them down, if any.**

Please write down any other comments regarding this facility...

Name of committee members who looked at this location:

Date:

Appendix I

Organizational Chart

Johnson County Organizational Chart

