



JOHNSON COUNTY, INDIANA



2023

Americans with Disabilities Act
Self-Evaluation and Transition Plan

Table of Content

| | |
|--|----|
| I. Introduction..... | 3 |
| II. Non-Discrimination Policy | 3 |
| III. Public Notice..... | 3 |
| IV. Responsible Official..... | 4 |
| V. Self-Evaluation | 5 |
| VI. Department Focus | 5 |
| VII. Public Outreach..... | 6 |
| VIII. Phasing of Corrections..... | 6 |
| IX. Financial Plan and Schedule..... | 8 |
| X. Public Right-of-Way | 9 |
| XI. Undue Burden and Funding Availability..... | 11 |
| XII. Transition Plan Management | 11 |

Appendix List

| | |
|--|--|
| Appendix A – Resolution Adopting ADA | |
| Appendix B – ADA Statement | |
| Appendix C – Grievance Procedure | |
| Appendix D – County Questionnaire | |
| Appendix E –Facilities Physical Barriers Reports | |
| Appendix F –Right-Of-Way Reports | |
| Appendix G – Public Outreach | |
| Appendix H – Polling Places | |
| Appendix I – Johnson County Organizational Chart | |

I. INTRODUCTION

The Americans with Disabilities Act (“ADA”) was enacted on July 26, 1990 by President George H.W. Bush, and updated on September 14, 2010 by President Barack Obama. The ADA provides comprehensive civil rights protections to individuals with disabilities in the areas of employment, state and local government services, public accommodations, and telecommunications.

The Title II regulations are similar and based on the earlier Rehabilitation Act of 1973 enacted by President Richard Nixon. Section 504 of the Act, codified at 29 U.S.C. § 794, as amended prohibits discrimination based on disability in federally assisted programs and activities stating:

“No otherwise qualified individual with a disability in the United States . . . shall, solely by reason of her or his disability, be excluded from participation in, be denied the benefits of, or be subjected to discrimination under any program, service or activity receiving federal financial assistance or under any program or activity conducted by any Executive agency or by the United States Postal Service.”

To assist with the ongoing process of ensuring ADA compliance, Johnson County developed the following 2023 Transition Plan that updated and incorporated the previous Transition Plan.

II. NON-DISCRIMINATION POLICY

Pursuant to the requirements of Section 504 of the Rehabilitation Act of 1973, Pub. L. No. 93-112, 87 Stat. 355, Johnson County is committed to assuring that no disabled or otherwise handicap person shall, solely by reason of disability, be excluded from participation in, be denied the benefits of or otherwise be subjected to discrimination, including discrimination in employment, under any program or activity that receives or benefits from federal financial assistance. Johnson County further assures every effort will be made to ensure nondiscrimination in all of its programs and activities, *regardless* of the funding source.

III. PUBLIC NOTICE

Title II **28 CFR PART 35, Section 35.106** of the ADA requires a public entity to disseminate sufficient information to applicants, participants, beneficiaries, and other interested persons to inform them of the rights and protections afforded by the ADA and this regulation. In providing the notice, a public entity must comply with the requirements for effective communication in Section 35.160. The preamble to that section gives guidance on how to effectively communicate with individuals with disabilities. Based on this requirement, Johnson County makes much of its information about services, programs, and activities available to the public by posting it on the Johnson County website where people can easily access information seven days a week, 24 hours a day. Johnson County provides individuals with disabilities equal

access by complying with Web Content Accessibility Guidelines (WCAG) 2.0 standards and by making web pages available in text format for individuals who use screen readers. In addition, Johnson County strives to provide notices regarding ADA to inform the public of their rights and opportunities to ensure accessibility, including signage directing the public to accessible routes and entrances whenever possible. Individuals with questions about the accessibility of the County's website should contact County ADA Coordinator Barbara Davis who will coordinate with the Web Master and Facilities Maintenance Director regarding any needed accessibility alterations. The most current version of the Johnson County ADA Transition Plan will be posted on the County's Website at: <https://co.johnson.in.us> and will also be made available in the Auditor's Office.

IV. RESPONSIBLE OFFICIAL

The ADA regulations under **28 CFR 35.107 (a)** require any public entity with fifty or more employees to designate at least one employee to coordinate ADA compliance. Federal regulations require public entities to make available to interested persons the name, office address and telephone number of the ADA Coordinator. The ADA Coordinator's role is to plan, coordinate, organize, facilitate, and promote compliance efforts. The Coordinator responds to requests for accommodations or barrier removal. The Coordinator also receives and investigates complaints and grievances.

The County, through its ADA Coordinator, will provide all employees with annual reminders about the ADA requirements with links to instructional information, and any pertinent information regarding any changes to the ADA law since the initial plan or the previous year. Additionally, the ADA Coordinator will annually update the report to list items not previously reported and items that have been resolved. A list of requests for reasonable accommodations and a list of grievances will also be included in the transition plan on a continuous basis, but grouped by year reported.

The Johnson County Commissioners appointed the County Coordinator, Barbara Davis, as the ADA Coordinator effective December 19, 2011, by consensus of the County Commissioners at a regular meeting. Activities related to ADA compliance should be directed to the Coordinator, and each County department should designate a liaison for ADA issues and publicize the identity of this person. Ms. Davis's information is listed on the County website and can be reached at:

Barb Davis
Johnson County Coordinator
86 West Court Street, Franklin, IN 46131
Direct: 317-346-4329
Fax: 317-736-8066
bdavis@co.johnson.in.us

V. SELF EVALUATION

Title II of ADA, **28 CFR, Part 35 Sec. 35.105 and Sec. 35.150** requires local government agencies, including counties, to conduct a self-evaluation of its facilities and develop a Transition Plan to ensure the county is ADA compliant. The purpose of the county self-evaluation of government entities is to identify all the physical barriers in the County that exist currently in order to create a schedule and priority list for removing said barriers. Johnson County compiled an updated list for 2023 of all of its public programs, services, activities, facilities, sidewalk and probable/existing curb ramp locations to ensure that people with disabilities have equal access to said public programs, services, activities, facilities, sidewalk and probable/existing curb ramps locations. The County Transition Plan should address the following aspects of accessibility:

- Evaluate the County's current policies and practices concerning ADA compliance, identify shortcomings, and appropriately modify according to a schedule, any policies and practices that do not meet ADA standards.
- When appropriate, take remedial action to eliminate effects of previous discriminatory policies or practices.
- Establish a review system for updating compliance and evaluation procedures and provide the name of the official responsible for the Transition Plan's implementation.
- Identify steps taken during each year towards achieving ADA compliance within the Transition Plan.
- Provide opportunity for interested public to participate and develop the Transition Plan.

VI. DEPARTMENT FOCUS

In addition to the comprehensive review of accessibility at all public areas of county facilities, a questionnaire was distributed to the County department heads requesting information regarding current accommodations that are available to the public that visit the facility as one measure to determine their level of ADA compliance (see **Appendix D**). Key items reviewed within each department included ADA-specific training of employees, past interaction and accommodation of persons with disabilities, review of publications produced by each department, and staff suggestions to help them accommodate persons with disabilities. The level of investigation into the operations of the various departments was generally consistent with the amount of interaction with the public and the extent of the public programs offered by each

The results of the self-evaluation identified a County employee eagerness to assist the public in their ADA accessibility issues. County employees requested a need for highlighting ADA deficiencies within the County and a need for additional training to properly address said issues. Typical accommodation examples included County employees providing physical assistance to the public while at the facility and providing written or Braille materials for the hearing, visual or speech impaired, etc. Following this review, the ADA Coordinator followed up with specific County department heads who expressed interest in additional information to better understand their responses and the operation of their department concerning compliance with the ADA.

Likewise, recommendations were made by the County ADA coordinator, and will be continually reviewed, to improve accessibility of programs for each department. The findings and recommendations suggested by County department heads will provide the basis for the implementation of specific improvements for providing access to County programs moving forward.

VII. PUBLIC OUTREACH

*****Section will be updated following the conclusion of public comment*****

VIII. PHASING OF CORRECTIONS

Since 2015, Johnson County has continued its phased implementation of the required corrections to remove all barriers at County-owned facilities and programs as the County has limited funds and cannot immediately make all facilities fully compliant with ADA standards. However, since 2015, the ADA Coordinator has worked with the Johnson County Commissioners and Johnson County Council to make funding available to implement the most urgent improvements to ensure all programs are accessible as soon as possible. The County has continued to set aside budgetary funds each year for specific use on ADA compliance criteria and Johnson County is committed to becoming ADA compliant within the confines of preserving existing programs and services to all and budgetary limitations. Note that actual phasing, transitioning of improvements, etc., can be impacted by a number of factors that may be unknown currently, as well as economic conditions, grant opportunities, etc.

In 2015, a baseline criteria was established to develop a starting point for ranking the deficient facilities identified during self-evaluation. Site priorities were determined by evaluating each site's level of use, social need, civic function, and the general uniqueness of the site. At the time of the development of this report in 2023, few public complaints had been received about County-owned facilities. Complaints were not used as criteria to determine the phasing of

improvements for any particular site, though future complaints could be the basis for funding improvements.

Each of these criteria is assumed to have equal weight and no priority over another:

- **Level of Use:** Is the facility utilized quite frequently and by a large cross-section of the public?
- **Social Need:** Does the facility provide a social service or program for less fortunate or transient citizens?
- **Civic Function:** Does the facility provide access to civic programs and services that implement the civil and political rights provided by the government?
- **General Uniqueness of the Site:** Does the building, facility, or site provide a distinct program or service that cannot occur at a different location or facility?

All barriers are not equal in the impact they have on persons with disabilities to have equal access to County facilities or programs. As a result, a prioritization was completed with input from applicable departments to identify a ranking system to utilize when determining which capital improvements need to be considered first and those that could be implemented in subsequent years. The County's assignment of barrier removal priorities is intended to facilitate ongoing public review and to address specific concerns of the local disabled community. The timing of the improvements by site will be determined by the County based on public input, general need, and budgetary allowances. In general, the required physical improvements to meet ADA specifications at County facilities were reviewed and categorized as follows:

- **High priority** barriers prohibit access for disabled persons, make access extremely troublesome, or present safety hazards to all users. These barriers likely do not have acceptable alternative routes or treatments to overcome the barrier. Typically these barriers are significant obstacles located at entry walks and doors, interior corridors, curb ramps, restrooms, and transaction and information counters.
- **Medium priority** barriers partially prohibit access or make access quite difficult for disabled persons. For medium priority barriers, alternative routes or treatments to overcome the barrier may or may not exist. Typically these barriers are obstacles to amenities such as secondary entry points, light switches, vending machines, and drinking fountains. Medium priority barriers may also be barriers which are significant obstacles prohibiting access but for which alternative access is available or assistance is readily available to navigate around the barrier. The presence of the medium priority barrier possibly causes a minor danger to a disabled person who is attempting to use the facility.
- **Low priority** barriers typically do not limit access to facilities or services for disabled persons. For low priority barriers, alternative routes or treatments are typically available or assistance can be provided to overcome the barrier. It is not likely that the presence of a low priority barrier would cause a danger to a disabled person who is attempting to use or access the facility.

IX. FINANCIAL PLAN AND SCHEDULE

The costs to remove barriers by priority for each site are shown in and detailed for each facility in **Appendix E and F**. In 2015, a 30 year time frame for compliance was identified to determine an average allotted annual budget specifically to address compliance assuming current ADA standards and guidelines are not modified and funding is available each budget cycle to make the necessary improvements. For some sites, the total cost of construction for the corrections requires that they be spread out over two or more phases. Johnson County has the right to modify the priorities based on funding levels and changes in County programs, activities, and services to have flexibility in accommodating community requests and complaints. Interim resolutions, such as assigning aids, temporary signing for alternate routes or sites, and modifications of programs, activities, and services may be implemented at the County's discretion to handle existing insufficiencies or access complaints received.

All costs noted in **Appendix E and F** are 2023 cost opinions. These cost opinions are subject to change based on market conditions, economic conditions, inflation, material selection, etc. Multiple phases of projects, multiple bidding packages, design parameters, etc. all have an impact on project costs that cannot be finitely identified in a study with this level of detail and uncertainty related to funding. Based on the costs developed to address the architectural and engineering improvements required to fully comply with ADA Standards for Accessible Design (ADASAD) and Proposed Accessibility Guidelines for Pedestrian Facilities in the Public Right-of-Way (PROWAG) standards, more than (**\$ Final Amount pending**), in improvements would be required (2023 costs) to achieve ADA compliance at all of the County building facilities and parks. It is important to note at this point that many of the noted deficiencies are not significant barriers to access and some improvements are not required until such time as a major building renovation is completed. It must also be mentioned that the cost to correct significant non-compliant items cannot be determined based on the scope of the ADA self-evaluation. Additional investigation is needed to evaluate the various options and likely will include a review of other codes (plumbing, electrical, etc.) and possibly also review of the feasibility of removing walls (i.e., structural engineering review). Costs provided are estimated based on information available from the self-evaluation and may not account for hidden items not readily visible which may impact costs (e.g., lack of backer boards where toilet grab bars need to be relocated, would require drywall removal and replacement that is not included in noted costs). In some cases, the cost identified is for a specific solution and there are often multiple options with costs that can be quite variable.

In 2015, Johnson County set a goal for implementing all of the recommended improvements within a 30-year time frame and allotted an annual budget of approximately \$27,205 (in 2014 dollars) to bring all of the County facilities evaluated in **Appendix E** of this report up to current ADA standards (no inflation included). These costs do not include any costs associated with training of staff, staff time related to training or overseeing implementation, etc.

X. PUBLIC RIGHT OF WAY

The County's Public Right of Way (ROW), through the Johnson County Highway Department, used mapping to identify locations of all sidewalks and curb ramps within the County limits. These pedestrian facilities were then inventoried and assessed using the Proposed Accessibility Guidelines for Pedestrian Facilities in the Public Right-of-Way (PROWAG), dated July 26, 2011, as published by United States Access Board. Data collection was completed using Apple iPads and software to record the location of each data collection point, the numerical data, and to correlate the data with a photo of the facility inventoried. The GeoJot application by GeoSpatial Experts was used for data collection. The GeoJot application provided a platform for the creation of ADA specific attribute lists to track inventory data.

Upon completion of the Inventory and Assessment, the data collected was compiled into data sheets for each data collection point or location and are attached hereto in **Appendix F**. Throughout the self-evaluation for the public rights of way, 'location' refers to a single data collection point. This may be a block, a portion thereof with logical stopping point, such as an alley or area with no sidewalk present, curb ramp, intersection or non-roadway related portion of public ROW. Each location was reviewed for compliance with each criterion required within the PROWAG (or ADAAG as applicable). A barrier ranking (High, Medium, or Low priority) was assigned to the location. Each location was then assigned a cost parameter based on the amount of modification or reconstruction required to achieve accessibility.

The self-evaluation of the public ROW in **Appendix F** analyzes factors such as level of use, degree of danger posed, complaints or requests for repair received, and other factors. These factors can be grouped into two categories.

- **Contributing contextual factors** account for use patterns and distribution in relation to county services, residential zones, and other public services. More specifically:
 - **Areas of High Pedestrian Activity** – High priority areas include areas with high levels of pedestrian traffic. These included, but are not limited to, those areas adjacent to downtown, schools, community centers, churches, public transportation hubs, retail centers, and parks.
 - **Areas with a Higher Concentration of persons with disabilities** – High priority areas include senior centers, assisted living communities, and areas adjacent to medical facilities.
 - **Areas of High Volume Streets** – High priority areas include the pedestrian facilities along major arterial streets. These are frequently the connectors between residential areas and destinations such as shopping centers, employment, and medical centers.
 - **Areas accessing Places of Public Accommodation** – High priority areas include those pedestrian facilities serving local government offices and facilities, such as municipal office buildings, public libraries, and community centers.

- **Physical Impedance factors** include the actual physical characteristics of the specific right-of-way feature and the severity of the barrier to use. More specifically:
 - **High priority** - High priority areas include areas with conditions that make travel difficult or impossible for the independent pedestrian and affect the ability of persons with disabilities to access or use a facility or program, or are generally hazardous conditions to any pedestrian. These included, but are not limited to, missing curb ramps, steep slopes, particularly cross slopes impacting lateral balance, changes in level over 1", and fixed obstructions limiting vertical and horizontal clearance, trip hazards, extreme slopes, and major obstructions and protrusions.
 - **Medium priority** – Medium priority areas include areas with conditions that make travel moderately difficult, but passable and affect the quality of usage for persons with disabilities to a greater extent than that afforded the non-disabled. These included, but are not limited to, moderate deviations in running and cross slopes, changes in level ½" to 1", obstructions that allow tight passage, landing and PAR width deviations.
 - **Low priority** – Low priority areas include areas with conditions that deviate from codes and standards but alternative means of use may be available to provide equal access or opportunities. In low priority areas, conditions may be an inconvenience, but neither travel nor safety is greatly impacted. These areas allow significant usability and independent travel is possible in most cases. These included, but are not limited to, minor deviations in running and cross slopes, changes in level, landings and PAR width deviations, and presence of standard elements such as detectable warnings not in compliance with guidelines.

At this time, the majority of County owned pedestrian ROW facilities are within subdivisions. Few are connected to a larger network or providing access to areas offering County services. As such, these factors had minimal impact on the barrier rankings. Continued growth and interconnectivity will occur and as such locations of governmental facilities, commercial centers, and densities of residential development will also change over time. Therefore, contextual factors are continually reevaluated to accommodate the current greatest need for improvements at time of implementation.

While the ADA does not require pedestrian facilities in the absence of a pedestrian route, it does require that pedestrian facilities, when newly constructed or altered, be accessible. Pedestrian facilities would include, but not be limited to, sidewalks, curb ramps, pedestrian signals, and sign furnishings. The majority of County construction projects do not include pedestrian facilities. Any future requests for pedestrian facilities necessitate an assessment of current conditions and needs in order to be considered for implementation.

XI. UNDUE BURDEN AND FUNDING AVAILABILITY

The ADA does not require action that Johnson County demonstrates would result in a fundamental alteration in the nature of a program or activity, would create a hazardous condition for other people, or would represent an undue financial or administrative burden. This determination can only be made by the ADA Coordinator, department head, or designee and must be accompanied by a statement citing the reasons for reaching that conclusion. The determination that an undue financial or administrative burden would result will be based on an evaluation of all resources available for use in a program.



In the event of an undue burden, the County will consider alternative options for providing the benefits and services of the program and/or activity to individuals with disabilities. Johnson County will continue to implement their phasing of corrections within the right-of-way and its facilities per budgetary allowances. Likewise, accessibility improvements that can be made through general maintenance of County facilities (e.g. signage, clear pathways, relocation of restroom fixtures, etc.), or as part of the regular administrative duties of department staff (e.g. providing documents in alternate forms, training, website improvements, etc.) will typically be completed first; with larger capital improvement projects being completed when necessary funding is available. In addition, the County will actively look for grants and other sources of funds from various programs available.

XII. TRANSITION PLAN MANAGEMENT

This Johnson County ADA Transition Plan is a living document that will be updated and adopted on a regular basis, as appropriate, on a three year cycle. Additionally, at the recommendation of the ADA Coordinator, the update schedule and or the plan itself may be altered at the discretion of the Johnson County Board of Commissioners.

Appendix A

Resolution Adopting ADA

RESOLUTION 2011- 15

A RESOLUTION OF THE BOARD OF COMMISSIONERS OF JOHNSON COUNTY,
INDIANA
ADOPTING THE AMERICANS WITH DISABILITIES ACT (ADA)
ADA COORDINATOR AND PROCEDURES

WHEREAS, the Federal government enacted the Americans with Disabilities Act of 1990 (ADA) to prevent discrimination of the physically and mentally disabled relating to employment and access to public facilities; and

WHEREAS, in compliance with Title II of the ADA the Board of Commissioners of Johnson County shall name an ADA Coordinator; and

WHEREAS, in compliance with Title II of the ADA the Board of Commissioners of Johnson County shall adopt a grievance procedure for resolving complaints alleging violation of Title II of the ADA; and

WHEREAS, in compliance with Title II of the ADA the Board of Commissioners of Johnson County shall publish notice to the public regarding the ADA;

WHEREAS, in compliance with Title II of the ADA the Board of Commissioners of Johnson County shall post the ADA coordinator's name, office address, and telephone number along with the ADA Notice and ADA grievance procedure on its website.

NOW, THEREFORE, BE IT RESOLVED by the Board of Commissioners of Johnson County, Indiana:

The County Coordinator is designated as the ADA Coordinator for Johnson County.

The Notice under the Americans with Disabilities Act, a copy of which is attached hereto, is adopted as the Johnson County Government Notice under the Americans with Disabilities Act.

The Johnson County Government Grievance Procedure under the Americans with Disabilities Act, a copy of which is attached hereto, is adopted as the grievance procedure for addressing complaints alleging discrimination on the basis of disability in the provision of services, activities, programs or benefits by Johnson County Government.


In compliance with Federal and State laws as set forth above, the Johnson County Board of Commissioners resolves to post the required information regarding the ADA coordinator, Notice under the Americans with Disabilities Act, and Johnson County Government Grievance Procedure under the Americans with Disabilities Act on its website and at such other locations as may be determined from time to time.

PASSED, APPROVED AND ADOPTED this 19th day of December, 2011.


John L. Price, Chairman


Thomas A. Kite, Commissioner

Absent
Troy A. DeHart, Commissioner


ATTEST: Janice D. Richhart, Auditor

RESOLUTION 2011- 16

A RESOLUTION OF THE BOARD OF COMMISSIONERS OF JOHNSON COUNTY,
INDIANA
ADOPTING THE AMERICANS WITH DISABILITIES ACT (ADA)
ACCESSIBILITY GUIDELINES FOR STANDARDS FOR ACCESSIBLE DESIGN
AND
GUIDELINES FOR PEDESTRIAN FACILITIES IN THE PUBLIC RIGHT-OF-WAY

WHEREAS, the Federal government enacted the Americans with Disabilities Act of 1990 (ADA) to prevent discrimination of the physically and mentally disabled relating to employment and access to public facilities; and

WHEREAS, Title II of the ADA requires that municipalities adopt the Americans with Disabilities Standards for Accessible Design that provide accessibility, through proposed structural modifications to remove accessibility barriers; and

WHEREAS, Title II of the ADA recommends that municipalities adopt the Americans with Disabilities Guidelines for Pedestrian Facilities in the Public Right-of-Way that provide accessibility, through proposed structural modifications to remove accessibility barriers; and

WHEREAS, the United States Department of Justice recently modified the ADA Standards for Accessible Design and the Guidelines for Pedestrian Facilities in the Public Right-of-Way in 2010 and 2011, respectively; and

WHEREAS, the Johnson County Board of Commissioners remains committed to the ADA and the elimination of barriers to public facilities; and


NOW, THEREFORE, BE IT RESOLVED that the Johnson County Board of Commissioners hereby adopts the 2010 Americans with Disabilities (ADA) Standards for Accessible Design and 2011 Guidelines for Pedestrian Facilities in the Public Right-of-Way.

PASSED, APPROVED AND ADOPTED this 19th day of December, 2011.


John L. Pritch, Chairman

ATTEST:


Thomas A. Kite, Commissioner


Janice D. Richhart, Auditor

Absent
Troy A. DeHart, Commissioner

B(b)+H

RESOLUTION 2013-2

**A RESOLUTION OF THE BOARD OF COMMISSIONERS
OF JOHNSON COUNTY, INDIANA
ADOPTING TITLE VI OF THE 1964 CIVIL RIGHTS ACT, DESIGNATING A TITLE
VI COORDINATOR, AND ESTABLISHING TITLE VI GRIEVANCE PROCEDURES**

WHEREAS, the Federal government enacted Title VI of the 1964 Civil Rights Act (Title VI) to prohibit discrimination on the basis of race, color, or national origin, and to ensure that federal financial assistance to local units of government is not used in connection with such discrimination; and

WHEREAS, all persons who come into contact with Johnson County Government are entitled to receive equal treatment, equal access, equal rights, and equal opportunities without regard to their race, color, or national origin;

WHEREAS, in compliance with Title VI, the Board of Commissioners of Johnson County shall name a Title VI Coordinator; and

WHEREAS, in compliance with Title VI, the Board of Commissioners of Johnson County shall adopt a grievance procedure for resolving complaints alleging violation of Title VI; and

WHEREAS, in compliance with Title VI, the Board of Commissioners of Johnson County shall publish notice to the public regarding Title VI;

NOW, THEREFORE, BE IT RESOLVED by the Board of Commissioners of Johnson County, Indiana:

The County Coordinator is designated as the Title VI Coordinator for Johnson County.

A notice of the County's commitment to comply with Title VI shall be posted at Johnson County Government locations and shall be accessible on the County's website at www.co.johnson.in.us.

The Johnson County Government Grievance Procedure under Title VI, a copy of which is attached hereto, is adopted as the grievance procedure for addressing complaints alleging discrimination on the basis of race, color, or national origin in the provision of services, activities, programs, or benefits by Johnson County Government.

In compliance with Federal and State laws as set forth above, the Johnson County Board of Commissioners resolves to post the required information regarding the Title VI coordinator, notice under Title VI, and the Johnson County Government Title VI grievance procedure on its website and at such other locations as may be determined from time to time.

PASSED, APPROVED, AND ADOPTED by the Johnson County Board of Commissioners this 26th day of August, 2013.




Brian P. Baird, Chair



Thomas A. Kite, Member



Ronald H. West, Member



ATTEST: Janice D. Richhart, Auditor

Appendix B

ADA Statement



NOTICE UNDER THE AMERICANS WITH DISABILITIES ACT

In accordance with the requirements of title II of the Americans with Disabilities Act of 1990 ("ADA"), Johnson County Government will not discriminate against qualified individuals with disabilities on the basis of disability in its services, programs, or activities.

Employment: Johnson County Government does not discriminate on the basis of disability in its hiring or employment practices and complies with all regulations promulgated by the U.S. Equal Employment Opportunity Commission under title I of the ADA.

Effective Communication: Johnson County Government will generally, upon request, provide appropriate aids and services leading to effective communication for qualified persons with disabilities so they can participate equally in Johnson County Government's programs, services, and activities, including qualified sign language interpreters, documents in Braille, and other ways of making information and communications accessible to people who have speech, hearing, or vision impairments.

Modifications to Policies and Procedures: Johnson County Government will make all reasonable modifications to policies and programs to ensure that people with disabilities have an equal opportunity to enjoy all of its programs, services, and activities. For example, individuals with service animals are welcomed in Johnson County Government's offices, even where pets are generally prohibited.

Anyone who requires an auxiliary aid or service for effective communication, or a modification of policies or procedures to participate in a program, service, or activity of Johnson County Government should contact the office of the County Coordinator, 86 West Court Street, Franklin, Indiana, 46131, as soon as possible but no later than 48 hours before the scheduled event.

The ADA does not require the Johnson County Government to take any action that would fundamentally alter the nature of its programs or services, or impose an undue financial or administrative burden.

Complaints that a program, service, or activity of Johnson County Government is not accessible to persons with disabilities should be directed to the County Coordinator, 86 West Court Street, Franklin, Indiana, 46131.

Johnson County Government will not place a surcharge on a particular individual with a disability or any group of individuals with disabilities to cover the cost of providing auxiliary aids/services or reasonable modifications of policy, such as retrieving items from locations that are open to the public but are not accessible to persons who use wheelchairs.

Appendix C

Grievance Procedure



Johnson County Government Grievance Procedure under The Americans with Disabilities Act

This Grievance Procedure is established to meet the requirements of the Americans with Disabilities Act of 1990 ("ADA"). It may be used by anyone who wishes to file a complaint alleging discrimination on the basis of disability in the provision of services, activities, programs, or benefits by Johnson County Government. The County's Personnel Policy governs employment-related complaints of disability discrimination.

The complaint should be in writing and contain information about the alleged discrimination such as name, address, phone number of complainant and location, date, and description of the problem. Alternative means of filing complaints, such as personal interviews or a tape recording of the complaint, will be made available for persons with disabilities upon request.

The complaint should be submitted by the grievant and/or his/her designee as soon as possible but no later than 60 calendar days after the alleged violation to:

**County Coordinator
ADA Coordinator
86 West Court Street, Franklin, IN 46131**

Within 15 calendar days after receipt of the complaint, the County Coordinator or assigned designee will meet with the complainant to discuss the complaint and the possible resolutions. Within 15 calendar days of the meeting, the County Coordinator or assigned designee will respond in writing, and where appropriate, in a format accessible to the complainant, such as large print, Braille, or audio tape. The response will explain the position of Johnson County Government and offer options for substantive resolution of the complaint.

If the response by the County Coordinator or assigned designee does not satisfactorily resolve the issue, the complainant and/or his/her designee may appeal the decision within 15 calendar days after receipt of the response to the Johnson County Board of Commissioners or assigned designee.

Within 15 calendar days after receipt of the appeal, the Johnson County Board of Commissioners or assigned designee will meet with the complainant to discuss the complaint and possible resolutions. Within 15 calendar days after the meeting, the Johnson County Board of Commissioners or assigned designee will respond in writing, and, where appropriate, in a format accessible to the complainant, with a final resolution of the complaint.

All written complaints received by the County Coordinator or assigned designee, appeals to the Johnson County Board of Commissioners or assigned designee, and responses from these two offices will be retained by Johnson County Government for at least three years.



Johnson County Government Grievance Procedure under Title VI of the 1964 Civil Rights Act

This Grievance Procedure is established to meet the requirements of Title VI of the 1964 Civil Rights Act ("Title VI"). It may be used by anyone who wishes to file a complaint alleging discrimination on the basis of race, color, or national origin, including limited English proficiency, in the provision of services, activities, programs, or benefits by Johnson County Government. The County's Personnel Policy governs employment-related complaints of such discrimination.

The complaint should be in writing and contain information about the alleged discrimination such as name, address, phone number of complainant and location, date, and description of the problem. Alternative means of filing complaints, such as personal interviews or a tape recording of the complaint, will be made available upon request.

The complaint should be submitted by the grievant and/or his/her designee as soon as possible but no later than 60 calendar days after the alleged violation to:

**County Coordinator
Title VI Coordinator
86 West Court Street, Franklin, IN 46131**

Within 15 calendar days after receipt of the complaint, the County Coordinator or assigned designee will meet with the complainant to discuss the complaint and the possible resolutions. Within 15 calendar days of the meeting, the County Coordinator or assigned designee will respond in writing, and where appropriate, in a format accessible to the complainant, such as large print, Braille, or audio tape. The response will explain the position of Johnson County Government and offer options for substantive resolution of the complaint.

If the response by the County Coordinator or assigned designee does not satisfactorily resolve the issue, the complainant and/or his/her designee may appeal the decision within 15 calendar days after receipt of the response to the Johnson County Board of Commissioners or assigned designee.

Within 15 calendar days after receipt of the appeal, the Johnson County Board of Commissioners or assigned designee will meet with the complainant to discuss the complaint and possible resolutions. Within 15 calendar days after the meeting, the Johnson County Board of Commissioners or assigned designee will respond in writing, and, where appropriate, in a format accessible to the complainant, with a final resolution of the complaint.

All written complaints received by the County Coordinator or assigned designee, appeals to the Johnson County Board of Commissioners or assigned designee, and responses from these two offices will be retained by Johnson County Government for at least three years.

Appendix D

County Questionnaire

County Program Department ADA Questionnaire

The Americans with Disabilities Act (ADA) requires state and local governments, businesses, and non-profit organizations to provide goods, services, and programs to people with disabilities on an equal basis with the rest of the public. Specifically, state and local governments (ADA title II entities) must ensure "program accessibility." The ADA requirements for program accessibility for state and local governments can be found in the Department of Justice's ADA Title II regulations **28 CFR Part 35.150**. To help better understand possible accessibility concerns in Johnson County programming, please complete and return the following questionnaire.

| | YES | NO |
|---|-----|-----|
| 1. Are you aware that Johnson County has an ADA coordinator? | ___ | ___ |
| 2. Do you know how to contact the Johnson County ADA coordinator? | ___ | ___ |
| 3. Are you aware of the Johnson County internal grievance procedure that allows for quick and prompt solutions for any complaints based on alleged noncompliance with ADA? | ___ | ___ |
| 4. Are you aware of the Johnson County nondiscrimination policy? | ___ | ___ |
| 5. Does your department have a policy that provides for notifying participants, applicants, employees, and professional organizations that you do not discriminate on the basis of disability? | ___ | ___ |
| 6. Do you provide ongoing staff training to ensure that staff fully understands the policy of nondiscrimination on the basis of disability and can take all appropriate steps to facilitate the participation of individuals with disabilities in agency programs and activities? | ___ | ___ |
| 7. Do you notify the public and other interested parties that auxiliary aids (sign language interpreters, readers) will be provided, upon request, to participants with disabilities? | ___ | ___ |
| 8. Do you notify the public and other interested parties that agency meetings, board of director meetings, hearings, conferences, public appearances by elected officials, and interviews will be held in accessible locations? | ___ | ___ |
| 9. Do you make available, upon request, written material in alternate formats for people who have disabilities? (Alternate formats include large print, Braille, and audiocassette tapes). | ___ | ___ |
| 10. Do you have a policy and procedure for safe emergency evacuation of people with disabilities from your facility(s)? | ___ | ___ |
| 11. When hiring new employees, does your department make pre-employment medical inquiries? | ___ | ___ |
| 12. If the answer to Question 11 is yes, is the inquiry related to the applicant's ability to perform the job? | ___ | ___ |

13. Are all applicants in the same job classification asked the same medical and/or interview questions? _____

14. During the application, interviewing, hiring, and employment process, do you provide reasonable accommodations to applicants and employees with disabilities? _____

15. Do you think your department would benefit from additional ADA training? _____

16. Are you aware of any instance where your staff has interacted with persons with disabilities and altered their normal procedures to accommodate them in some way?

Please Describe: _____

17. Do you have any specific suggestions or thoughts on how your department can better assist the disabled public in your programing? Please Describe: _____

18. What types of ADA issues do you feel that your department would most benefit from additional training? Please Describe: _____

19. What areas of ADA accessibility do you think are the most important for Johnson County to direct its focus towards future programming? Please Describe: _____

Appendix E
Facilities Physical Barriers
Reports

JOHNSON COUNTY - ADA SELF EVALUATION STUDY AND TRANSITION PLAN

FACILITY SUMMARY

| Name & Location | Ownership Status | Low Priority | Medium Priority | High Priority | Total Site Cost |
|---|------------------|------------------|------------------|------------------|------------------|
| County Annex E 101 E Jefferson Street, Franklin | County Owned | \$6,800 | \$500 | \$10,000 | \$17,300 |
| Community Corrections Hospital, Franklin | County Owned | \$5,520 | \$3,150 | \$550 | \$9,220 |
| Courthouse Annex Court, Franklin | County Owned | \$4,360 | \$11,425 | \$100 | \$15,885 |
| Courthouse Annex North W. Jefferson, Franklin | County Owned | \$11,105 | \$10,350 | \$2,650 | \$24,105 |
| County Courthouse/Admin Building 5 E. Jefferson, Franklin | County Owned | \$42,800 | \$27,890 | \$40,890 | \$111,580 |
| County Extension Morton, Franklin | County Owned | \$10,930 | \$1,750 | \$1,850 | \$14,530 |
| County Fairgrounds Fairgrounds, Franklin | County Owned | \$57,695 | \$63,110 | \$17,040 | \$137,845 |
| County Highway Department 1051 Hospital Rd, Franklin | County Owned | \$9,190 | \$1,530 | \$2,550 | \$13,270 |
| County Parks Department Edinburgh | County Owned | \$4,780 | \$6,800 | \$14,300 | \$25,880 |
| Hoosier Horse Park/Johnson County Park Schoolhouse Road, Edinburgh | County Owned | \$97,860 | \$106,620 | \$82,650 | \$287,130 |
| Independence Park 2100 Morgantown, Greenwood | County Owned | \$7,800 | \$200 | \$2,000 | \$10,000 |
| Juvenile Court/Detention/Probation 1121 Hospital, Franklin | County Owned | \$17,685 | \$4,000 | \$5,050 | \$26,935 |
| Museum of History N. Main, Franklin | County Owned | \$7,800 | \$5,840 | \$3,100 | \$16,740 |
| Prosecutor's Office Caisson Drive, Franklin | County Owned | \$5,950 | \$2,210 | \$2,100 | \$10,260 |
| Sheriff/Jail/911 Center/EMA Hospital, Franklin | County Owned | \$46,325 | \$6,050 | \$7,750 | \$60,125 |
| | | | | | \$0 |
| TOTALS | | \$336,800 | \$251,425 | \$192,580 | \$780,805 |

NOTES:

1. The costs included are based on review of information collected by County staff and included on evaluation forms. Costs developed are based on this information, review of photographs, and clarifications of condition provided by County staff. Actual costs may not be reflected based on a number of factors and several items could not have corrective actions priced due to lack of more detailed investigation that is outside the scope of an ADA evaluation. Items such as review for compliance with other relevant codes, structural analysis, etc. may significantly alter the actual cost of corrective actions.

2. Some facilities may have inaccessible components for which costs cannot be estimated without additional detailed investigation, survey, and/or design, which is not within the scope of this plan. Those costs are noted as "TBD" on the facility appendices and are not included in the figures on those sheets or within this compiled cost estimate. Total costs shown do not include soft costs/design fees.

3. Priorities included on facility cost sheets and on this summary are based on consultant's philosophy for prioritization and is not intended to represent any minimization of importance of providing full and complete accessibility and compliance with relevant statutes and guidelines. General basis is included within the text of the Transition Plan.

4. A number of the corrective actions identified and cost included for would not be required if equal facilitation/access is provided in another manner, or changes are made to the County's procedures. Other non-compliant items have low cost alternatives until permanent solutions are implemented.

5. Costs included are only to provide compliance under Title II of the ADA and is limited to areas of County facilities open and accessible to the public at all times. This does not eliminate the need for the County to provide accessibility for employees with disabilities, as needed, to allow them to perform their required job duties.

6. Actual schedule for implementation of the Transition Plan is dependent on a number of factors unknown at the time of preparation of the Transition Plan, including, but not limited to: availability of funding with the County budget, reprioritization based on input from disabled persons, award of grants or other funding to make corrective actions, changes to the ADA Accessibility Guidelines or other guidance that is not available at this time, etc.

7. Costs do not include any costs for corrective actions at polling locations. Johnson County should continue to ensure that polling places provide full access to all voters, including those with any disability. A new survey of all current polling places is recommended to verify compliance with the 2010 ADASAD standards.

County Annex East

Data
collected
3/23

| Exterior | | | |
|---|--|----------|----------------|
| Item # | Description | Priority | Cost |
| 1-1 | Parking Lot | | |
| 3/15/23 | Resurface and Mark Accessible Stalls and Aisle | Low | \$5,000 |
| Lines and new pavement to be complete | Notes: Stall markings need to be replaced at req'd widths. Mark shared access aisle. Federal Guideline: 208.2, 208.3 | | |
| Interior | | | |
| Lower Level | | | |
| Item # | Description | Priority | Estimated Cost |
| Neither public restroom downstairs is handicap accessible, however the one upstairs in main lobby is. | Notes: Req'd 60" dia turning area not provided. Clear width at toilet is obstructed by sink at 43". Cabinet blocks any maneuvering space adjacent to toilet and obstructs door maneuvering space. Complete solution may require removal of cabinet and relocation of sink. Federal Guideline: 703.2-4, 703.6, 216.8 | High | \$10,000 |
| Needs to be done if we turn basement bathrooms handicap accessible | Provide Occupancy Sensor Notes: Electrical switch is at 49" ht (48" max). Federal Guideline: 205.1, 308.2-3 | Low | \$100 |
| | Insulate water lines | Low | \$500 |
| See above | Provide Grab Bars Notes: None Provided Federal Guideline: 604.5 | Medium | \$500 |
| 18-7 | | | |
| Switch too high needs replaced | Provide Occupancy Sensor Notes: Electrical switch is at 49" ht (48" max). | Low | \$100 |
| First Floor | | | |
| Item # | Description | | |
| | Exterior Entrances | | |
| | Notes: Electrical switch is at 48 3/4" ht (48" max). Federal Guideline: 205.1, 308.2-3 | Low | \$100 |
| | Replace Door Hardware | | |
| Employees welcome, open door for visitors ; also walk them to exit, opening door for them | Notes: Hardware requires grasping and twisting. Federal Guideline: 309.4, 402.2.7 | Low | \$1,000 |
| | | | |
| | | | |
| | | | |
| | Facility Total: | | \$17,300 |

Community Corrections

| Exterior | | | |
|-------------|---|----------|----------------|
| Item # | Description | Priority | Estimated Cost |
| 1-1 | Parking Lot | | |
| | 18 spaces provided, including 2 designated as accessible. 1 van space required. | | |
| | Mark Accessible Stalls and Aisle and Provide Van Signage | Low | \$200 |
| | Notes: Stall markings need to be replaced at req'd widths. Mark shared access aisle. No van accessible signage provided. Federal Guideline: 208.2, 208.3 | | |
| | Accessible Route | | |
| 2-1 | Replace Curb Ramp with Parallel Curb Ramp | Medium | \$1,500 |
| | Notes: Ramp exceeds running slope. No landing provided. Federal Guideline: 406.1, 406.4 | | |
| Interior | | | |
| First Floor | | | |
| Item # | Description | Priority | Estimated Cost |
| | Reception | | |
| | Provide means of egress signage | High | \$100 |
| | Notes: None provided. Federal Guideline: | | |
| 8a-1 | Replace Door | Low | \$3,500 |
| | Notes: Door clear width is 31" (32" req'd) Federal Guideline: 404.2.3 | | |
| | Provide Kick Plate | Low | \$110 |
| | Notes: 9" to glazing (10" min. smooth req'd) Federal Guideline: 404.2.10 | | |
| 8b-1 | Adjust Door Closer ¹ | High | \$450 |
| | Notes: Operating effort is 15 lb (5 lb max for interior doors). Federal Guideline: 404.2.9 | | |
| | Replace Door Hardware | Low | \$300 |
| | Notes: Hardware requires pinching. Federal Guideline: 309.4, 402.2.7 | | |
| 7-1 | Provide Paper Cup Dispenser | Medium | \$150 |
| | Notes: "Hi-lo" fountain is not provided. Fountain provided does not meet dimensional requirements for standing persons. Provide cane detectable element to eliminate protrusion. Federal Guideline: 211, 307.2 | | |

| Item # | Description | Priority | Estimated Cost |
|--------|---|----------|----------------|
| 18-1 | <i>Relocate Fire Alarm Activation Device</i> | Low | \$110 |
| | Notes: Operable part at 50" ht. (48" max) Federal Guideline: 308.2 | | |
| 34-1 | <i>Provide Accessible Service Counter or Alternate Accommodation at Reception</i> | Low | \$600 |
| | Notes: 11" min. depth for knee space is not provided. Federal Guideline: 226.1, 902.2 | | |
| | Unisex Restroom | | |
| 16-1 | <i>Provide Wall Signage</i> | Low | \$100 |
| | Notes: None provided. Federal Guideline: 407.4.3, 703.3-4 | | |
| | <i>Replace Door Signage</i> | Low | \$100 |
| | Notes: Sign mounted at 70" to text (48"-60" req'd). Braille is 3/4" below raised text (3/8"-1/2" req'd) Federal Guideline: 703.3-4 | | |
| | <i>Provide Maneuvering and Clear Space</i> | Low | TBD |
| | Notes: 60" clear width at toilet is obstructed by sink at 37". 60" dia turning space is not provided. Overall room size may be insufficient to accommodate accessible restroom. Federal Guideline: 703.3-4 | | |
| | <i>Reposition Towel Dispenser</i> | Medium | \$50 |
| | Notes: 65" to operable parts (15"-48" max). Federal Guideline: 308, 604.7 | | |
| | <i>Reposition and Replace Grab Bars</i> | Medium | \$1,000 |
| | Notes: Reposition side grab bar (mounted too close to rear wall). Replace 24" rear grab bar (36" min.) Federal Guideline: 604.5.2, 609.4 | | |
| 8b-2 | <i>Adjust Door Closer¹</i> | Medium | \$450 |
| | Notes: Closing speed is less than 5 sec. min. Operating effort is 8 lb (5lb max for interior doors.) Federal Guideline: 404.2.9 | | |
| | Testing Room | | |
| 18-1 | <i>Provide Wall Signage</i> | Low | \$100 |
| | Notes: None provided. Federal Guideline: 407.4.3, 703.3-4 | | |
| 8b-3 | <i>Modify Glazing Panel</i> | Low | \$400 |
| | Notes: Bottom of vision panel is at 50" (43" max) Federal Guideline: 404.2.11 | | |
| 18-2 | <i>Reposition Furniture at Outlets</i> | Low | \$0 |
| | Notes: Reposition furniture obstructing outlets to accommodate clear space. Federal Guideline: 308.2 | | |

| Item # | Description | Priority | Estimated Cost |
|--------|---|----------|----------------|
| | <i>Provide Accessible Testing Station (Recommended)</i> | N/A | N/A |
| | Notes: Clear knee space is insufficient at testing station table. Though not built-in, recommend providing station meeting height and clear space requirements. Federal Guideline: 308.2 | | |
| | | | |
| | Facility Total: | | \$9,220 |
| | | | |

General Notes: 1. For door closer adjustments, cost shown is to replace in case adjustment cannot alleviate the compliance issue (typical). 2. Electrical switches in offices and common spaces are employee operated. These elements are not included in this summary.

County Annex West

| Exterior | | | |
|-------------|--|----------|----------------|
| Interior | | | |
| Lower Level | | | |
| Item # | Description | Priority | Estimated Cost |
| | Corridors/Common Space | | |
| 7-1 | Provide Paper Cup Dispenser | Medium | \$50 |
| | Notes: "Hi-lo" fountain is not provided. Fountain provided does not meet dimensional requirements for wheelchair users or standing persons. Federal Guideline: 211 | | |

| Interior | | | |
|-------------|---|----------|----------------|
| First Floor | | | |
| Item # | Description | Priority | Estimated Cost |
| 8a-1 | <i>Provide Kick Plate</i> | Low | \$110 |
| West Entry | Notes: 5 1/2" to glazing (10" min. smooth req'd) Federal Guideline: 404.2.10 | | |
| 8a-2 | <i>Provide Kick Plate</i> | Low | \$110 |
| South Entry | Notes: 5 1/2" to glazing (10" min. smooth req'd) Federal Guideline: 404.2.10 | | |
| | <i>Replace Threshold</i> | Medium | \$175 |
| | Notes: Threshold is over 1". (1/4" max; 1/2" beveled) Federal Guideline: 402.5, 404.2.3 | | |
| 8a-3 | <i>Provide Kick Plate</i> | Low | \$110 |
| | Notes: None provided. Patch hole at door threshold on interior. Federal Guideline: 304.2 | | |
| | <i>Corridors/Common Space</i> | | |
| 7-1 | <i>Provide Paper Cup Dispenser</i> | Medium | \$50 |
| | Notes: "Hi-lo" fountain is not provided. Federal Guideline: 211 | | |
| | <i>Provide means of egress signage</i> | High | \$100 |
| | Notes: None provided. Tactile required. Federal Guideline: | | |
| | <i>Commissioner's Office</i> | | |
| 8b-3 | <i>Replace Wall Signage</i> | Low | \$100 |
| | Notes: Braille too close to raised text (3/8"-1/2" req'd) Federal Guideline: 703.3 | | |
| | <i>Provide Kick Plate</i> | N/A | N/A |
| | Notes: 4" to glazing (10" min. smooth req'd) Federal Guideline: 404.2.10 | | |
| | <i>Commissioner's Office - Conference Room</i> | | |
| | <i>Auditorium</i> | | |
| | <i>Provide Wall Signage</i> | Low | \$100 |
| | Notes: None provided at West entry Federal Guideline: 703.2-3 | | |
| 8b-4 | <i>Adjust Door Closer¹</i> | Medium | \$450 |
| East Entry | Notes: Closing speed is less than 5 sec. min. Operating effort exceeds 5 lb max for interior doors. Federal Guideline: 404.2.8-9 | | |
| | <i>Provide Kick Plate</i> | Low | \$110 |

| Interior | | | |
|----------|---|--|--|
| | Notes: 8" to glazing (10" min. smooth req'd) Federal Guideline: 404.2.10 | | |

| Interior | | | |
|------------|--|--------|---------|
| 8b-5 | <i>Adjust Door Closer¹</i> | Medium | \$450 |
| West Entry | Notes: Closing speed is less than 5 sec. min. Operating effort exceeds 5 lb max for interior doors. Federal Guideline: 404.2.8-9 | | |
| | <i>Provide Kick Plate</i> | Low | \$110 |
| | Notes: 8" to glazing (10" min. smooth req'd) Federal Guideline: 404.2.10 | | |
| | <i>Replace Door Hardware</i> | Medium | \$300 |
| | Notes: Hardware requires pinching. Federal Guideline: 309.4, 402.2.7 | | |
| | Women's Restroom | | |
| 15-1 | <i>Replace Door Signage</i> | Low | \$100 |
| | Notes: No raised text provided. Federal Guideline: 703.6, 216.8 | | |
| | <i>Insulate water lines</i> | Medium | \$100 |
| | Notes: Supply lines, valves, and exposed drain Federal Guideline: 606.5 | | |
| | <i>Reposition Dispensers</i> | Medium | \$50 |
| | Notes: 53" to operable parts (15"-48" max). Federal Guideline: 308, 604.7 | | |
| | <i>Provide Occupancy Sensor</i> | Low | \$220 |
| | Notes: Electrical switch is at 49" ht (48" max). Federal Guideline: 205.1, 308.2-3 | | |
| | <i>Replace Stall Door, Reposition Toilet and Recon</i> | Medium | \$2,100 |
| | Notes: Stall door is 31" clear width (32" min). Door does not provide handles or self-closing mechanism. Stall width is 42" (60" min.) Toilet is located 22 1/2" from centerline to side wall (16"-18" req'd). Federal Guideline: 213.3, 604.8.1.2, 404.2.7, 309.4 | | |
| | <i>Replace and Reposition Grab Bars</i> | Medium | \$1,000 |
| | Notes: No rear grab bar is provided. Side grab bar extends 50" from rear wall (54" min req'd) Federal Guideline: 604.5, 609.3-4 | | |
| | <i>Reposition Coat Hook</i> | Low | \$50 |
| | Notes: Coat hook is 65" high (48" max). Federal Guideline: 308, 603.4 | | |
| 8b-6 | <i>Adjust Door Closer¹</i> | Medium | \$450 |

| Interior | | | |
|----------|--|--------|-------|
| | Notes: Operating effort is 12lb. (5 lb max for interior doors) Federal Guideline: 404.2.9 | | |
| | <i>Replace Door Hardware</i> | Medium | \$300 |
| | Notes: Hardware requires twisting and grasping. Federal Guideline: 309.4, 402.2.7 | | |

| Interior | | | |
|----------|--|--------|---------|
| | Men's Restroom | | |
| 15-2 | Replace and Reposition Wall Signage | Low | \$100 |
| | Notes: No clear space provided. Braille is too close to raised text. Federal Guideline: 703.3 | | |
| | Replace Door Signage | Low | \$100 |
| | Notes: No raised text provided. Federal Guideline: 703.6, 216.8 | | |
| | Insulate water lines | Medium | \$100 |
| | Notes: Supply lines, valves, and exposed drain pipes are not insulated to protect against contact. Federal Guideline: 606.5 | | |
| | Reposition Dispensers | Medium | \$50 |
| | Notes: 53 1/4" to operable parts (15"-48" max). Federal Guideline: 308, 604.7 | | |
| | Provide Occupancy Sensor | Low | \$220 |
| | Notes: Electrical switch is at 49 1/4" ht (48" max). Federal Guideline: 205.1, 308.2-3 | | |
| | Reposition Lavatory | Medium | \$600 |
| | Notes: Depth of knee space is obstructed by sink flare. Reposition such that top of sink does not exceed 34" max. Federal Guideline: 606.2, 306.3 | | |
| | Replace Stall Door, Reposition Toilet and Recon | Medium | \$2,100 |
| | Notes: Stall door is 30" clear width (32" min). Door does not provide outside handles or self-closing mechanism and has twist lock. Stall width is 42" (60" min.) Toilet is located 21 1/2" from centerline to side wall (16"-18" req'd). Federal Guideline: 213.3, 604.8.1.2, 404.2.7, 309.4 | | |
| | Replace and Reposition Grab Bars | Medium | \$1,000 |
| | Notes: No rear grab bar is provided. Side grab bar extends 50 1/2" from rear wall (54" min req'd) Federal Guideline: 604.5, 609.3-4 | | |
| | Reposition Coat Hook | Low | \$50 |
| | Notes: Coat hook is 64" high (48" max). Federal Guideline: 308, 603.4 | | |
| 8b-7 | Adjust Door Closer ¹ | Medium | \$450 |

| Interior | | | |
|----------|--|-----|-------|
| | Notes: Closing speed is less than 5 sec. min. Operating effort is 12lb. (5 lb max for interior doors) Federal Guideline: 404.2.8-9 | | |
| | <i>Replace Kick Plate</i> | Low | \$110 |
| | Notes: 8 1/2 (10" min. smooth req'd) Federal Guideline: 404.2.10 | | |

| Interior | | | |
|--------------------|--|----------|----------------|
| Second Floor | | | |
| Item # | Description | Priority | Estimated Cost |
| | Recorders Office Book Room | | |
| 18-4 | Replace Cabinet Hardware | Low | \$350 |
| | Notes: Hardware requires grasping. Federal Guideline: 309.4, 402.2.7 | | |
| 8b-10 | Staff noted door stays open during business hours. | | |
| | Replace Door Hardware | N/A | N/A |
| | Notes: Hardware requires twisting and Federal Guideline: 309.4, 402.2.7 | | |
| | Corridors/Common Space | | |
| 7-2 | Provide Paper Cup Dispenser | Medium | \$50 |
| | Notes: "Hi-lo" fountain is not provided. Fountain provided does not meet dimensional requirements for wheelchair users or standing persons. Federal Guideline: 211 | | |
| 34-1 & 2 | Provide Accessible Service Counter or Alternate Accommodation at Recorders and Assessor's departments | Low | \$1,200 |
| | Notes: Counter heights are 40", no knee space (28" - 34" with knee space for work surface; 38" max verbal interaction) Federal Guideline: 226.1, 902.2 | | |
| Floor Level Access | | | |
| Item # | Description | Priority | Estimated Cost |

| Interior | | | |
|-------------|---|--------|-------|
| | Stairways | | |
| | <i>Note: Per 210.1, Exception 3: In alterations, stairs between levels that are connected by an accessible route shall not be required to comply with 504 except that handrails complying with 505 shall be provided when the stairs are altered.</i> | | |
| 11-1 | North Stair | | |
| | Replace Stairways Signage | Medium | \$300 |
| | Notes: Braille too close to raised text. No floor level indicator (req'd at each landing) Federal Guideline: 216.3-4, 703.2, 703.4 | | |
| | Modify Riser Ht | Low | N/A |
| | Notes: Risers are 7 3/8" ht. (7" max) Federal Guideline: 216.3-4, 703.2, 703.4 | | |
| | Provide Handrail Extensions | Medium | \$500 |
| | Notes: None provided. 12" at top and 1 tread depth at bottom req'd beyond riser nosing. Federal Guideline: 216.3-4, 703.2, 703.4 | | |
| 8b-11 | Staff noted door stays open at all times. All elements related to operation were not evaluated. | | |
| Lower Level | Notes: Operating effort exceeds 5 lb max for interior doors. Panic Hardware protrudes 4 1/2". | | |
| | Provide Kick Plate | Low | \$110 |
| | Notes: 9" (10" min. smooth req'd) Federal Guideline: 404.2.10 | | |
| 8b-1 | Adjust Door Closer ¹ | Low | \$450 |
| 1st Floor | Notes: Closing speed is less than 5 sec. min. Federal Guideline: 404.2.8-9 | | |
| | Provide Kick Plate | Low | \$110 |
| | Notes: 9" to glazing (10" min. smooth req'd) Federal Guideline: 404.2.10 | | |
| | Provide Maneuvering Space at Door | Low | TBD |
| | Notes: Swing side maneuvering space obstructed by stair at 16" parallel to door (18" req'd). Federal Guideline: 404.2.4 | | |

| Interior | | | |
|-----------|---|-----|-------|
| 8b-8 | Staff noted door stays open at all times. All elements related to operation were not evaluated. | | |
| 2nd Floor | Notes: Operating effort exceeds 5 lb max for interior doors. Panic Hardware protrudes 4 1/2". | | |
| | Provide Kick Plate | Low | \$110 |
| | Notes: 9" (10" min. smooth req'd) Federal Guideline: 404.2.10 | | |

| Interior | | | |
|-------------|---|--------|----------|
| | <i>Provide Maneuvering Space at Door</i> | Low | TBD |
| | Notes: Swing side maneuvering space obstructed by railing at 16" parallel to door (18" req'd), and at 6" on push side (18" req'd when closer present) Federal Guideline: 404.2.4 | | |
| 11-2 | South Stair | | |
| | <i>Replace Stairways Signage</i> | Medium | \$300 |
| | Notes: Braille too close to raised text. No floor level indicator (req'd at each landing) Federal Guideline: 216.3-4, 703.2, 703.4 | | |
| | <i>Modify Riser Ht</i> | Low | TBD |
| | Notes: Risers are 7 3/8" ht. (7" max) Federal Guideline: 216.3-4, 703.2, 703.4 | | |
| | <i>Provide Handrail Extensions</i> | Medium | \$500 |
| | Notes: None provided. 12" at top and 1 tread depth at bottom req'd beyond riser nosing. Federal Guideline: 216.3-4, 703.2, 703.4 | | |
| 8b-12 | <i>Staff noted door stays open at all times. All elements related to operation were not evaluated.</i> | | |
| Lower Level | Notes: Operating effort exceeds 5 lb max for interior doors. Panic Hardware protrudes 4 1/2". | | |
| | <i>Provide Kick Plate</i> | Low | \$110 |
| | Notes: 9" (10" min. smooth req'd) Federal Guideline: 404.2.10 | | |
| 8b-2 | <i>Staff noted door stays open at all times. All elements related to operation were not evaluated.</i> | | |
| 1st Floor | <i>Provide Kick Plate</i> | Low | \$110 |
| | Notes: 9" to glazing (10" min. smooth req'd) Federal Guideline: 404.2.10 | | |
| 8b-9 | <i>Staff noted door stays open at all times. All elements related to operation were not evaluated.</i> | | |
| 2nd Floor | <i>Provide Kick Plate</i> | Low | \$110 |
| | Notes: 9" (10" min. smooth req'd) Federal Guideline: 404.2.10 | | |
| | | | |
| | Facility Total: | | \$15,885 |
| | | | |

Interior

General Notes: 1. For door closer adjustments, cost shown is to replace in case adjustment cannot

County Annex North

| Exterior | | | |
|--------------|---|----------|----------------|
| Item # | Description | Priority | Estimated Cost |
| 1-1 | Parking Lot | | |
| | 40 spaces provided, including 2 designated as accessible. 1 van space and 1 car space required. | | |
| | Reposition Existing Signage | Low | \$150 |
| | Notes: Signage mounted at 48" and 53". Reposition to compliant height. Federal Guideline: 208.2, 208.3 | | |
| | Accessible Route | | |
| 2-1 | Replace South Curb Ramp | Medium | \$1,500 |
| | Notes: Cross slope of ramp is 7.7% (2% max). Landings have slope of 4.4% (2% max). Federal Guideline: 303.2, 406.1, 406.4 | | |
| 4-1 | Repair Sidewalk Crack | Low | \$250 |
| | Notes: Crack in walk from north in front of door. Federal Guideline: 206.2.2, 403.3-4 | | |
| 4-2 | Replace Sidewalk | Low | \$2,250 |
| | Notes: Sidewalk exceeds 2% max slope and does not provide level area at change of direction. Federal Guideline: 206.2.2, 403.3-4 | | |
| Interior | | | |
| First Floor | | | |
| | Note: First floor was renovated in entirety in 2014-2015. This is assumed by the County to have been designed and constructed in compliance with current standards. | | |
| Second Floor | | | |
| Item # | Description | Priority | Estimated Cost |
| | Hearing Room | | |
| 8b-6 | Adjust Door Closer ¹ | High | \$450 |
| | Notes: Operating effort is 10 lb (5 lb max for interior doors). Federal Guideline: 404.2.9 | | |
| | Superior Court #2 Office | | |
| 34-1 | Provide Accessible Service Counter or Alternate Accommodation | Low | \$1,200 |
| | Notes: Counter height exceeds 34" max. height and does not provide knee space. Federal Guideline: 226.1, 902.2 | | |
| | Superior Court #2 | | |
| 20-1 | Provide Accessible Aisle Seating in Assembly Area | Low | \$150 |
| | Notes: None provided. 5% of total number of aisle seats (1 seat) is required, including identification. Federal Guideline: 221.4, 802.4 | | |

| Item # | Description | Priority | Estimated Cost |
|--------|---|----------|----------------|
| | <i>Provide Accessible Lectern or Alternate Accommodation</i> | Low | \$300 |
| | Notes: Lectern exceeds allowable height and provides no knee space. Federal Guideline: 226.1 | | |
| | <i>Provide Wheelchair Seating in Assembly Area</i> | High | \$400 |
| | Notes: None provided. Approx. 36 total seats provided requiring a minimum of 2 wheelchair space with adjacent companion seat. Remove portions of fixed seating as required to comply with required clear space and approach requirements. Federal Guideline: 222.1, 221.3, 802.1-802.3 | | |
| | <i>Provide Accessible Witness Stand</i> | N/A | N/A |
| | Notes: Witness stand is raised, 2-tier area with narrow access. Space available adjacent to stand for alternate accommodation. Federal Guideline: 802.1 | | |
| | Jury - Women's Restroom | | |
| 16-1 | <i>Provide Clear Area Outside Door Swing</i> | Medium | \$1,500 |
| | Notes: In-swinging door does not allow for req'd 30x48" min. space. Replace with out swinging door. Federal Guideline: 604.2-604.4, 604.8 | | |
| | <i>Replace Door Hardware</i> | Low | \$300 |
| | Notes: Lock requires twisting. Federal Guideline: 309.4, 402.2.7 | | |
| | <i>Reposition Lavatory</i> | Low | \$600 |
| | Notes: Clear knee space is obstructed at 9" (11 min req'd at 27" ht). Federal Guideline: 306.3.3, 606.2 | | |
| | <i>Reposition Dispensers</i> | Medium | \$50 |
| | Notes: 62" to operable parts (15"-48" max). Federal Guideline: 308, 604.7 | | |
| | <i>Provide Alternate Outlet Access</i> | Low | \$50 |
| | Notes: Outlet located at 47 1/2" ht but requires reach across sink (44"-46" max dependent on approach) Federal Guideline: 205.1, 308.2-3 | | |
| | <i>Reposition Grab Bar</i> | Medium | \$1,000 |
| | Notes: Rear grab bar is located 15"/21" relative to toilet centerline (12"/24" req'd) Federal Guideline: 604.5, 609.3-4 | | |
| 8b-13 | <i>Adjust Door Closer¹</i> | High | \$450 |
| | Notes: Operating effort is 10 lb (5 lb max for interior doors). Federal Guideline: 404.2.9 | | |

| Item # | Description | Priority | Estimated Cost |
|--------|---|----------|----------------|
| | Jury - Men's Restroom | | |
| 16-2 | <i>Provide Clear Area Outside Door Swing</i> | Medium | \$1,500 |
| | Notes: In-swinging door does not allow for req'd 30x48" min. space. Replace with out swinging door. Federal Guideline: 604.2-604.4, 604.8 | | |
| | <i>Replace Door Hardware</i> | Low | \$300 |
| | Notes: Lock requires twisting. Federal Guideline: 309.4, 402.2.7 | | |
| | <i>Reposition Lavatory</i> | Low | \$600 |
| | Notes: Clear knee space is obstructed at 9" (11 min req'd at 27" ht). Federal Guideline: 306.3.3, 606.2 | | |
| | <i>Reposition Dispensers</i> | Medium | \$50 |
| | Notes: 62" to operable parts (15"-48" max). Federal Guideline: 308, 604.7 | | |
| | <i>Replace Toilet Seat and/or Reposition Toilet</i> | Low | \$765 |
| | Notes: Toilet seat height is 20" (17"-19" req'd). Consider lowering wall mounted unit. Federal Guideline: 309.4, 402.2.7 | | |
| | <i>Provide Alternate Outlet Access</i> | Low | \$50 |
| | Notes: Outlet located at 47 1/2" ht but requires reach across sink (44"-46" max dependent on approach) Federal Guideline: 205.1, 308.2-3 | | |
| | <i>Reposition Grab Bar</i> | Medium | \$1,000 |
| | Notes: Rear grab bar is located 15"/21" relative to toilet centerline (12"/24" req'd) Federal Guideline: 604.5, 609.3-4 | | |
| 8b-14 | <i>Adjust Door Closer¹</i> | High | \$450 |
| | Notes: Operating effort is 10 lb (5 lb max for interior doors). Federal Guideline: 404.2.9 | | |
| | Women's Restroom | | |
| | <i>Reposition Dispensers</i> | Medium | \$50 |
| | Notes: 62" to operable parts (15"-48" max). Federal Guideline: 308, 604.7 | | |
| | <i>Provide Handle on Stall Door</i> | Low | \$150 |
| | Notes: No handle provided on front of stall Federal Guideline: 213.3, 604.8.2, 404.2.7, 309.4 | | |
| | <i>Reconfigure Stall Partition</i> | Low | \$1,270 |
| | Notes: Stall width is 36" (60" min. req'd). Federal Guideline: 604.2-604.4, 604.8 | | |
| | <i>Replace Flush Controls</i> | Medium | \$400 |
| | Notes: Flush controls not compliant. Replaces with auto flush sensor. Federal Guideline: 604.6 | | |

| Item # | Description | Priority | Estimated Cost |
|---------------------------|--|----------|----------------|
| | <i>Replace and Reposition Grab Bars</i> | Medium | \$1,000 |
| | Notes: No rear grab bar is provided. Side grab bar extends 48" from rear wall (54" min req'd) Federal Guideline: 604.5, 609.3-4 | | |
| | <i>Reposition Coat Hook</i> | Medium | \$50 |
| | Notes: Located at 65" ht. (15"-48" req'd) Federal Guideline: 308, 603.4 | | |
| | Men's Restroom | | |
| | <i>Reposition Dispensers</i> | Medium | \$50 |
| | Notes: 62" to operable parts (15"-48" max). Federal Guideline: 308, 604.7 | | |
| | <i>Reposition Urinal</i> | Medium | \$450 |
| | Notes: Top of lip is 19" high. (17" max. ht) Federal Guideline: 308, 309, 605.2-4 | | |
| | <i>Provide Handle on Stall Door</i> | Low | \$150 |
| | Notes: No handle provided on front of stall Federal Guideline: 213.3, 604.8.2, 404.2.7, 309.4 | | |
| | <i>Reconfigure Stall Partition</i> | Low | \$1,270 |
| | Notes: Stall width is 36" (60" min. req'd). Federal Guideline: 604.2-604.4, 604.8 | | |
| | <i>Replace Flush Controls</i> | Medium | \$400 |
| | Notes: Flush controls not compliant. Replaces with auto flush sensor. Federal Guideline: 604.6 | | |
| | <i>Replace and Reposition Grab Bars</i> | Medium | \$1,000 |
| | Notes: No rear grab bar is provided. Side grab bar extends 48" from rear wall (54" min req'd) Federal Guideline: 604.5, 609.3-4 | | |
| | <i>Reposition Coat Hook</i> | Medium | \$50 |
| | Notes: Located at 65" ht. (15"-48" req'd) Federal Guideline: 308, 603.4 | | |
| Floor Level Access | | | |
| Item # | Description | Priority | Estimated Cost |
| | <i>Elevator</i> | | |
| | <i>Provide Hallway Signals</i> | Low | \$450 |
| | Notes: None provided. Federal Guideline: 407.4.6 | | |
| | <i>Provide Floor Level Indicators</i> | Low | \$50 |
| | Notes: Provided on only one jamb (both req'd) Federal Guideline: 407.2.3, 703.4 | | |
| | <i>Stairways</i> | | |
| | Note: Per 210.1, Exception 3: In alterations, stairs between levels that are connected by an accessible route shall not be required to comply with 504 except that handrails complying with 505 shall be provided when the stairs are altered. | | |

| Item # | Description | Priority | Estimated Cost |
|--------|---|----------|----------------|
| | <i>Door on First Floor</i> | | |
| 8b-3 | <i>Adjust Door Closer²</i> | High | \$450 |
| | Notes: Operating effort is 12 lb (5 lb max for interior doors). Federal Guideline: 404.2.9 | | |
| | <i>Modify Glazing</i> | Low | \$400 |
| | Notes: Glazing panel located 56" above finish floor. (43" max.) Federal Guideline: 404.2.11 | | |
| | <i>Door on Second Floor (Staff noted door stays open at all times.)</i> | | |
| 8b-4 | <i>Adjust Door Closer²</i> | High | \$450 |
| | Notes: Operating effort is 15 lb (5 lb max for interior doors). Federal Guideline: 404.2.9 | | |
| | <i>Modify Glazing</i> | Low | \$400 |
| | Notes: Glazing panel located at 56" above finish floor. (43" max.) Federal Guideline: 404.2.11 | | |
| | <i>Replace Stairways Signage</i> | Medium | \$300 |
| | Notes: No floor level indicator (req'd at each landing) Federal Guideline: 216.3-4, 703.2, 703.4 | | |
| | <i>Modify Handrails</i> | N/A | N/A |
| | Notes: Handrail provided on one side only (both req'd). No extensions provided. (12" at top and 1 tread depth at bottom req'd beyond riser nosing.) Federal Guideline: 216.3-4, 703.2, 703.4 | | |
| | | | |
| | Facility Total: | | \$24,105 |
| | | | |

General Notes: 1. For door closer adjustments, cost shown is to replace in case adjustment cannot alleviate the compliance issue (typical). 2. Electrical switches in offices and common spaces are employee operated. These elements are not included in this summary.

County Courthouse

| Exterior | | | |
|-------------|---|----------|----------------|
| Item # | Description | Priority | Estimated Cost |
| 1-1 | Parking Lot | | |
| | <i>New parking lot provided since County evaluation including none designated as accessible. Even though designated as staff lot, accessible parking should still be provided.</i> | | |
| | Accessible Routes | | |
| 5-1 | Replace Ramp & Modify Handrails at North Entrance | Low | \$3,200 |
| | Notes: Ramp cross slope is 2.2% (2% max) and landing slopes at 1.6x3.2% (2% max both directions). Handrail is provided on one side only (both req'd) and extensions and returns are not provided where rail existing (12" beyond top and bottom req'd). Federal Guideline: 405.3, 405.7.1, 405.10, 505.10, 505.2 | | |
| | | | |
| | | | |
| Interior | | | |
| Lower Level | | | |
| Item # | Description | Priority | Estimated Cost |
| | Exterior Entrances | | |
| | <i>Provide access to a minimum of 60% of all public entrances</i> | | See Below |
| | Notes: 2 public entrance provided. 2 must be accessible. Federal Guideline: 206.4, 404 | | |
| | <i>Provide means of egress signage</i> | High | \$200 |
| | Notes: None provided. Braille and raised text required. Federal Guideline: | | |
| 8a-1 | <i>Provide Kick Plate</i> | Low | \$110 |
| West | Notes: 7" smooth (10" min smooth req'd) Federal Guideline: 404.2.3 | | |
| 8a-2 | <i>Provide Kick Plate</i> | Low | \$110 |
| North | Notes: Glazing at 6" (10" min smooth req'd) Federal Guideline: 404.2.3 | | |
| | Interior Ramp | | |
| 13-1 | Replace Interior Ramp | Low | TBD |
| | Notes: Running slope is 10.9% (8.33% max) Handrails are mounted at 32" (34"-38" req'd). Handrails do not extend beyond end of ramp (12" beyond at top and bottom req'd) Federal Guideline: 309.4, 402.2.7 | | |

| Item # | Description | Priority | Estimated Cost |
|--------|--|----------|----------------|
| | Microfilm Room | | |
| 18-1 | <i>Provide Occupancy Sensor or Reposition Switch</i> | Low | \$220 |
| | Notes: Electrical switch is at 49 1/2" ht (48" max). Federal Guideline: 205.1, 308.2-3 | | |
| 8b-1 | <i>Replace Wall Signage</i> | Low | \$100 |
| | Notes: Braille located too close to text. Federal Guideline: 216, 703 | | |
| | <i>Replace Door Hardware</i> | High | \$300 |
| | Notes: Hardware requires twisting and grasping. Federal Guideline: 309.4, 402.2.7 | | |
| | <i>Adjust Door Closer¹</i> | Medium | \$450 |
| | Notes: Operating effort is 10 lb (5 lb max for interior doors). Federal Guideline: 404.2.9 | | |
| | <i>Provide Kick Plate</i> | Low | \$110 |
| | Notes: 5" smooth (10" min smooth req'd) Federal Guideline: 404.2.3 | | |
| | Voter Registration | | |
| 8b-2 | <i>Replace Wall Signage</i> | Low | \$100 |
| | Notes: Braille located too close to text. Federal Guideline: 216, 703 | | |
| | <i>Replace Door Hardware</i> | High | \$300 |
| | Notes: Hardware requires twisting and grasping. Federal Guideline: 309.4, 402.2.7 | | |
| | <i>Adjust Door Closer¹</i> | Medium | \$450 |
| | Notes: Operating effort is 10 lb (5 lb max for interior doors). Federal Guideline: 404.2.9 | | |
| | <i>Provide Kick Plate</i> | Low | \$110 |
| | Notes: 5" smooth (10" min smooth req'd) Federal Guideline: 404.2.3 | | |
| | Women's Restroom | | |
| 15-1 | <i>Replace Wall Signage</i> | Low | \$100 |
| | Notes: Braille located too close to text. Federal Guideline: 216, 703 | | |
| | <i>Provide Occupancy Sensor</i> | Medium | \$220 |
| | Notes: Electrical switch is at 54" ht (48" max). Federal Guideline: 205.1, 308.2-3 | | |
| | <i>Insulate water lines</i> | Medium | \$100 |
| | Notes: Supply lines, valves, and exposed drain pipes are not insulated to protect against contact. Federal Guideline: 606.5 | | |
| | <i>Replace Faucet Controls</i> | Low | \$350 |
| | Notes: Controls requires twisting and grasping. Federal Guideline: 309, 606.4 | | |
| | <i>Reposition Dispensers</i> | Low | \$50 |
| | Notes: 50" to operable parts (15"-48" max). Federal Guideline: 308, 604.7 | | |

| Item # | Description | Priority | Estimated Cost |
|--------|--|----------|----------------|
| | <i>Provide Handles on Stall Door</i> | Low | \$150 |
| | Notes: No handles provided on inside of stall Federal Guideline: 213.3, 604.8.2, 404.2.7, 309.4 | | |
| | <i>Reconfigure Stall Partition</i> | High | \$1,270 |
| | Notes: Stall door clear width is 31" (32" min). Stall width is 41" (60" min. req'd). Federal Guideline: 604.2-604.4, 604.8 | | |
| | <i>Reposition Toilet</i> | Low | \$765 |
| | Notes: Located 19 1/2" from side wall (16"-18" max.) Federal Guideline: 309.4, 402.2.7 | | |
| | <i>Provide and/or Reposition Grab Bars</i> | Medium | \$1,000 |
| | Notes: Rear grab bar is not provided. Side grab bar is extends 46" from rear wall (54" req'd). Federal Guideline: 604.5, 609.3-4 | | |
| | <i>Reposition Coat Hook</i> | Medium | \$50 |
| | Notes: Located at 68" ht. (15"-48" req'd) Federal Guideline: 308, 603.4 | | |
| 8b-3 | <i>Replace Door Hardware</i> | Medium | \$300 |
| | Notes: Hardware requires twisting and grasping. Federal Guideline: 309.4, 402.2.7 | | |
| | <i>Adjust Door Closer¹</i> | High | \$450 |
| | Notes: Operating effort is 12 lb (5 lb max for interior doors). Federal Guideline: 404.2.9 | | |
| | Men's Restroom | | |
| | <i>Replace Wall Signage</i> | Low | \$100 |
| | Notes: Braille located too close to text. Federal Guideline: 216, 703 | | |
| | <i>Provide Occupancy Sensor</i> | Medium | \$220 |
| | Notes: Electrical switch is at 54" ht (48" max). Federal Guideline: 205.1, 308.2-3 | | |
| | <i>Insulate water lines</i> | Medium | \$100 |
| | Notes: Supply lines, valves, and exposed drain pipes are not insulated to protect against contact. Federal Guideline: 606.5 | | |
| | <i>Replace Faucet Controls</i> | Medium | \$350 |
| | Notes: Controls requires twisting and grasping. Federal Guideline: 309, 606.4 | | |
| | <i>Reposition Dispensers</i> | Low | \$50 |
| | Notes: 60" to operable parts (15"-48" max). Federal Guideline: 308, 604.7 | | |
| | <i>Reposition Urinal</i> | Low | \$450 |
| | Notes: Top of lip is 18" high and projects 12" from wall. (17" max. ht; 13 1/2" min. projection) Federal Guideline: 308, 309, 605.2-4 | | |

| Item # | Description | Priority | Estimated Cost |
|--------------------|--|----------|----------------|
| | <i>Provide Handles on Stall Door</i> | Low | \$150 |
| | Notes: No handles provided on inside of stall Federal Guideline: 213.3, 604.8.2, 404.2.7, 309.4 | | |
| | <i>Reconfigure Stall Partition</i> | High | \$1,270 |
| | Notes: Stall door clear width is 31" (32" min). Stall width is 41" (60" min. req'd). Federal Guideline: 604.2-604.4, 604.8 | | |
| | <i>Reposition Toilet</i> | Low | \$765 |
| | Notes: Located 21" from side wall (16"-18" max.) Federal Guideline: 309.4, 402.2.7 | | |
| | <i>Provide and/or Reposition Grab Bars</i> | Medium | \$1,000 |
| | Notes: Rear grab bar is not provided. Side grab bar is extends 46" from rear wall (54" req'd). Federal Guideline: 604.5, 609.3-4 | | |
| | <i>Reposition Coat Hook</i> | Medium | \$50 |
| | Notes: Located at 68" ht. (15"-48" req'd) Federal Guideline: 308, 603.4 | | |
| 8b-4 | <i>Replace Door Hardware</i> | High | \$300 |
| | Notes: Hardware requires twisting and grasping. Federal Guideline: 309.4, 402.2.7 | | |
| | <i>Adjust Door Closer¹</i> | High | \$450 |
| | Notes: Operating effort is 12 lb (5 lb max for interior doors). Federal Guideline: 404.2.9 | | |
| First Floor | | | |
| Item # | Description | Priority | Estimated Cost |
| | <i>Common Space</i> | | |
| 7-1 | <i>Provide Paper Cup Dispenser and Provide Cane Detectable Element To Eliminate Protrusion</i> | Medium | \$200 |
| | Notes: "Hi-lo" fountain is not provided. Fountain provided does not meet dimensional requirements for wheelchair users. Fountain protrudes into corridor. Federal Guideline: 211 | | |
| | <i>Child Support</i> | | |
| 18-3 | <i>Replace Wall Signage</i> | Low | \$100 |
| | Notes: Braille located too close to text. Federal Guideline: 216, 703 | | |
| 34-1 | <i>Provide Accessible Service Counter or Alternate Accommodation</i> | Low | \$600 |
| | Notes: Counter height at service desk exceeds allowable height and provides no knee space (28" - 34" with knee space for work surface; 38" max verbal interaction) Noted staff provide clipboard when needed as work surface. Federal Guideline: 226.1, 902.2 | | |

| Item # | Description | Priority | Estimated Cost |
|--------|--|----------|----------------|
| 8b-6 | <i>Provide Kick Plate</i> | Low | N/A |
| | Notes: Door beveled within req'd 10" min. smooth. (Consider historical implications prior to modification.) Federal Guideline: 404.2.10 | | |
| | <i>Replace Door Hardware</i> | High | \$300 |
| | Notes: Hardware requires twisting and grasping. Federal Guideline: 309.4, 402.2.7 | | |
| | <i>Clerk's Office</i> | | |
| 18-4 | <i>Replace Wall Signage</i> | Low | \$100 |
| | Notes: Braille located too close to text. Federal Guideline: 216, 703 | | |
| 34-2 | <i>Provide Accessible Service Counter or Alternate Accommodation</i> | Low | \$600 |
| | Notes: Counter height at service desk exceeds allowable height and provides no knee space (28" - 34" with knee space for work surface; 38" max verbal interaction) Noted staff provide clipboard when needed as work surface. Federal Guideline: 226.1, 902.2 | | |
| 8b-7 | <i>Provide Kick Plate</i> | Low | N/A |
| | Notes: Door beveled within req'd 10" min. smooth. (Consider historical implications prior to modification.) Federal Guideline: 404.2.10 | | |
| | <i>Replace Door Hardware</i> | High | \$300 |
| | Notes: Hardware requires twisting and grasping. Federal Guideline: 309.4, 402.2.7 | | |
| | <i>Public Records Viewing Room</i> | | |
| 18-5 | <i>Replace Wall Signage</i> | Low | \$100 |
| | Notes: Braille located too close to text. Federal Guideline: 216, 703 | | |
| | <i>Provide Occupancy Sensor or Reposition Switch and Provide Alternate Outlet Access</i> | Low | \$220 |
| | Notes: Light Switches located at 50" ht (48" max). Outlet located at 12". Provide power strip mounted within reach range. Federal Guideline: 205.1, 308.2-3 | | |
| 8b-8 | <i>Provide Kick Plate</i> | Low | N/A |
| | Notes: Door beveled within req'd 10" min. smooth. (Consider historical implications prior to modification.) Federal Guideline: 404.2.10 | | |
| | <i>Replace Door Hardware</i> | High | \$300 |
| | Notes: Hardware requires twisting and grasping. Federal Guideline: 309.4, 402.2.7 | | |
| | <i>Law Library</i> | | |
| 18-6 | <i>Replace Wall Signage</i> | Low | \$100 |
| | Notes: Braille located too close to text. Federal Guideline: 216, 703 | | |

| Item # | Description | Priority | Estimated Cost |
|--------|--|----------|----------------|
| 8b-9 | <i>Provide Kick Plate</i> | Low | N/A |
| | Notes: Door beveled within req'd 10" min. smooth. (Consider historical implications prior to modification.) Federal Guideline: 404.2.10 | | |
| | <i>Replace Door Hardware</i> | High | \$300 |
| | Notes: Hardware requires twisting and grasping. Federal Guideline: 309.4, 402.2.7 | | |
| | <i>Women's Restroom</i> | | |
| 15-3 | <i>Replace Wall Signage</i> | Low | \$100 |
| | Notes: Braille located too close to text. Federal Guideline: 216, 703 | | |
| | <i>Provide Occupancy Sensor</i> | Low | \$220 |
| | Notes: Electrical switch is at 49" ht (48" max). Federal Guideline: 205.1, 308.2-3 | | |
| | <i>Insulate water lines</i> | Medium | \$100 |
| | Notes: Supply lines, valves, and exposed drain pipes are not insulated to protect against contact. Federal Guideline: 606.5 | | |
| | <i>Reposition Mirror</i> | Low | \$50 |
| | Notes: Bottom edge of reflecting surface is at 41" ht. (40" max.) Federal Guideline: 603.3 | | |
| | <i>Reposition Dispensers</i> | Medium | \$50 |
| | Notes: 55" to operable parts (15"-48" max). Federal Guideline: 308, 604.7 | | |
| | <i>Provide Handles on Stall Door</i> | Low | \$150 |
| | Notes: No handles provided on inside of stall Federal Guideline: 213.3, 604.8.2, 404.2.7, 309.4 | | |
| | <i>Reconfigure Stall Partition</i> | High | \$1,270 |
| | Notes: Stall door clear width is 30" (32" min). Stall width is 41" (60" min. req'd). Federal Guideline: 604.2-604.4, 604.8 | | |
| | <i>Replace Flush Controls</i> | Low | \$400 |
| | Notes: Flush control located on narrow side of toilet (wide req'd). Replaces with auto flush sensor. Federal Guideline: 604.6 | | |
| | <i>Reposition Toilet</i> | Low | \$765 |
| | Notes: Located 19" from side wall (16"-18" max.) Federal Guideline: 309.4, 402.2.7 | | |
| | <i>Provide and/or Reposition Grab Bars</i> | Medium | \$1,000 |
| | Notes: Rear grab bar is not provided. Side grab bar is extends 46" from rear wall (54" req'd). Federal Guideline: 604.5, 609.3-4 | | |
| | <i>Reposition Coat Hook</i> | Medium | \$50 |
| | Notes: Located at 67" ht. (15"-48" req'd) | | |

| Item # | Description | Priority | Estimated Cost |
|--------|--|----------|----------------|
| | Federal Guideline: 308, 603.4 | | |
| 8b-10 | <i>Replace Door Hardware</i> | High | \$300 |
| | Notes: Hardware requires twisting and grasping. Federal Guideline: 309.4, 402.2.7 | | |
| | <i>Adjust Door Closer¹</i> | Medium | \$450 |
| | Notes: Operating effort is 10 lb (5 lb max for interior doors). Federal Guideline: 404.2.9 | | |
| | Men's Restroom | | |
| 15-4 | <i>Replace Wall Signage</i> | Low | \$100 |
| | Notes: Braille located too close to text. Federal Guideline: 216, 703 | | |
| | <i>Provide Occupancy Sensor</i> | Low | \$220 |
| | Notes: Electrical switch is at 50" ht (48" max). Federal Guideline: 205.1, 308.2-3 | | |
| | <i>Insulate water lines</i> | Medium | \$100 |
| | Notes: Supply lines, valves, and exposed drain pipes are not insulated to protect against contact. Federal Guideline: 606.5 | | |
| | <i>Replace Faucet Controls</i> | Medium | \$350 |
| | Notes: Controls requires twisting and grasping. Federal Guideline: 309, 606.4 | | |
| | <i>Reposition Mirror</i> | Low | \$50 |
| | Notes: Bottom edge of reflecting surface is at 41" ht. (40" max.) Federal Guideline: 603.3 | | |
| | <i>Reposition Dispensers</i> | Low | \$50 |
| | Notes: 54" to operable parts (15"-48" max). Federal Guideline: 308, 604.7 | | |
| | <i>Replace Urinal</i> | Low | \$920 |
| | Notes: Top of lip is 19" high and projects 11" from wall. (17" max. ht; 13 1/2" min. projection) Federal Guideline: 308, 309, 605.2-4 | | |
| | <i>Provide Handles on Stall Door</i> | Low | \$150 |
| | Notes: No handles provided on inside of stall Federal Guideline: 213.3, 604.8.2, 404.2.7, 309.4 | | |
| | <i>Reconfigure Stall Partition</i> | Low | \$1,270 |
| | Notes: Stall door clear width is 31" (32" min). Stall width is 41" (60" min. req'd). Federal Guideline: 604.2-604.4, 604.8 | | |
| | <i>Reposition Toilet</i> | Low | \$765 |
| | Notes: Located 20" from side wall (16"-18" max.) Federal Guideline: 309.4, 402.2.7 | | |
| | <i>Provide and/or Reposition Grab Bars</i> | Medium | \$1,000 |
| | Notes: Rear grab bar is not provided. Side grab bar is extends 45" from rear wall (54" req'd). | | |

| Item # | Description | Priority | Estimated Cost |
|---------------------|---|----------|----------------|
| | Federal Guideline: 604.5, 609.3-4 | | |
| | <i>Reposition Coat Hook</i> | Medium | \$50 |
| | Notes: Located at 68" ht. (15"-48" req'd) Federal Guideline: 308, 603.4 | | |
| 8b-11 | <i>Replace Door Hardware</i> | Low | \$300 |
| | Notes: Hardware requires twisting and grasping. Federal Guideline: 309.4, 402.2.7 | | |
| | <i>Adjust Door Closer¹</i> | High | \$450 |
| | Notes: Operating effort is 10 lb (5 lb max for interior doors). Federal Guideline: 404.2.9 | | |
| Second Floor | | | |
| Item # | Description | Priority | Estimated Cost |
| | Common Space | | |
| 7-2 | <i>Provide Paper Cup Dispenser and Provide Cane Detectable Element To Eliminate Protrusion</i> | Medium | \$200 |
| | Notes: "Hi-lo" fountain is not provided. Fountain provided does not meet dimensional requirements for wheelchair users. Fountain is located in alcove 12" deep x 32" wide (24"x36" req'd) and protrudes into corridor. Federal Guideline: 211 | | |
| | Superior Court #4 - Office | | |
| 18-7 | <i>Provide Wall Signage</i> | Low | \$100 |
| | Notes: None Provided. Braille and raised text required. Federal Guideline: 407.4.3, 703.3-4 | | |
| 34-3 | <i>Provide Accessible Service Counter or Alternate Accommodation</i> | Low | \$600 |
| | Notes: Counter height at service counter exceeds allowable height and provides no knee space (28" - 34" with knee space for work surface; 38" max verbal interaction) Noted staff provide clipboard when needed as work surface. Federal Guideline: 226.1, 902.2 | | |
| 8b-13 | <i>Replace Door</i> | Low | \$1,500 |
| | Notes: Door clear width 29" (32" min. req'd) Federal Guideline: 404.2.10 | | |
| | <i>Replace Door Hardware</i> | Low | \$300 |
| | Notes: Hardware requires twisting and grasping. Federal Guideline: 309.4, 402.2.7 | | |
| | <i>Adjust Door Closer¹</i> | High | \$450 |
| | Notes: Closing speed is less than 5 sec. min. Operating effort is 15 lb (5 lb max for interior doors). Federal Guideline: 404.2.8-9 | | |
| | <i>Provide Maneuvering Space</i> | Medium | \$450 |
| | Notes: Swing side maneuvering space is blocked at 8" parallel to door. (18" req'd) Federal Guideline: 404.2.4 | | |

| Item # | Description | Priority | Estimated Cost |
|--------|---|----------|----------------|
| | Superior Court #4 | | |
| 20-1 | <i>Provide Wheelchair Seating in Assembly Area</i> | High | \$350 |
| | Notes: None provided. 21 total seats provided in gallery requiring a minimum of 1 wheelchair spaces with adjacent companion seat. Remove portions of fixed seating as required to comply with required clear space and approach requirements. Federal Guideline: 222.1, 221.3, 802.1-802.3 | | |
| | <i>Provide Accessible Aisle Seating in Assembly Area</i> | Low | \$50 |
| | Notes: None provided. 4 total aisle seats provided in gallery requiring minimum of 1 aisle seat to be designated accessible. Federal Guideline: 221.4, 802.4 | | |
| | <i>Provide Assistive Listening Devices and Signage</i> | Low | \$270 |
| | Notes: Audio amplification system provided. Per table 219.3, 2 receivers are required. Both must be hearing-aid compatible. No signage is provided indicating availability of system. No devices provided. Federal Guideline: 219.2-219.3, 216.10, 703.7.2.4, 706.1 | | |
| | <i>Provide Accessible Lectern or Alternate Accommodation</i> | Low | \$300 |
| | Notes: Lectern exceeds allowable height and provides no knee space. Federal Guideline: 226.1 | | |
| | <i>Provide Accessible Litigant Tables</i> | Low | \$300 |
| | Notes: Existing tables have 24" clear beneath surface (27" min. clear knee space req'd) Federal Guideline: 226.1 | | |
| | <i>Provide Accessible Witness Stand</i> | N/A | N/A |
| | Notes: Witness stand is raised 1 step above adjacent floor. Space available adjacent to stand for alternate accommodation. Federal Guideline: 802.1 | | |
| | <i>Provide Wheelchair Space at Jury Seating</i> | Medium | \$250 |
| | Notes: Jury box is fixed seting. Space is not available adjacent to stand for alternate accommodation without blocking access routes. Modify seating in jury area. Federal Guideline: 802.1 | | |
| 8b-14 | <i>Adjust Door Closer¹</i> | Medium | \$450 |
| | Notes: Operating effort is 11 lb (5 lb max for interior doors). Federal Guideline: 404.2.9 | | |
| | <i>Replace Door Hardware</i> | High | \$300 |
| | Notes: Hardware requires twisting and grasping. Federal Guideline: 309.4, 402.2.7 | | |

| Item # | Description | Priority | Estimated Cost |
|--------|---|----------|----------------|
| | <i>Provide Kick Plate</i> | Low | N/A |
| | Notes: Door beveled within req'd 10" min. smooth. (Consider historical implications prior to modification.) Federal Guideline: 404.2.10 | | |
| | Superior Court - Jury Room | | |
| 18-8 | <i>Replace Wall Signage</i> | Low | \$100 |
| | Notes: Braille located too close to text. Federal Guideline: 216, 703 | | |
| 8b-15 | <i>Adjust Door Closer¹</i> | Medium | \$450 |
| | Notes: Operating effort is 10 lb (5 lb max for interior doors). Federal Guideline: 404.2.9 | | |
| | <i>Replace Door Hardware</i> | High | \$300 |
| | Notes: Hardware requires twisting and grasping. Federal Guideline: 309.4, 402.2.7 | | |
| | <i>Provide Kick Plate</i> | Low | N/A |
| | Notes: Door beveled within req'd 10" min. smooth. (Consider historical implications prior to modification.) Federal Guideline: 404.2.10 | | |
| | Superior Court - Jury Women's Restroom | | |
| 16-1 | <i>Replace Wall Signage</i> | Low | \$100 |
| | Notes: Braille located too close to text. Federal Guideline: 216, 703 | | |
| | <i>Insulate water lines</i> | Medium | \$100 |
| | Notes: Supply lines, valves, and exposed drain pipes are not insulated to protect against contact. Federal Guideline: 606.5 | | |
| | <i>Replace Faucet Controls</i> | Medium | \$350 |
| | Notes: Controls requires twisting and grasping. Federal Guideline: 309, 606.4 | | |
| | <i>Reposition Mirror</i> | Low | \$50 |
| | Notes: Bottom edge of reflecting surface is at 41" ht. (40" max.) Federal Guideline: 603.3 | | |
| | <i>Reposition Dispensers</i> | Medium | \$50 |
| | Notes: 64" to operable parts (15"-48" max). Federal Guideline: 308, 604.7 | | |
| | <i>Provide Occupancy Sensor</i> | Low | \$220 |
| | Notes: Electrical switch is at 50" ht (48" max). Federal Guideline: 205.1, 308.2-3 | | |
| | <i>Evaluate Clear Space in Restroom</i> | Medium | TBD |
| | Notes: 30x48" req'd for forward approach at sink and 60" dia turning area are not provided. Clear width at toilet is 42" (60" min. req'd). Available space will not accommodate correct fixture layout and clearances. Federal Guideline: 604.2-604.4, 604.8 | | |

| Item # | Description | Priority | Estimated Cost |
|--------|---|----------|----------------|
| | <i>Reposition Toilet</i> | Low | \$765 |
| | Notes: Located 22" from side wall (16"-18" max.) Federal Guideline: 309.4, 402.2.7 | | |
| | <i>Provide Grab Bars</i> | High | \$1,000 |
| | Notes: None provided. (Side and rear req'd) Federal Guideline: 604.5, 609.3-4 | | |
| 8b-16 | <i>Replace Door</i> | High | \$1,500 |
| | Notes: Door clear width 22" (32" min. req'd) Federal Guideline: 404.2.10 | | |
| | <i>Replace Door Hardware</i> | High | \$300 |
| | Notes: Hardware requires twisting and grasping. Federal Guideline: 309.4, 402.2.7 | | |
| | Superior Court - Jury Men's Restroom | | |
| 16-2 | <i>Replace Wall Signage</i> | Low | \$100 |
| | Notes: Braille located too close to text. Federal Guideline: 216, 703 | | |
| | <i>Insulate water lines</i> | Medium | \$100 |
| | Notes: Supply lines, valves, and exposed drain pipes are not insulated to protect against contact. Federal Guideline: 606.5 | | |
| | <i>Replace Faucet Controls</i> | Low | \$350 |
| | Notes: Controls requires twisting and grasping. Federal Guideline: 309, 606.4 | | |
| | <i>Reposition Mirror</i> | Low | \$50 |
| | Notes: Bottom edge of reflecting surface is at 41" ht. (40" max.) Federal Guideline: 603.3 | | |
| | <i>Reposition Dispensers</i> | Medium | \$50 |
| | Notes: 64" to operable parts (15"-48" max.) Federal Guideline: 308, 604.7 | | |
| | <i>Provide Occupancy Sensor</i> | Low | \$220 |
| | Notes: Electrical switch is at 50" ht (48" max.) Federal Guideline: 205.1, 308.2-3 | | |
| | <i>Evaluate Clear Space in Restroom</i> | Medium | TBD |
| | Notes: 30x48" req'd for forward approach at sink and 60" dia turning area are not provided. Clear width at toilet is 42" (60" min. req'd). Available space will not accommodate correct fixture layout and clearances. Federal Guideline: 604.2-604.4, 604.8 | | |
| | <i>Reposition Toilet & Replace Toilet Seat</i> | Low | \$765 |
| | Notes: Located 22 1/2" from side wall (16"-18" max.) Toilet seat is 16" high (17"-19" req'd). Federal Guideline: 309.4, 402.2.7, 604.4 | | |
| | <i>Provide Grab Bars</i> | High | \$1,000 |
| | Notes: None provided. (Side and rear req'd) Federal Guideline: 604.5, 609.3-4 | | |

| Item # | Description | Priority | Estimated Cost |
|--------|---|----------|----------------|
| 8b-17 | <i>Replace Door</i> | High | \$1,500 |
| | Notes: Door clear width 21 1/2" (32" min. req'd) Federal Guideline: 404.2.10 | | |
| | <i>Replace Door Hardware</i> | High | \$300 |
| | Notes: Hardware requires twisting and grasping. Federal Guideline: 309.4, 402.2.7 | | |
| | Circuit Court - Office | | |
| 18-9 | <i>Replace Wall Signage</i> | Low | \$100 |
| | Notes: Braille located too close to text. Federal Guideline: 216, 703 | | |
| 34-4 | <i>Provide Accessible Service Counter or Alternate Accommodation</i> | Low | \$600 |
| | Notes: Counter height at service counter exceeds allowable height and provides no knee space (28" - 34" with knee space for work surface; 38" max verbal interaction) Noted staff provide clipboard when needed as work surface. Federal Guideline: 226.1, 902.2 | | |
| 8b-18 | <i>Replace Door Hardware</i> | High | \$300 |
| | Notes: Hardware requires twisting and grasping. Federal Guideline: 309.4, 402.2.7 | | |
| | <i>Provide Kick Plate</i> | Low | N/A |
| | Notes: Door beveled within req'd 10" min. smooth. (Consider historical implications prior to modification.) Federal Guideline: 404.2.10 | | |
| | Circuit Court | | |
| | <i>Replace Wall Signage</i> | Low | \$100 |
| | Notes: Braille located too close to text. Federal Guideline: 216, 703 | | |
| 20-2 | <i>Provide Wheelchair Seating in Assembly Area</i> | High | \$350 |
| | Notes: None provided. 42 total seats provided in gallery requiring a minimum of 2 wheelchair spaces with adjacent companion seat. Remove portions of fixed seating as required to comply with required clear space and approach requirements. Federal Guideline: 222.1, 221.3, 802.1-802.3 | | |
| | <i>Provide Accessible Aisle Seating in Assembly Area</i> | Low | \$50 |
| | Notes: None provided. 5 total aisle seats provided in gallery requiring minimum of 1 aisle seat to be designated accessible. Identify accessible aisle seat with contrasting sign or marker. Federal Guideline: 221.4, 802.4 | | |

| Item # | Description | Priority | Estimated Cost |
|------------|--|----------|----------------|
| | <i>Provide Assistive Listening Devices and Signage</i> | Low | \$270 |
| | Notes: Audio amplification system provided. Per table 219.3, 2 receivers are required. Both must be hearing-aid compatible. No signage is provided indicating availability of system. No devices provided. Federal Guideline: 219.2-219.3, 216.10, 703.7.2.4, 706.1 | | |
| | <i>Provide Accessible Witness Stand</i> | N/A | N/A |
| | Notes: Witness stand is raised, 2-tier area with narrow access. Space available adjacent to stand for alternate accommodation. Federal Guideline: 802.1 | | |
| | <i>Provide Wheelchair Space at Jury Seating</i> | N/A | N/A |
| | Notes: Jury box is fixed seating with raised back row. Space available adjacent to stand for alternate accommodation. Federal Guideline: 802.1 | | |
| 8b-19 | <i>Replace Door Hardware</i> | High | \$300 |
| South Door | Notes: Hardware requires twisting and grasping. Federal Guideline: 309.4, 402.2.7 | | |
| | <i>Provide Kick Plate</i> | Low | \$110 |
| | Notes: 4" smooth (10" min. smooth req'd) Federal Guideline: 404.2.10 | | |
| | <i>Adjust Door Closer¹</i> | High | \$450 |
| | Notes: Operating effort is 12 lb (5 lb max for interior doors). Federal Guideline: 404.2.9 | | |
| 8b-20 | <i>Replace Door Hardware</i> | High | \$300 |
| North Door | Notes: Hardware requires twisting and grasping. Federal Guideline: 309.4, 402.2.7 | | |
| | <i>Provide Kick Plate</i> | Low | N/A |
| | Notes: Door beveled within req'd 10" min. smooth. (Consider historical implications prior to modification.) Federal Guideline: 404.2.10 | | |
| | <i>Adjust Door Closer¹</i> | High | \$450 |
| | Notes: Operating effort is 12 lb (5 lb max for interior doors). Federal Guideline: 404.2.9 | | |
| | Circuit Court - Jury Room | | |
| 18-10 | <i>Replace Wall Signage</i> | Low | \$100 |
| | Notes: Braille located too close to text. Federal Guideline: 216, 703 | | |
| | <i>Provide Occupancy Sensor or Reposition Switch</i> | Low | \$220 |
| | Notes: Electrical switch is at 49" ht (48" max). Federal Guideline: 205.1, 308.2-3 | | |
| 8b-21 | <i>Replace Door Hardware</i> | High | \$300 |
| | Notes: Hardware requires twisting and grasping. Federal Guideline: 309.4, 402.2.7 | | |

| Item # | Description | Priority | Estimated Cost |
|--------|---|----------|----------------|
| | <i>Provide Kick Plate</i> | Low | N/A |
| | Notes: Door beveled within req'd 10" min. smooth. (Consider historical implications prior to modification.) Federal Guideline: 404.2.10 | | |
| | Circuit Court - Jury Women's Restroom | | |
| 16-3 | <i>Replace Wall Signage</i> | Low | \$100 |
| | Notes: Braille located too close to text. Federal Guideline: 216, 703 | | |
| | <i>Replace Lavatory and Faucet Controls</i> | High | \$1,400 |
| | Notes: Cabinet unit provides no knee space. Controls requires twisting and grasping. Insulate water lines when replaced. Federal Guideline: 309, 606.4 | | |
| | <i>Reposition Mirror</i> | Low | \$50 |
| | Notes: Bottom edge of reflecting surface is at 41" ht. (40" max.) Federal Guideline: 603.3 | | |
| | <i>Reposition Dispensers</i> | Medium | \$50 |
| | Notes: 70" to operable parts (15"-48" max). Federal Guideline: 308, 604.7 | | |
| | <i>Provide Occupancy Sensor</i> | Low | \$220 |
| | Notes: Electrical switch is at 50" ht (48" max). Federal Guideline: 205.1, 308.2-3 | | |
| | <i>Evaluate Clear Space in Restroom</i> | Medium | TBD |
| | Notes: 30x48" req'd for forward approach at sink and 60" dia turning area are not provided. Clear width at toilet is 44" (60" min. req'd). Available space will not accommodate correct fixture layout and clearances. Federal Guideline: 604.2-604.4, 604.8 | | |
| | <i>Reposition Toilet & Replace Toilet Seat</i> | Low | \$765 |
| | Notes: Located 20 1/2" from side wall (16"-18" max.) Toilet seat is 16" high (17"-19" req'd). Federal Guideline: 309.4, 402.2.7, 604.4 | | |
| | <i>Provide Grab Bars</i> | High | \$1,000 |
| | Notes: None provided. (Side and rear req'd) Federal Guideline: 604.5, 609.3-4 | | |
| 8b-22 | <i>Replace Door</i> | High | \$1,500 |
| | Notes: Door clear width 27" (32" min. req'd) Federal Guideline: 404.2.10 | | |
| | <i>Replace Door Hardware</i> | High | \$300 |
| | Notes: Hardware requires twisting and grasping. Federal Guideline: 309.4, 402.2.7 | | |
| | Circuit Court - Jury Men's Restroom | | |
| 16-4 | <i>Replace Wall Signage</i> | Low | \$100 |
| | Notes: Braille located too close to text. Federal Guideline: 216, 703 | | |

| Item # | Description | Priority | Estimated Cost |
|--------|---|----------|----------------|
| | <i>Replace Lavatory and Faucet Controls</i> | Low | \$1,400 |
| | Notes: Cabinet unit provides no knee space. Controls requires twisting and grasping. Insulate water lines when replaced. Federal Guideline: 309, 606.4 | | |
| | <i>Reposition Dispensers</i> | Medium | \$50 |
| | Notes: 67" to operable parts (15"-48" max). Federal Guideline: 308, 604.7 | | |
| | <i>Provide Occupancy Sensor</i> | Low | \$220 |
| | Notes: Electrical switch is at 50" ht (48" max). Federal Guideline: 205.1, 308.2-3 | | |
| | <i>Evaluate Clear Space in Restroom</i> | Medium | TBD |
| | Notes: 30x48" req'd for forward approach at sink and 60" dia turning area are not provided. Clear width at toilet is 44" (60" min. req'd). Available space will not accommodate correct fixture layout and clearances. Federal Guideline: 604.2-604.4, 604.8 | | |
| | <i>Reposition Toilet & Replace Toilet Seat</i> | Low | \$765 |
| | Notes: Located 21" from side wall (16"-18" max.) Toilet seat is 16" high (17"-19" req'd). Federal Guideline: 309.4, 402.2.7, 604.4 | | |
| | <i>Provide Grab Bars</i> | High | \$1,000 |
| | Notes: None provided. (Side and rear req'd) Federal Guideline: 604.5, 609.3-4 | | |
| 8b-23 | <i>Replace Door</i> | High | \$1,500 |
| | Notes: Door clear width 27" (32" min. req'd) Federal Guideline: 404.2.10 | | |
| | <i>Replace Door Hardware</i> | High | \$300 |
| | Notes: Hardware requires twisting and grasping. Federal Guideline: 309.4, 402.2.7 | | |
| | Women's Restroom | | |
| 15-5 | <i>Replace Wall Signage</i> | Low | \$100 |
| | Notes: Braille located too close to text. Federal Guideline: 216, 703 | | |
| | <i>Insulate water lines</i> | Medium | \$100 |
| | Notes: Supply lines, valves, and exposed drain pipes are not insulated to protect against contact. Federal Guideline: 606.5 | | |
| | <i>Replace Faucet Controls</i> | Medium | \$350 |
| | Notes: Controls requires twisting and grasping. Federal Guideline: 309, 606.4 | | |
| | <i>Reposition Mirror</i> | Low | \$50 |
| | Notes: Bottom edge of reflecting surface is at 41" ht. (40" max.) Federal Guideline: 603.3 | | |

| Item # | Description | Priority | Estimated Cost |
|--------|---|----------|----------------|
| | <i>Reposition Dispensers</i> | Medium | \$50 |
| | Notes: 56" to operable parts (15"-48" max). Federal Guideline: 308, 604.7 | | |
| | <i>Provide Occupancy Sensor</i> | Low | \$220 |
| | Notes: Electrical switch is at 49 1/2" ht (48" max). Federal Guideline: 205.1, 308.2-3 | | |
| | <i>Provide Handles on Stall Door</i> | Low | \$150 |
| | Notes: No handles provided on inside of stall Federal Guideline: 213.3, 604.8.2, 404.2.7, 309.4 | | |
| | <i>Reconfigure Stall Partition</i> | High | \$1,270 |
| | Notes: Stall door clear width is 30 1/2" (32" min). Stall width is 36" (60" min. req'd). Federal Guideline: 604.2-604.4, 604.8 | | |
| | <i>Reposition Toilet</i> | Low | \$765 |
| | Notes: Located 20 1/2" from side wall (16"-18" max.) Federal Guideline: 309.4, 402.2.7 | | |
| | <i>Provide and/or Reposition Grab Bars</i> | Medium | \$1,000 |
| | Notes: Rear grab bar is not provided. Side grab bar is extends 45" from rear wall (54" req'd). Federal Guideline: 604.5, 609.3-4 | | |
| | <i>Reposition Coat Hook</i> | Medium | \$50 |
| | Notes: Located at 66" ht. (15"-48" req'd) Federal Guideline: 308, 603.4 | | |
| 8b-24 | <i>Replace Door</i> | Medium | \$1,500 |
| | Notes: Door clear width 29" (32" min. req'd) Federal Guideline: 404.2.10 | | |
| | <i>Replace Door Hardware</i> | High | \$300 |
| | Notes: Hardware requires twisting and grasping. Federal Guideline: 309.4, 402.2.7 | | |
| | <i>Adjust Door Closer¹</i> | Medium | \$450 |
| | Notes: Operating effort is 10 lb (5 lb max for interior doors). Federal Guideline: 404.2.9 | | |
| | <i>Provide Maneuvering Space on Swing Side</i> | Low | TBD |
| | Notes: Wall is located immediately adjacent parallel to doorway (18" min. req'd) Federal Guideline: 404.2.4.1 | | |
| | <i>Men's Restroom</i> | | |
| | <i>Replace Wall Signage</i> | Low | \$100 |
| | Notes: Braille located too close to text. Federal Guideline: 216, 703 | | |
| | <i>Insulate water lines</i> | Medium | \$100 |
| | Notes: Supply lines, valves, and exposed drain pipes are not insulated to protect against contact. Federal Guideline: 606.5 | | |

| Item # | Description | Priority | Estimated Cost |
|--------|--|----------|----------------|
| | <i>Replace Faucet Controls</i> | Medium | \$350 |
| | Notes: Controls requires twisting and grasping. Federal Guideline: 309, 606.4 | | |
| | <i>Reposition Mirror</i> | Low | \$50 |
| | Notes: Bottom edge of reflecting surface is at 41" ht. (40" max.) Federal Guideline: 603.3 | | |
| | <i>Reposition Dispensers</i> | Medium | \$50 |
| | Notes: 55" to operable parts (15"-48" max). Federal Guideline: 308, 604.7 | | |
| | <i>Provide Occupancy Sensor</i> | Low | \$220 |
| | Notes: Electrical switch is at 50" ht (48" max). Federal Guideline: 205.1, 308.2-3 | | |
| | <i>Replace Urinal</i> | Low | \$920 |
| | Notes: Top of lip is 18" high and projects 12" from wall. (17" max. ht; 13 1/2" min. projection) Federal Guideline: 308, 309, 605.2-4 | | |
| | <i>Provide Handles on Stall Door</i> | Low | \$150 |
| | Notes: No handles provided on inside of stall Federal Guideline: 213.3, 604.8.2, 404.2.7, 309.4 | | |
| | <i>Reconfigure Stall Partition</i> | High | \$1,270 |
| | Notes: Stall door clear width is 30 1/2" (32" min). Stall width is 36" (60" min. req'd). Federal Guideline: 604.2-604.4, 604.8 | | |
| | <i>Reposition Toilet</i> | Low | \$765 |
| | Notes: Located 20" from side wall (16"-18" max.) Federal Guideline: 309.4, 402.2.7 | | |
| | <i>Provide and/or Reposition Grab Bars</i> | Medium | \$1,000 |
| | Notes: Rear grab bar is not provided. Side grab bar is extends 45" from rear wall (54" req'd). Federal Guideline: 604.5, 609.3-4 | | |
| | <i>Reposition Coat Hook</i> | Medium | \$50 |
| | Notes: Located at 65" ht. (15"-48" req'd) Federal Guideline: 308, 603.4 | | |
| 8b-25 | <i>Replace Door</i> | Medium | \$1,500 |
| | Notes: Door clear width 29" (32" min. req'd) Federal Guideline: 404.2.10 | | |
| | <i>Replace Door Hardware</i> | High | \$300 |
| | Notes: Hardware requires twisting and grasping. Federal Guideline: 309.4, 402.2.7 | | |
| | <i>Adjust Door Closer¹</i> | High | \$450 |
| | Notes: Operating effort is 12 lb (5 lb max for interior doors). Federal Guideline: 404.2.9 | | |

| Item # | Description | Priority | Estimated Cost |
|--------------------|--|----------|----------------|
| | <i>Provide Maneuvering Space on Swing Side</i> | Low | TBD |
| | Notes: Wall is located immediately adjacent parallel to doorway (18" min. req'd) Federal Guideline: 404.2.4.1 | | |
| Third Floor | | | |
| Item # | Description | Priority | Estimated Cost |
| | <i>Common Space</i> | | |
| 7-3 | <i>Provide Paper Cup Dispenser and Provide Cane Detectable Element To Eliminate Protrusion</i> | Medium | \$200 |
| | Notes: "Hi-lo" fountain is not provided. Fountain provided does not meet dimensional requirements for wheelchair users. Fountain protrudes into corridor. Federal Guideline: 211 | | |
| | <i>Superior Court #1 - Office</i> | | |
| 18-11 | <i>Replace Wall Signage</i> | Low | \$100 |
| | Notes: Braille located too close to text. Federal Guideline: 216, 703 | | |
| 34-5 | <i>Provide Accessible Service Counter or Alternate Accommodation</i> | Low | \$600 |
| | Notes: Counter height at service counter exceeds allowable height and provides no knee space (28" - 34" with knee space for work surface; 38" max verbal interaction) Noted staff provide clipboard when needed as work surface. Federal Guideline: 226.1, 902.2 | | |
| 8b-27 | <i>Adjust Door Closer¹</i> | High | \$450 |
| | Notes: Operating effort is 12 lb (5 lb max for interior doors). Federal Guideline: 404.2.9 | | |
| | <i>Superior Court #1</i> | | |
| | <i>Replace Wall Signage (Both Entries)</i> | Low | \$200 |
| | Notes: Braille located too close to text. Federal Guideline: 216, 703 | | |
| | <i>Provide Assistive Listening Devices and Signage</i> | Low | \$270 |
| | Notes: Audio amplification system provided. Per table 219.3, 2 receivers are required. Both must be hearing-aid compatible. No signage is provided indicating availability of system. No devices provided. Federal Guideline: 219.2-219.3, 216.10, 703.7.2.4, 706.1 | | |
| 8b-28 | <i>Adjust Door Closer¹</i> | High | \$450 |
| | Notes: Operating effort is 15 lb (5 lb max for interior doors). Federal Guideline: 404.2.9 | | |
| | <i>Replace Door Hardware</i> | High | \$300 |
| | Notes: Hardware requires twisting and grasping. Federal Guideline: 309.4, 402.2.7 | | |

| Item # | Description | Priority | Estimated Cost |
|--------|---|----------|----------------|
| 8b-29 | <i>Adjust Door Closer</i> ¹ | High | \$450 |
| | Notes: Operating effort is 13 lb (5 lb max for interior doors). Federal Guideline: 404.2.9 | | |
| | <i>Replace Door Hardware</i> | High | \$300 |
| | Notes: Hardware requires twisting and grasping. Federal Guideline: 309.4, 402.2.7 | | |
| | Magistrate's Office | | |
| 18-12 | <i>Replace Wall Signage</i> | Low | \$100 |
| | Notes: Braille located too close to text. Federal Guideline: 216, 703 | | |
| | <i>Staff noted door is kept open during business hours.</i> | | |
| 20-4 | <i>Provide Accessible Aisle Seating in Assembly Area</i> | Low | \$50 |
| | Notes: Identify accessible aisle seat with contrasting sign or marker. Federal Guideline: 221.4, 802.4 | | |
| 34-6 | <i>Provide Accessible Service Counter or Alternate Accommodation</i> | Low | \$600 |
| | Notes: Counter height at service counter exceeds allowable height and provides no knee space (28" - 34" with knee space for work surface; 38" max verbal interaction) Noted staff provide clipboard when needed as work surface. Federal Guideline: 226.1, 902.2 | | |
| 8b-30 | <i>Replace Door</i> | Medium | \$1,500 |
| | Notes: Door clear width 29" (32" min. req'd) Federal Guideline: 404.2.10 | | |
| | <i>Adjust Door Closer</i> ¹ | Low | \$450 |
| | Notes: Operating effort is 12 lb (5 lb max for interior doors). Federal Guideline: 404.2.9 | | |
| | <i>Replace Door Hardware</i> | Low | \$300 |
| | Notes: Hardware requires twisting and grasping. Federal Guideline: 309.4, 402.2.7 | | |
| | <i>Provide Maneuvering Space</i> | Low | \$450 |
| | Notes: Swing side maneuvering space is blocked at 8" parallel to door. (18" req'd) Federal Guideline: 404.2.4 | | |
| | Magistrate Court | | |
| | <i>Replace Wall Signage</i> | Low | \$100 |
| | Notes: Braille located too close to text. Federal Guideline: 216, 703 | | |
| 8b-31 | <i>Adjust Door Closer</i> ¹ | High | \$450 |
| | Notes: Operating effort is 12 lb (5 lb max for interior doors). Federal Guideline: 404.2.9 | | |
| | Jury Room | | |
| 18-13 | <i>Replace Wall Signage</i> | Low | \$100 |
| | Notes: Braille located too close to text. | | |

| Item # | Description | Priority | Estimated Cost |
|--------|--|----------|----------------|
| | Federal Guideline: 216, 703 | | |
| | <i>Provide Occupancy Sensor or Reposition Switch</i> | Low | \$220 |
| | Notes: Electrical switch is at 49 1/2" ht (48" max). Federal Guideline: 205.1, 308.2-3 | | |
| | <i>Provide Accessible Aisle Seating in Assembly Area</i> | Low | \$50 |
| | Notes: None provided. 6 total aisle seats provided in gallery requiring minimum of 1 aisle seat to be designated accessible. Identify accessible aisle seat with contrasting sign or marker. Federal Guideline: 221.4, 802.4 | | |
| | <i>Provide Assistive Listening Devices and Signage</i> | Low | \$270 |
| | Notes: Audio amplification system provided. Per table 219.3, 2 receivers are required. Both must be hearing-aid compatible. No signage is provided indicating availability of system. No devices provided. Federal Guideline: 219.2-219.3, 216.10, 703.7.2.4, 706.1 | | |
| | <i>Provide Accessible Witness Stand</i> | N/A | N/A |
| | Notes: Witness stand is raised.. Space available adjacent to stand for alternate accommodation. Federal Guideline: 802.1 | | |
| 8b-32 | <i>Adjust Door Closer¹</i> | High | \$450 |
| | Notes: Operating effort is 11 lb (5 lb max for interior doors). Federal Guideline: 404.2.9 | | |
| | <i>Replace Door Hardware</i> | High | \$300 |
| | Notes: Hardware requires twisting and grasping. Federal Guideline: 309.4, 402.2.7 | | |
| | Jury - Women's Restroom | | |
| 16-5 | <i>Provide Wall and Door Signage</i> | Low | \$200 |
| | Notes: Lettering on door only. Braille and raised text required. Federal Guideline: 216, 703 | | |
| | <i>Reposition Lavatory</i> | Low | \$600 |
| | Notes: Knee space depth obstructed at 9 1/2" (11" min.) Federal Guideline: 309, 606.4 | | |
| | <i>Replace Faucet Controls</i> | Low | \$350 |
| | Notes: Controls requires twisting and grasping. Federal Guideline: 309, 606.4 | | |
| | <i>Insulate water lines</i> | Medium | \$100 |
| | Notes: Supply lines, valves, and exposed drain pipes are not insulated to protect against contact. Federal Guideline: 606.5 | | |
| | <i>Reposition Dispensers</i> | Medium | \$50 |
| | Notes: 67 1/2" to operable parts (15"-48" max). Federal Guideline: 308, 604.7 | | |

| Item # | Description | Priority | Estimated Cost |
|--------|---|----------|----------------|
| | <i>Reposition Mirror</i> | Low | \$50 |
| | Notes: Bottom edge of reflecting surface is at 41 1/2" ht. (40" max.) Federal Guideline: 603.3 | | |
| | <i>Provide Occupancy Sensor and Provide Alternate Outlet Access</i> | Low | \$220 |
| | Notes: Electrical switch is at 50" ht (48" max). Mount power strip within reach range. Federal Guideline: 205.1, 308.2-3 | | |
| | <i>Replace Flush Controls</i> | Low | \$400 |
| | Notes: Flush controls located on narrow side (wide req'd). Replace with auto flush sensor. Federal Guideline: 604.6 | | |
| | <i>Evaluate Clear Space in Restroom</i> | Medium | TBD |
| | Notes: 30x48" req'd for forward approach at sink and 60" dia turning area are not provided. Clear width at toilet is 59" (60" min. req'd). Available space will not accommodate correct fixture layout and clearances. Federal Guideline: 604.2-604.4, 604.8 | | |
| | <i>Reposition Toilet</i> | Low | \$765 |
| | Notes: Located 15 1/2" from side wall (16"-18" max.) Federal Guideline: 309.4, 402.2.7 | | |
| | <i>Provide Grab Bars</i> | High | \$1,000 |
| | Notes: None provided. (Side and rear req'd) Federal Guideline: 604.5, 609.3-4 | | |
| 8b-33 | <i>Replace Door</i> | High | \$1,500 |
| | Notes: Door clear width 25" (32" min. req'd) Federal Guideline: 404.2.10 | | |
| | <i>Replace Door Hardware</i> | High | \$300 |
| | Notes: Hardware requires twisting and grasping. Federal Guideline: 309.4, 402.2.7 | | |
| | <i>Jury - Men's Restroom</i> | | |
| 16-6 | <i>Provide Wall and Door Signage</i> | Low | \$200 |
| | Notes: Lettering on door only. Braille and raised text required. Federal Guideline: 216, 703 | | |
| | <i>Reposition Lavatory</i> | Low | \$600 |
| | Notes: Knee space depth obstructed at 9 1/2" (11" min.) Federal Guideline: 309, 606.4 | | |
| | <i>Insulate water lines</i> | Medium | \$100 |
| | Notes: Supply lines, valves, and exposed drain pipes are not insulated to protect against contact. Federal Guideline: 606.5 | | |
| | <i>Reposition Dispensers</i> | Medium | \$50 |
| | Notes: 65" to operable parts (15"-48" max). Federal Guideline: 308, 604.7 | | |

| Item # | Description | Priority | Estimated Cost |
|--------|---|----------|----------------|
| | <i>Reposition Mirror</i> | Low | \$50 |
| | Notes: Bottom edge of reflecting surface is at 41" ht. (40" max.) Federal Guideline: 603.3 | | |
| | <i>Provide Occupancy Sensor and Provide Alternate Outlet Access</i> | Low | \$220 |
| | Notes: Electrical switch is at 50" ht (48" max). Mount power strip within reach range. Federal Guideline: 205.1, 308.2-3 | | |
| | <i>Evaluate Clear Space in Restroom</i> | Medium | TBD |
| | Notes: 30x48" req'd for forward approach at sink and 60" dia turning area are not provided. Clear width at toilet is 59" (60" min. req'd). Available space will not accommodate correct fixture layout and clearances. Federal Guideline: 604.2-604.4, 604.8 | | |
| | <i>Reposition Toilet</i> | Low | \$765 |
| | Notes: Located 15 1/2" from side wall (16"-18" max.) Federal Guideline: 309.4, 402.2.7 | | |
| | <i>Provide Grab Bars</i> | High | \$1,000 |
| | Notes: None provided. (Side and rear req'd) Federal Guideline: 604.5, 609.3-4 | | |
| 8b-34 | <i>Replace Door</i> | High | \$1,500 |
| | Notes: Door clear width 25" (32" min. req'd) Federal Guideline: 404.2.10 | | |
| | <i>Replace Door Hardware</i> | High | \$300 |
| | Notes: Hardware requires twisting and grasping. Federal Guideline: 309.4, 402.2.7 | | |
| | Women's Restroom | | |
| 15-7 | <i>Replace Wall Signage</i> | Low | \$200 |
| | Notes: Braille located too close to text. Federal Guideline: 216, 703 | | |
| | <i>Insulate water lines</i> | Medium | \$100 |
| | Notes: Supply lines, valves, and exposed drain pipes are not insulated to protect against contact. Federal Guideline: 606.5 | | |
| | <i>Replace Faucet Controls</i> | Medium | \$350 |
| | Notes: Controls requires twisting and grasping. Federal Guideline: 309, 606.4 | | |
| | <i>Reposition Mirror</i> | Low | \$50 |
| | Notes: Bottom edge of reflecting surface is at 41" ht. (40" max.) Federal Guideline: 603.3 | | |
| | <i>Reposition Dispensers</i> | Medium | \$50 |
| | Notes: 54" to operable parts (15"-48" max). Federal Guideline: 308, 604.7 | | |

| Item # | Description | Priority | Estimated Cost |
|--------|---|----------|----------------|
| | <i>Provide Occupancy Sensor</i> | Low | \$220 |
| | Notes: Electrical switch is at 50" ht (48" max). Federal Guideline: 205.1, 308.2-3 | | |
| | <i>Provide Handles on Stall Door</i> | Low | \$150 |
| | Notes: No handles provided on inside of stall Federal Guideline: 213.3, 604.8.2, 404.2.7, 309.4 | | |
| | <i>Reconfigure Stall Partition</i> | High | \$1,270 |
| | Notes: Stall door clear width is 30" (32" min). Stall width is 41" (60" min. req'd). Federal Guideline: 604.2-604.4, 604.8 | | |
| | <i>Reposition Toilet</i> | Low | \$765 |
| | Notes: Located 20" from side wall (16"-18" max.) Federal Guideline: 309.4, 402.2.7 | | |
| | <i>Provide and/or Reposition Grab Bars</i> | Medium | \$1,000 |
| | Notes: Rear grab bar is not provided. Side grab bar is extends 45" from rear wall (54" req'd). Federal Guideline: 604.5, 609.3-4 | | |
| | <i>Reposition Coat Hook</i> | Medium | \$50 |
| | Notes: Located at 60" ht. (15"-48" req'd) Federal Guideline: 308, 603.4 | | |
| 8b-35 | <i>Replace Door</i> | Medium | \$1,500 |
| | Notes: Door clear width 29" (32" min. req'd) Federal Guideline: 404.2.10 | | |
| | <i>Replace Door Hardware</i> | High | \$300 |
| | Notes: Hardware requires twisting and grasping. Federal Guideline: 309.4, 402.2.7 | | |
| | <i>Adjust Door Closer²</i> | Medium | \$450 |
| | Notes: Operating effort is 10 lb (5 lb max for interior doors). Federal Guideline: 404.2.9 | | |
| | <i>Provide Maneuvering Space on Swing Side</i> | Low | TBD |
| | Notes: Wall is located immediately adjacent parallel to doorway (18" min. req'd) Federal Guideline: 404.2.4.1 | | |
| | Men's Restroom | | |
| 15-8 | <i>Replace Wall Signage</i> | Low | \$200 |
| | Notes: Braille located too close to text. Federal Guideline: 216, 703 | | |
| | <i>Insulate water lines</i> | Medium | \$100 |
| | Notes: Supply lines, valves, and exposed drain pipes are not insulated to protect against contact. Federal Guideline: 606.5 | | |
| | <i>Replace Faucet Controls</i> | Medium | \$350 |
| | Notes: Controls requires twisting and grasping. Federal Guideline: 309, 606.4 | | |

| Item # | Description | Priority | Estimated Cost |
|--------|--|----------|----------------|
| | <i>Reposition Mirror</i> | Low | \$50 |
| | Notes: Bottom edge of reflecting surface is at 41" ht. (40" max.) Federal Guideline: 603.3 | | |
| | <i>Reposition Dispensers</i> | Medium | \$50 |
| | Notes: 54" to operable parts (15"-48" max). Federal Guideline: 308, 604.7 | | |
| | <i>Provide Occupancy Sensor</i> | Low | \$220 |
| | Notes: Electrical switch is at 50" ht (48" max). Federal Guideline: 205.1, 308.2-3 | | |
| | <i>Replace Urinal</i> | Low | \$920 |
| | Notes: Top of lip is 21" high and projects 12" from wall. (17" max. ht; 13 1/2" min. projection) Federal Guideline: 308, 309, 605.2-4 | | |
| | <i>Provide Handles on Stall Door</i> | Low | \$150 |
| | Notes: No handles provided on inside of stall Federal Guideline: 213.3, 604.8.2, 404.2.7, 309.4 | | |
| | <i>Reconfigure Stall Partition</i> | High | \$1,270 |
| | Notes: Stall door clear width is 31" (32" min). Stall width is 43" (60" min. req'd). Federal Guideline: 604.2-604.4, 604.8 | | |
| | <i>Reposition Toilet</i> | Low | \$765 |
| | Notes: Located 23" from side wall (16"-18" max.) Federal Guideline: 309.4, 402.2.7 | | |
| | <i>Provide and/or Reposition Grab Bars</i> | Medium | \$1,000 |
| | Notes: Rear grab bar is not provided. Side grab bar is extends 46" from rear wall (54" req'd). Federal Guideline: 604.5, 609.3-4 | | |
| | <i>Reposition Coat Hook</i> | Medium | \$50 |
| | Notes: Located at 68" ht. (15"-48" req'd) Federal Guideline: 308, 603.4 | | |
| 8b-36 | <i>Replace Door</i> | Medium | \$1,500 |
| | Notes: Door clear width 29" (32" min. req'd) Federal Guideline: 404.2.10 | | |
| | <i>Replace Door Hardware</i> | High | \$300 |
| | Notes: Hardware requires twisting and grasping. Federal Guideline: 309.4, 402.2.7 | | |
| | <i>Provide Maneuvering Space on Swing Side</i> | Low | TBD |
| | Notes: Wall is located immediately adjacent parallel to doorway (18" min. req'd) Federal Guideline: 404.2.4.1 | | |

| Item # | Description | Priority | Estimated Cost |
|---------------------------|---|----------|----------------|
| Floor Level Access | | | |
| Item # | Description | Priority | Estimated Cost |
| | Stairways | | |
| | <i>Note: Per 210.1, Exception 3: In alterations, stairs between levels that are connected by an accessible route shall not be required to comply with 504 except that handrails complying with 505 shall be</i> | | |
| 11-1,2,3 | Main Central Stairway | | |
| | <i>Due to the historical nature of the main staircase it is not recommended to make changes. The floors are also served by alternate routes including an elevator and another stairway.</i> | | |
| | Provide Stairways Signage | Medium | \$400 |
| | Notes: None Provided. Raised text/Braille indicating floor level required at each landing. Federal Guideline: 216.3-4, 703.2, 703.4 | | |

| Item # | Description | Priority | Estimated Cost |
|--------|--|----------|----------------|
| | <i>Modify Handrails</i> | N/A | N/A |
| | Notes: Handrail size is not compliant. No extensions are provided (12" beyond top stair and 1 tread depth beyond bottom stair required.) Interior handrail only is provided on top flight (both sides req'd). Federal Guideline: 505.3, 505.7, 505.10 | | |
| | <i>Modify Stair Risers on First Two Flights</i> | N/A | N/A |
| | Notes: Stair risers are 7 1/2" ht. (max. 7" ht) Stairs are also of variable width on radius bends. Federal Guideline: | | |
| 11-4 | <i>Fire Stair</i> | | |
| | <i>Provide Stairways Signage</i> | Medium | \$400 |
| | Notes: None Provided. Raised text/Braille indicating floor level required at each landing. Federal Guideline: 216.3-4, 703.2, 703.4 | | |
| | <i>Modify Handrails</i> | N/A | N/A |
| | Notes: Handrail is mounted at 32" (34"-38" req'd). No extensions are provided (12" beyond top stair and 1 tread depth beyond bottom stair required.) Federal Guideline: 505.3, 505.7, 505.10 | | |
| | | | |
| | <i>Modify Stair Risers on First Two Flights</i> | N/A | N/A |
| | Notes: Stair risers are 7 1/2" ht. (max. 7" ht) Federal Guideline: | | |
| | <i>Lower Level Fire Door</i> | | |
| 8b-5 | <i>Replace Wall Signage</i> | Low | \$100 |
| | Notes: Braille located too close to text. Federal Guideline: 216, 703 | | |
| | <i>Replace Door Hardware</i> | High | \$300 |
| | Notes: Hardware requires pinching. Federal Guideline: 309.4, 402.2.7 | | |
| | <i>Adjust Door Closer²</i> | Medium | \$450 |
| | Notes: Operating effort is 10 lb (5 lb max for interior doors). Federal Guideline: 404.2.9 | | |
| | <i>Modify Glazing</i> | Low | \$400 |
| | Notes: Glazing panel located at 44" above finish floor. (43" max.) Federal Guideline: 404.2.11 | | |
| | <i>First Level Fire Door</i> | | |
| 8b-12 | <i>Replace Wall Signage</i> | Low | \$100 |
| | Notes: Braille located too close to text. Federal Guideline: 216, 703 | | |
| | <i>Replace Door Hardware</i> | High | \$300 |

| Item # | Description | Priority | Estimated Cost |
|--------|---|----------|----------------|
| | Notes: Hardware requires pinching. Federal Guideline: 309.4, 402.2.7 | | |

| Item # | Description | Priority | Estimated Cost |
|--------|---|----------|----------------|
| | <i>Adjust Door Closer</i> ¹ | Medium | \$450 |
| | Notes: Operating effort is 10 lb (5 lb max for interior doors). Federal Guideline: 404.2.9 | | |
| | <i>Modify Glazing</i> | Low | \$400 |
| | Notes: Glazing panel located at 44" above finish floor. (43" max.) Federal Guideline: 404.2.11 | | |
| 8b-26 | <i>Replace Wall Signage</i> | Low | \$100 |
| | Notes: Braille located too close to text. Federal Guideline: 216, 703 | | |
| | <i>Replace Door Hardware</i> | High | \$300 |
| | Notes: Hardware requires pinching. Federal Guideline: 309.4, 402.2.7 | | |
| | <i>Adjust Door Closer</i> ¹ | Medium | \$450 |
| | Notes: Operating effort is 10 lb (5 lb max for interior doors). Federal Guideline: 404.2.9 | | |
| | <i>Modify Glazing</i> | Low | \$400 |
| | Notes: Glazing panel located at 44" above finish floor. (43" max.) Federal Guideline: 404.2.11 | | |
| 8b-37 | <i>Replace Wall Signage</i> | Low | \$100 |
| | Notes: Braille located too close to text. Federal Guideline: 216, 703 | | |
| | <i>Replace Door Hardware</i> | High | \$300 |
| | Notes: Hardware requires pinching. Federal Guideline: 309.4, 402.2.7 | | |
| | <i>Adjust Door Closer</i> ¹ | Medium | \$450 |
| | Notes: Operating effort is 12 lb (5 lb max for interior doors). Federal Guideline: 404.2.9 | | |
| | <i>Provide Kick Plate</i> | Low | \$110 |
| | Notes: 6" smooth (10" min. smooth req'd) Federal Guideline: 404.2.10 | | |
| | | | |
| | Facility Total: | | \$111,580 |
| | | | |

General Notes: 1. For door closer adjustments, cost shown is to replace in case adjustment cannot alleviate the

Extension Office

| Exterior | | | |
|----------|--|----------|----------------|
| Item # | Description | Priority | Estimated Cost |
| 1-1 | Parking Lot | | |
| | 41 spaces provided, including 2 designated as accessible. 1 van space and 1 car space required. | | |
| | Provide Accessible Parking Signage | High | \$300 |
| | Notes: None provided. Include Van tag at appropriate space. Federal Guideline: 208.2, 208.3 | | |
| | Accessible Route | | |
| 2-1 | Replace Curb Ramp | Medium | \$1,000 |
| | Notes: Orientation of curb ramp is such that running slope of ramp becomes cross slope of intersecting walk. Side flare toward intersecting walk exceeds 1:10 max. Federal Guideline: 406.1 | | |
| | Replace Sidewalk | Low | \$850 |
| | Notes: Portion of walk exceeds 2% max (2.4%). Federal Guideline: 403.2, 302.3 | | |
| | Site Furnishings | | |
| | Provide Accessible Benches | Low | \$800 |
| | Notes: Provided bench does not have compliant dimensions for seat depth, gap, or adjacent wheelchair space. At least 20% are required to be accessible, including connection to accessible route. 1 provided; 1 Required. Federal Guideline: 206.2.2, 403, 1011.2, 902, 306.3 | | |
| Interior | | | |
| Item # | Description | Priority | Estimated Cost |
| | Exterior Entrances ² | | |
| 8a-1 | Main Entry | | |
| | Provide means of egress signage | High | \$100 |
| | Notes: None provided. Visual and tactile required. Federal Guideline: | | |
| | Provide Kick Plate | Low | \$110 |
| | Notes: 6" to glazing (10" min. smooth req'd) Federal Guideline: 404.2.10 | | |
| | Entry Foyer | | |
| 8b-1 | Adjust Door Closer ³ | Low | \$450 |
| | Notes: Operating effort is 12 lb (5lb max for interior doors) Federal Guideline: 404.2.9 | | |
| | Provide Kick Plate | Low | \$110 |
| | Notes: 6" to glazing (10" min. smooth req'd) Federal Guideline: 404.2.10 | | |
| | North Meeting Room | | |
| 18-3 | Modify Electrical Controls | Low | \$440 |

| Item # | Description | Priority | Estimated Cost |
|-----------|---|----------|----------------|
| | Notes: Electrical switch is at 49" ht and volume control at 50" ht (48" max). Due to use of room, relocating control may be better option than occupancy sensor. Federal Guideline: 205.1, 308.2-3 | | |
| | <i>Reposition or Protect Protruding Objects</i> | Low | \$50 |
| | Notes: White board cabinet protrudes 5" at 35" ht. (4" max. between 27" and 80" high) Provide cane detectable element below or reposition. Federal Guideline: 307.2 | | |
| | <i>Provide Assistive Listening Devices (Recommended)</i> | Low | \$200 |
| | Notes: Though fixed seating is not present and therefore not required, it may be advantageous to provide assistive listening receivers compatible with existing sound system. Federal Guideline: 225.2, 308, 307.2 | | |
| 8b-2 | <i>Provide Wall Signage</i> | Medium | \$100 |
| East door | Notes: None provided. Braille, and Raised Text signage required on latch side of door. Federal Guideline: 703.6, 216.8 | | |
| | <i>Adjust Door Closer¹</i> | Low | \$450 |
| | Notes: Operating effort is 8 lb (5lb max for interior doors) Federal Guideline: 404.2.9 | | |
| 8b-3 | <i>Provide Wall Signage</i> | Medium | \$100 |
| West Door | Notes: None provided. Braille, and Raised Text signage required on latch side of door. Federal Guideline: 703.6, 216.8 | | |
| | <i>Adjust Door Closer¹</i> | Low | \$450 |
| | Notes: Closing speed is under 5 sec. min. Operating effort is 7 lb (5lb max for interior doors) Federal Guideline: 404.2.8-9 | | |
| | <i>Modify Glazing</i> | Low | \$400 |
| | Notes: Glazing panel located at 46 1/2" above finish floor. (43" max.) Federal Guideline: 404.2.11 | | |
| | Conference Room | | |
| 18-4 | <i>Provide Wall Signage</i> | Low | \$100 |
| | Notes: None provided. Braille, and Raised Text signage required on latch side of door. Federal Guideline: 703.6, 216.8 | | |
| | <i>Modify Electrical Controls</i> | Low | \$440 |
| | Notes: Electrical switch is at 50" ht and outlets at 10" ht (48" max). Federal Guideline: 205.1, 308.2-3 | | |

| Item # | Description | Priority | Estimated Cost |
|--------|---|----------|----------------|
| | <i>Replace Door</i> | Low | \$1,500 |
| | Notes: Closing speed is under 5 sec. min. Door width is 30 3/4" (32" min. req'd). Federal Guideline: 404.2.3, 404.2.8 | | |
| | <i>Men's Restroom</i> | | |
| 15-1 | <i>Modify Wall Signage</i> | Low | \$100 |
| | Notes: Braille too far from raised text (3/8" to 1/2" req'd) Federal Guideline: 703.6, 216.8 | | |
| | <i>Modify Lavatory</i> | Low | \$400 |
| | Notes: Clear width of knee space is 29" (30" min. req'd). Modify side supports to accommodate. Federal Guideline: 606.2, 306.3 | | |
| | <i>Provide Occupancy Sensor</i> | Low | \$220 |
| | Notes: Electrical switch is at 50" ht (48" max). Federal Guideline: 205.1, 308.2-3 | | |
| 8b-8 | <i>Provide Door Signage</i> | Low | \$100 |
| | Notes: None provided. Provide sign with pictogram and raised text. Federal Guideline: 703.6, 216.8 | | |
| | <i>Adjust Door Closer²</i> | Medium | \$450 |
| | Notes: Operating effort is 10 lb (5lb max for interior doors) Federal Guideline: 404.2.8-9 | | |
| | <i>Women's Restroom</i> | | |
| 15-2 | <i>Modify Wall Signage</i> | Low | \$100 |
| | Notes: Braille too far from raised text (3/8" to 1/2" req'd) Federal Guideline: 703.6, 216.8 | | |
| | <i>Provide Occupancy Sensor</i> | Low | \$220 |
| | Notes: Electrical switch is at 50" ht (48" max). Federal Guideline: 205.1, 308.2-3 | | |
| | <i>Reposition Toilet Paper Dispenser</i> | Low | \$50 |
| | Notes: Dispenser mounted 4" in front of toilet (7"-9" to centerline req'd). Federal Guideline: 604.7 | | |
| | <i>Reposition Rear Grab Bar</i> | Low | \$500 |
| | Notes: Reposition rear grab bar to be positioned 12"/24" relative to centerline of toilet. Federal Guideline: 604.5.2 | | |
| 8b-8 | <i>Provide Door Signage</i> | Low | \$100 |
| | Notes: None provided. Provide sign with pictogram and raised text. Federal Guideline: 703.6, 216.8 | | |
| | <i>Adjust Door Closer²</i> | High | \$450 |
| | Notes: Operating effort is 15 lb (5lb max for interior doors) | | |

| Item # | Description | Priority | Estimated Cost |
|--------|------------------------------|----------|----------------|
| | Federal Guideline: 404.2.8-9 | | |

| Item # | Description | Priority | Estimated Cost |
|--------|---|----------|----------------|
| | Unisex Restroom | | |
| 16-1 | Modify Wall Signage | Low | \$100 |
| | Notes: Braille too far from raised text (3/8" to 1/2" req'd) Federal Guideline: 703.6, 216.8 | | |
| | Provide Maneuvering Space | Low | \$0 |
| | Notes: Req'd 60" dia turning area not provided. Relocate storage unit to provide appropriate clear space at toilet. Federal Guideline: 703.2-4, 703.6, 216.8 | | |
| | Provide Occupancy Sensor | Low | \$220 |
| | Notes: Electrical switch is at 50" ht (48" max). Federal Guideline: 205.1, 308.2-3 | | |
| | Insulate water lines | Medium | \$100 |
| | Notes: Supply lines, valves, and exposed drain pipes are not insulated to protect against contact. Federal Guideline: 606.5 | | |
| | Reposition Mirror | Low | \$50 |
| | Notes: 41" to reflecting surface (15"-48" max). Federal Guideline: 308, 604.7 | | |
| | Reposition Toilet Paper Dispenser | Low | \$50 |
| | Notes: Dispenser mounted 4" in front of toilet (7"-9" to centerline req'd). Federal Guideline: 604.7 | | |
| | Provide Grab Bars | High | \$1,000 |
| | Notes: None Provided Federal Guideline: 604.5 | | |
| 8b-8 | Provide Door Signage | Low | \$50 |
| | Notes: None provided. Provide sign with pictogram and raised text. Could relocate one of wall signs (duplicate provided). Federal Guideline: 703.6, 216.8 | | |
| | Corridors | | |
| 18-5 | Modify Electrical Controls | Low | \$220 |
| | Notes: Electrical switch is at 50" ht (48" max). Federal Guideline: 205.1, 308.2-3 | | |
| | Demo Kitchen | | |
| 35-1 | Provide Accessible Kitchen Work Surface | Low | TBD |
| | Notes: Kitchen counters are 35 1/2 high. (28"-34" max for work surface). Island provides knee space and is on casters. Investigate if casters can be lowered to achieve req'd ht. Federal Guideline: 205.1, 308.2, 308.3 | | |
| | Provide Accessible Sink | Low | \$1,300 |
| | Notes: Kitchen sink rim is 36 1/2" high. (34" max). Inadequate knee space is provided. Federal Guideline: 212.3, 306.3, 309, 606.2 | | |

| Item # | Description | Priority | Estimated Cost |
|--------|--|----------|----------------|
| | <i>Provide Accessible Range</i> | Low | \$800 |
| | Notes: Controls require reaching across burners. Federal Guideline: 804.6.4 | | |
| | | | |
| | Facility Total: | | \$14,530 |
| | | | |

General Notes: 1. For door closer adjustments, cost shown is to replace in case adjustment cannot alleviate

Johnson County Fairgrounds

| General Site | | | |
|--------------|---|----------|----------------|
| Item # | Description | Priority | Estimated Cost |
| | Exterior | | |
| | Parking | | |
| | <i>Due to the nature of Fairgrounds use, most general parking is not permanently designated and frequently occurs on lawn. Scott Hall Parking Lot provides 25 spaces with 1 designated accessible space.</i> | | |
| 1-1 | <i>Provide Accessible Stall</i> | Medium | \$ 250 |
| | Notes: Clearly mark aisles. Provide accessible parking signage, including van tag. During large events, consider making entire lot accessible parking only with temporary signage and allowing for access aisles. For heavily used buildings during fair off-season, consider providing permanent designated parking nearer to these facilities. Federal Guideline: 208.2, 208.3 | | |
| | General Site Circulation | | |
| | <i>Provide Accessible Route between all areas of activity</i> | N/A | N/A |
| | Notes: Majority of surfaces are gravel or grass. Roadways are used as pedestrian routes during events. Federal Guideline: 206.2.2, 403.2 | | |
| | Site Furnishings | | |
| | <i>At least 20% of each item below are required to be accessible, including connection to accessible route. Most furnishings are in storage until fair time and are moveable.</i> | | |
| | <i>Provide Accessible Picnic Table Areas</i> | High | Included Above |
| | Notes: Tables present on grounds have compliant dimensions. Locate portion of picnic tables on an accessible route and provide firm, stable and slip resistant clear space around tables. Quantity could not be confirmed. Federal Guideline: 206.2.2, 403, 1011.2, 902, 306.3 | | |
| | <i>Provide Accessible Route to Water Sources</i> | Low | Included Above |
| | Notes: Water hydrants present on grounds are located within an acceptable reach range. There are 14 and are generally located in lawn. Federal Guideline: 206.2.2, 403, 1011.2, 902, 306.3 | | |
| | <i>Provide Accessible Route to Trash Receptacles</i> | Low | Included Above |
| | Notes: Barrels are movable. Locate portion of receptacles on an accessible route and provide firm, stable and slip resistant space adjacent. Quantity could not be confirmed. Federal Guideline: 206.2.2, 403, 1011.2, 902, 306.3 | | |

| Item # | Description | Priority | Estimated Cost |
|-------------------|--|----------------|----------------|
| | Horseshoe Pits | | |
| 24-1 | <i>Provide Accessible Route To Horseshoe Pits and Bleacher Viewing Area</i> | Medium | \$800 |
| | Notes: Walkway is grass. Connect adjacent accessible route with existing concrete around pits. Federal Guideline: 206.2.2, 403.2 | | |
| 21-3 | <i>Provide Accessible Seating</i> | Low | \$350 |
| | Notes: Total Seating approximately 120. No wheelchair spaces provided; 4 required. Provide level 36x48 space with forward approach for each space and include companion seat. Federal Guideline: 221.1, 802.1 | | |
| | <i>Provide Accessible Aisle Seating</i> | Low | \$900 |
| | Notes: None provided. Designate seats equal to 5% of total aisle seats provided and connect to nearest accessible route. Federal Guideline: 221.1, 802.1 | | |
| | General Site Subtotal | \$2,300 | |
| | | | |
| Campground | | | |
| Item # | Description | Priority | Estimated Cost |
| | Exterior | | |
| | Campground | | |
| | <i>Provide Accessible Electrical Hookup. Consider Designating Accessible Site (at minimum).</i> | Low | \$500 |
| | Notes: Electrical hookups are outside of allowable reach range. Federal Guideline: 205.1, 308.2-3 | | |
| | Interior | | |
| | Campground/Horse Area Women's Restrooms and Shower | | |
| 15-1 | <i>Provide Wall Signage</i> | Medium | \$100 |
| | Notes: None provided. Pictogram, ISA, Braille, and Raised Text signage required on latch side of door. Federal Guideline: 703.6, 216.8 | | |
| | <i>Insulate water lines</i> | Medium | \$100 |
| | Notes: Supply lines, valves, and exposed drain pipes are not insulated to protect against contact. Federal Guideline: 606.5 | | |
| | <i>Reposition Mirror</i> | Low | \$50 |
| | Notes: Bottom edge of reflecting surface is at 46" ht. (40" max.) Federal Guideline: 603.3 | | |
| | <i>Reposition Dispensers</i> | Low | \$50 |
| | Notes: 57" to operable parts (15"-48" max). Federal Guideline: 308, 604.7 | | |

| Item # | Description | Priority | Estimated Cost |
|-----------------|---|----------|----------------|
| | <i>Provide Occupancy Sensor</i> | Low | \$220 |
| | Notes: Electrical switch is at 54" ht (48" max). Federal Guideline: 205.1, 308.2-3 | | |
| | <i>Reposition Toilet Paper Dispenser</i> | Low | \$50 |
| | Notes: Dispenser mounted 11" in front of toilet (7"-9" to centerline req'd) and obstructs the required clear space at grab bars. Federal Guideline: 604.7 | | |
| | <i>Reposition Grab Bars</i> | Low | \$1,000 |
| | Notes: Side grab bar extends 49" from rear wall (54" min req'd). Rear grab bar is located 15"/21" relative to centerline of toilet (12"/24" req'd). Federal Guideline: 604.5, 609.3-4 | | |
| 17-1 | <i>Provide Removable Shower Head with Flexible Hose and Relocate Grab Bars</i> | Low | \$1,250 |
| | Notes: Fixed head provided at 75". Both grab bars located 12" from adjacent wall (6" max.). Federal Guideline: 604.5, 609.3-4 | | |
| 8a-1 | <i>Replace Threshold</i> | Medium | \$175 |
| | Notes: Threshold is 1". (1/4" max; 1/2" beveled) May need to include replacement of adjacent exterior concrete. Federal Guideline: 402.5, 404.2.3 | | |
| | <i>Replace Door Hardware</i> | Low | \$300 |
| | Notes: Hardware requires grasping and twisting. Federal Guideline: 309.4, 402.2.7 | | |
| | Notes: Door is usually propped open during events. | | |
| 8b-1 | <i>Replace Door Hardware</i> | Low | \$300 |
| Door to Showers | Notes: Hardware requires grasping and twisting. Federal Guideline: 309.4, 402.2.7 | | |
| | Campground/Horse Area Men's Restrooms and Shower | | |
| 15-1 | <i>Provide Wall Signage</i> | Medium | \$100 |
| | Notes: None provided. Pictogram, ISA, Braille, and Raised Text signage required on latch side of door. Federal Guideline: 703.6, 216.8 | | |
| | <i>Insulate water lines</i> | Medium | \$100 |
| | Notes: Supply lines, valves, and exposed drain pipes are not insulated to protect against contact. Federal Guideline: 606.5 | | |
| | <i>Reposition Mirror</i> | Low | \$50 |
| | Notes: Bottom edge of reflecting surface is at 47" ht. (40" max.) Federal Guideline: 603.3 | | |
| | <i>Reposition Dispensers</i> | Low | \$50 |
| | Notes: 56" to operable parts (15"-48" max). Federal Guideline: 308, 604.7 | | |

| Item # | Description | Priority | Estimated Cost |
|----------------------------|--|----------------|----------------|
| | <i>Provide Occupancy Sensor</i> | Low | \$220 |
| | Notes: Electrical switch is at 50" ht (48" max). Federal Guideline: 205.1, 308.2-3 | | |
| | <i>Reposition Urinal</i> | Low | \$450 |
| | Notes: Top of lip is 18" high. (17" max. ht) Federal Guideline: 308, 309, 605.2-4 | | |
| | <i>Reposition Toilet Paper Dispenser</i> | Low | \$50 |
| | Notes: Dispenser mounted 11" in front of toilet (7"-9" to centerline req'd) and obstructs the required clear space at grab bars. Federal Guideline: 604.7 | | |
| | <i>Reposition Grab Bars</i> | Low | \$1,000 |
| | Notes: Side grab bar is located 15" from rear wall (12" max req'd). Rear grab bar is located 17"/19" relative to centerline of toilet (12"/24" req'd). Federal Guideline: 604.5, 609.3-4 | | |
| 17-2 | <i>Provide Removable Shower Head with Flexible Hose and Relocate Grab Bars</i> | Low | \$1,250 |
| | Notes: Fixed head provided at 75". Both grab bars located 12" from adjacent wall (6" max.). Federal Guideline: 604.5, 609.3-4 | | |
| 8a-1 | <i>Replace Threshold</i> | Medium | \$175 |
| | Notes: Threshold is 2". (1/4" max; 1/2" beveled) May need to include replacement of adjacent exterior concrete. Federal Guideline: 402.5, 404.2.3 | | |
| | <i>Replace Door Hardware</i> | Low | \$300 |
| | Notes: Hardware requires grasping and twisting. Federal Guideline: 309.4, 402.2.7 | | |
| | Notes: Door is usually propped open during events. | | |
| 8b-2 | <i>Replace Door Hardware</i> | Low | \$300 |
| Door to Showers | Notes: Hardware requires grasping and twisting. Federal Guideline: 309.4, 402.2.7 | | |
| Campground Subtotal | | \$8,140 | |
| | | | |
| Horse Facilities | | | |
| Item # | Description | Priority | Estimated Cost |
| | Exterior | | |
| | <i>Consider Providing Designated Accessible Stall Locations</i> | N/A | N/A |
| | Notes: Accessible stabling facilities might include concrete pad outside of stalls with connection to accessible route in next item. Outlets in stabling are over 96" ht. Provide mounted power strip within reach range. Federal Guideline: 206.2.2, 403.2, 205.1, 308.2-3 | | |

| Item # | Description | Priority | Estimated Cost |
|--------|--|-----------------|----------------|
| | <i>Provide Accessible Route to Livestock Washing Pavilion</i> | Low | \$2,000 |
| | Notes: Adjacent pavement exceeds allowable cross and running slopes as well as changes in level. Connect to route from stabling area. Federal Guideline: 226.1, 902.2 | | |
| 24-1 | <i>Provide Accessible Route To Horse Arena, Concessions, and Shelter</i> | Medium | \$5,000 |
| | Notes: All grass and gravel with slopes exceeding allowable slopes. Federal Guideline: 206.2.2, 403.2 | | |
| 21-3 | <i>Provide Accessible Seating</i> | Low | \$400 |
| | Notes: Total Seating approximately 168. No wheelchair spaces provided; 5 required. Provide level 36x48 space with forward approach for each space and include companion seat. Federal Guideline: 221.1, 802.1 | | |
| | <i>Provide Accessible Aisle Seating</i> | Low | \$100 |
| | Notes: None provided. Designate seats equal to 5% of total aisle seats provided and connect to nearest accessible route. Federal Guideline: 221.1, 802.1 | | |
| | <i>Provide Accessible Ticket Window</i> | Low | \$300 |
| | Notes: Window is at 45" ht. Max. ht for service (verbal interaction only) is 38". Federal Guideline: 226.1, 902.2 | | |
| 22-1 | <i>Provide Accessible Picnic Tables</i> | Low | \$1,200 |
| | Notes: Provided tables do not have compliant dimensions for knee space. At least 20% are required to be accessible, including connection to accessible route. Federal Guideline: 206.2.2, 403, 1011.2, 902, 306.3 | | |
| | <i>Provide Accessible Bench</i> | Low | \$1,200 |
| | Notes: Provided benches does not have compliant dimensions, connection to accessible route or adjacent clear space (level, 30"x48"). At least 20% are required to be accessible, including connection to accessible route. Federal Guideline: 903.2-903.5, 1011.2 | | |
| | <i>Provide Accessible Service Counter at Concessions</i> | Low | \$300 |
| | Notes: Inadequate knee space depth provided. Federal Guideline: 226.1, 902.2 | | |
| | <i>Provide Accessible Work Surface at Judges Tower</i> | Low | \$300 |
| | Notes: Counter is at 39" ht. (Max work surface ht 36".) Federal Guideline: 226.1, 902.2 | | |
| | Horse Facilities Subtotal | \$10,800 | |
| | | | |

| Item # | Description | Priority | Estimated Cost |
|----------------------------------|---|----------|----------------|
| Livestock Barns and Arena | | | |
| Item # | Description | Priority | Estimated Cost |
| | <i>Note: Accommodations are made on an as-needed basis for exhibitors with special needs, including access to power and water and are not included below.</i> | N/A | N/A |
| | Beef Barn | | |
| | <i>Provide Accessible Route</i> | Medium | \$1,200 |
| | Notes: Walkway is gravel and dirt. Connect to nearest accessible route. Federal Guideline: 206.2.2, 403.2 | | |
| | Goat Barn | | |
| | <i>Provide Accessible Route</i> | Medium | \$1,200 |
| | Notes: Walkway is gravel and dirt. Connect to nearest accessible route. Federal Guideline: 206.2.2, 403.2 | | |
| | Pig and Sheep Barn | | |
| | <i>Eliminate Surface Level Changes</i> | Medium | \$500 |
| | Notes: 2 locations have 1" displacement. Federal Guideline: 303.2 | | |
| | <i>Replace Areas Exceeding Cross Slope</i> | Low | \$250 |
| | Notes: Minimal areas have cross slopes of up to 3%. Federal Guideline: 303.2 | | |
| | Exterior | | |
| | Indoor Arena | | |
| 5-1 | <i>Replace Exterior Access Ramps at North and South Entrances and Provide Handrails</i> | Medium | \$10,000 |
| | Notes: Ramps have 14.1% running slope (8.33% max). Cross slope is 2.4% (2% max). No handrails are provided. Federal Guideline: 405.2-3, 505 | | |
| | Interior | | |
| | Indoor Arena | | |
| 13-1 | <i>Replace Interior Access Ramps at North and South Entrances and Provide Handrails</i> | Medium | \$5,000 |
| | Notes: Ramps have 13.8% running slope (8.33% max). Cross slope is 2.4% (2% max). No handrails or edge protection are provided. Federal Guideline: 405.2-3, 505 | | |
| 21-1 | <i>Provide Accessible Seating</i> | Low | \$250 |
| | Notes: Total Seating approximately 546. 6 wheelchair spaces provided; 7 required. Provide level 36x48 space with forward approach for each space and include companion seat. Federal Guideline: 221.1, 802.1 | | |

| Item # | Description | Priority | Estimated Cost |
|--------|---|----------|----------------|
| | <i>Provide Accessible Aisle Seating</i> | Low | \$100 |
| | Notes: None provided. Designate seats equal to 5% of total aisle seats provided and connect to nearest accessible route. Federal Guideline: 221.1, 802.1 | | |
| | <i>Provide Assistive Listening Devices and Signage</i> | Medium | \$270 |
| | Notes: Audio amplification system provided. Per table 219.3, 21 receivers are required. 6 must be hearing-aid compatible. No signage is provided indicating availability of system. Federal Guideline: 219.2-219.3, 216.10, 703.7.2.4, 706.1 | | |
| | <i>Provide Accessible Service Counter at Concessions</i> | Low | \$300 |
| | Notes: Counter is 42" high (38" max for verbal interaction). Inadequate knee space depth provided. Federal Guideline: 226.1, 902.2 | | |
| | <i>Women's Restroom</i> | | |
| 15-1 | <i>Provide Wall Signage & Replace Door Signage</i> | Medium | \$100 |
| | Notes: Text only on door provided. Pictogram, ISA, Braille, and Raised Text signage required on latch side of door. Door sign to have raised text. Pictogram is insufficient size. Federal Guideline: 703.6, 216.8 | | |
| | <i>Reposition Lavatory</i> | Medium | \$600 |
| | Notes: Clear knee space depth is not provided. Raise to accommodate. Federal Guideline: 305.3, 306.3.3, 606.2, 606.5 | | |
| | <i>Insulate water lines</i> | Medium | \$100 |
| | Notes: Supply lines, valves, and exposed drain pipes are not insulated to protect against contact. Federal Guideline: 606.5 | | |
| | <i>Reposition Mirror</i> | Low | \$50 |
| | Notes: Bottom edge of reflecting surface is at 46" ht. (40" max.) Federal Guideline: 603.3 | | |
| | <i>Reposition Dispensers</i> | Low | \$50 |
| | Notes: 53" to operable parts (15"-48" max). Federal Guideline: 308, 604.7 | | |
| | <i>Provide Alternate Outlet Access</i> | Low | \$50 |
| | Notes: Outlet is at 52" ht. Provide mounted power strip within reach range. Federal Guideline: 205.1, 308.2-3 | | |
| | <i>Provide Accessible Stall</i> | Low | \$1,270 |
| | Notes: No handles provided on stall door. Door is swings into req'd clear space. Stall width is 47" (60" min). Federal Guideline: 213.3, 604.8.2, 404.2.7, 309.4 | | |
| | <i>Reposition Toilet</i> | Low | \$765 |
| | Notes: Located 23" from side wall (16"-18" max.) Federal Guideline: 309.4, 402.2.7 | | |

| Item # | Description | Priority | Estimated Cost |
|--------|---|----------|----------------|
| | <i>Provide Grab Bars</i> | Low | \$1,000 |
| | Notes: None Provided. Federal Guideline: 604.5, 609.3-4 | | |
| | <i>Reposition Coat Hook</i> | Low | \$50 |
| | Notes: Coat hook is 59" high (48" max). Federal Guideline: 308, 603.4 | | |
| | <i>Men's Restroom</i> | | |
| 15-1 | <i>Provide Wall Signage & Replace Door Signage</i> | Medium | \$100 |
| | Notes: Text only on door provided. Pictogram, ISA, Braille, and Raised Text signage required on latch side of door. Door sign to have raised text. Pictogram is insufficient size. Federal Guideline: 703.6, 216.8 | | |
| | <i>Reposition Lavatory</i> | Medium | \$600 |
| | Notes: Clear knee space depth is not provided. Raise to accommodate. Federal Guideline: 305.3, 306.3.3, 606.2, 606.5 | | |
| | <i>Insulate water lines</i> | Medium | \$100 |
| | Notes: Supply lines, valves, and exposed drain pipes are not insulated to protect against contact. Federal Guideline: 606.5 | | |
| | <i>Reposition Mirror</i> | Low | \$50 |
| | Notes: Bottom edge of reflecting surface is at 45" ht. (40" max.) Federal Guideline: 603.3 | | |
| | <i>Reposition Dispensers</i> | Low | \$50 |
| | Notes: 52" to operable parts (15"-48" max). Federal Guideline: 308, 604.7 | | |
| | <i>Provide Alternate Outlet Access</i> | Low | \$50 |
| | Notes: Outlet is at 52" ht. Provide mounted power strip within reach range. Federal Guideline: 205.1, 308.2-3 | | |
| | <i>Reposition Urinal</i> | Low | \$450 |
| | Notes: Top of lip is 22" high. (17" max. ht) Federal Guideline: 308, 309, 605.2-4 | | |
| | <i>Provide Accessible Stall</i> | Low | \$1,270 |
| | Notes: No handles provided on stall door. Door is swings into req'd clear space. Stall width is 47" (60" min). Federal Guideline: 213.3, 604.8.2, 404.2.7, 309.4 | | |
| | <i>Reposition Toilet</i> | Low | \$765 |
| | Notes: Located 22" from side wall (16"-18" max.) Federal Guideline: 309.4, 402.2.7 | | |
| | <i>Reposition Toilet Paper Dispenser</i> | Low | \$50 |
| | Notes: Dispenser mounted 11" in front of toilet (7"-9" to centerline req'd). Federal Guideline: 604.7 | | |

| Item # | Description | Priority | Estimated Cost |
|--------|--|----------|----------------|
| | <i>Provide Grab Bars</i> | Low | \$1,000 |
| | Notes: None Provided. Federal Guideline: 604.5, 609.3-4 | | |
| | <i>Reposition Coat Hook</i> | Low | \$50 |
| | Notes: Coat hook is 59" high (48" max). Federal Guideline: 308, 603.4 | | |
| 8a-3 | <i>Replace Threshold</i> | Medium | \$175 |
| | Notes: Threshold is over 1". (1/4" max; 1/2" beveled) May need to include replacement of adjacent exterior concrete. Federal Guideline: 402.5, 404.2.3 | | |
| | <i>Replace Door Hardware</i> | Low | \$300 |
| | Notes: Hardware requires grasping and twisting. Federal Guideline: 309.4, 402.2.7 | | |
| | Notes: Door is usually propped open during events. | | |
| | Women's Shower | | |
| 17-1 | <i>Provide Wall Signage</i> | Medium | \$100 |
| | Notes: Text only on door provided. Pictogram, ISA, Braille, and Raised Text signage required on latch side of door. Federal Guideline: 703.6, 216.8 | | |
| | <i>Reposition Lavatory</i> | Medium | \$600 |
| | Notes: Clear knee space depth is not provided. Raise to accommodate. Federal Guideline: 305.3, 306.3.3, 606.2, 606.5 | | |
| | <i>Insulate water lines</i> | Medium | \$100 |
| | Notes: Supply lines, valves, and exposed drain pipes are not insulated to protect against contact. Federal Guideline: 606.5 | | |
| | <i>Reposition Mirror</i> | Low | \$50 |
| | Notes: Bottom edge of reflecting surface is at 45" ht. (40" max.) Federal Guideline: 603.3 | | |
| | <i>Provide Occupancy Sensor</i> | Low | \$220 |
| | Notes: Electrical switch is at 51" ht (48" max). Federal Guideline: 205.1, 308.2-3 | | |
| | <i>Provide Accessible Shower Stall</i> | Low | \$2,500 |
| | Notes: No special access equipment provided. 4" step down at entry to existing shower area. Provide removable shower head with flexible hose or fixed head at 48" max. ht. Provide grab bars. Provide clothes hooks within 15"-48" reach range; Existing are mounted at 65" and up. Provide accessible bench: Bench provided does not meet dimensional requirements. Federal Guideline: 608.3.2, 608.6, 609.2-609.8 | | |

| Item # | Description | Priority | Estimated Cost |
|--------------------|--|-----------------|----------------|
| 8a-2 | <i>Replace Threshold</i> | Medium | \$175 |
| | Notes: Threshold is over 1". (1/4" max; 1/2" beveled) May need to include replacement of adjacent exterior concrete. Federal Guideline: 402.5, 404.2.3 | | |
| | <i>Men's Shower</i> | | |
| 17-2 | <i>Provide Wall Signage</i> | Medium | \$100 |
| | Notes: Text only on door provided. Pictogram, ISA, Braille, and Raised Text signage required on latch side of door. Federal Guideline: 703.6, 216.8 | | |
| | <i>Reposition Lavatory</i> | Medium | \$600 |
| | Notes: Clear knee space depth is not provided. Raise to accommodate. Federal Guideline: 305.3, 306.3.3, 606.2, 606.5 | | |
| | <i>Insulate water lines</i> | Medium | \$100 |
| | Notes: Supply lines, valves, and exposed drain pipes are not insulated to protect against contact. Federal Guideline: 606.5 | | |
| | <i>Reposition Mirror</i> | Low | \$50 |
| | Notes: Bottom edge of reflecting surface is at 42" ht. (40" max.) Federal Guideline: 603.3 | | |
| | <i>Provide Occupancy Sensor</i> | Low | \$220 |
| | Notes: Electrical switch is at 51" ht (48" max). Federal Guideline: 205.1, 308.2-3 | | |
| | <i>Provide Accessible Shower Stall</i> | Low | \$2,500 |
| | Notes: No special access equipment provided. 4" step down at entry to existing shower area. Provide removable shower head with flexible hose or fixed head at 48" max. ht. Provide grab bars. Provide clothes hooks within 15"-48" reach range; Existing are mounted at 65" and up. Provide accessible bench: Bench provided does not meet dimensional requirements. Federal Guideline: 608.3.2, 608.6, 609.2-609.8 | | |
| | Livestock Barns and Arena Subtotal | \$35,430 | |
| Grandstands | | | |
| Item # | Description | Priority | Estimated Cost |
| | Exterior | | |
| | <i>Accessible Routes</i> | | |
| | <i>Provide Accessible Route To Grandstand 2</i> | Medium | \$2,200 |
| | Notes: Walkway is grass. Connect to nearest accessible route. Federal Guideline: 206.2.2, 403.2 | | |

| Item # | Description | Priority | Estimated Cost |
|--------|---|----------|----------------|
| | <i>Replace Pavement</i> | Medium | \$2,000 |
| | Notes: Asphalt walk to Grandstands needs patching and is over both cross and running slopes allowable. Vertical displacements up to 1" exist. Federal Guideline: 206.2.2, 403 | | |
| | <i>Replace Wood Ramp</i> | Medium | \$5,000 |
| | Notes: Ramp to accessible seating area is 10.6% running slope (8.33% max). Cross slope is 3.3% (2% max). 1" level change at joining of ramp and adjacent walk. Handrails exceed allowable perimeter dimension. No edge protection provided on first run. Federal Guideline: 405.2-9, 505 | | |
| | Grandstand Facilities | | |
| | <i>Provide Assistive Listening Devices and Signage</i> | Medium | \$270 |
| | Notes: Audio amplification system provided. Per table 219.3, 3 receivers are required. 2 of 3 must be hearing-aid compatible. No signage is provided indicating availability of system. Federal Guideline: 219.2-219.3, 216.10, 703.7.2.4, 706.1 | | |
| | <i>Provide Accessible Ticket Window</i> | Low | \$300 |
| | Notes: Window is at 39" ht. Max. ht for service (verbal interaction only) is 38". Federal Guideline: 226.1, 902.2 | | |
| | Grandstand #1 | | |
| 21-1 | <i>Provide Accessible Seating</i> | Medium | \$1,100 |
| | Notes: Total Seating approximately 1755. 6 wheelchair spaces provided; 15 required. Provide level 36x48 space with forward approach for each space and include companion seat. Federal Guideline: 221.1, 802.1 | | |
| | <i>Provide Accessible Aisle Seating</i> | Low | \$500 |
| | Notes: None provided. Designate seats equal to 5% of total aisle seats provided and connect to nearest accessible route. Federal Guideline: 221.1, 802.1 | | |
| | Grandstand #2 | | |
| 21-2 | <i>Provide Accessible Seating</i> | Medium | \$900 |
| | Notes: Total Seating approximately 974. No wheelchair spaces provided; 10 required. Provide level 36x48 space with forward approach for each space and include companion seat. Federal Guideline: 221.1, 802.1 | | |
| | <i>Provide Accessible Aisle Seating</i> | Low | \$500 |
| | Notes: None provided. Designate seats equal to 5% of total aisle seats provided and connect to nearest accessible route. Federal Guideline: 221.1, 802.1 | | |

| Item # | Description | Priority | Estimated Cost |
|--------|--|----------|----------------|
| | Interior | | |
| | Women's Restroom | | |
| 15-1 | <i>Provide Wall Signage</i> | Medium | \$100 |
| | Notes: Text only provided. Pictogram, ISA, Braille, and Raised Text signage required on latch side of door. Federal Guideline: 703.6, 216.8 | | |
| | <i>Reposition Mirror</i> | Low | \$50 |
| | Notes: Bottom edge of reflecting surface is at 43" ht. (40" max.) Federal Guideline: 603.3 | | |
| | <i>Reposition Dispensers</i> | Low | \$50 |
| | Notes: 56" to operable parts (15"-48" max). Federal Guideline: 308, 604.7 | | |
| | <i>Replace Stall Door Hardware</i> | Low | \$150 |
| | Notes: Lock requires grasping & twisting. Federal Guideline: 213.3, 604.8.2, 404.2.7, 309.4 | | |
| | <i>Reverse Stall Door Swing</i> | Low | \$150 |
| | Notes: Door swings into required clear space. Federal Guideline: 213.3, 604.8.2, 404.2.7, 309.4 | | |
| | <i>Reposition Grab Bars</i> | Low | \$1,000 |
| | Notes: Side grab bar extends 50" from rear wall (54" min req'd). Rear grab bar is located 7"/29" relative to centerline of toilet (12"/24" req'd). Federal Guideline: 604.5, 609.3-4 | | |
| 8a-1 | <i>Replace Threshold</i> | Medium | \$175 |
| | Notes: Threshold is 1". (1/4" max; 1/2" beveled) Federal Guideline: 402.5, 404.2.3 | | |
| | <i>Notes: Door is usually propped open during events.</i> | | |
| | Men's Restroom | | |
| 15-1 | <i>Provide Wall Signage</i> | Medium | \$100 |
| | Notes: Text only provided. Pictogram, ISA, Braille, and Raised Text signage required on latch side of door. Federal Guideline: 703.6, 216.8 | | |
| | <i>Reposition Mirror</i> | Low | \$50 |
| | Notes: Bottom edge of reflecting surface is at 43" ht. (40" max.) Federal Guideline: 603.3 | | |
| | <i>Reposition Dispensers</i> | Low | \$50 |
| | Notes: 54" to operable parts (15"-48" max). Federal Guideline: 308, 604.7 | | |
| | <i>Reposition Urinal</i> | Low | \$450 |
| | Notes: Top of lip is 24" high. (17" max. ht) Federal Guideline: 308, 309, 605.2-4 | | |
| | <i>Reverse Stall Door Swing</i> | Low | \$150 |
| | Notes: Door swings into required clear space. Federal Guideline: 213.3, 604.8.2, 404.2.7, 309.4 | | |

| Item # | Description | Priority | Estimated Cost |
|------------------------|--|-----------------|----------------|
| | <i>Reconfigure Stall Partition</i> | Low | \$500 |
| | Notes: Stall width is 59" (60" min. req'd). Federal Guideline: 604.2-604.4, 604.8 | | |
| | <i>Reposition Toilet Paper Dispenser</i> | Low | \$50 |
| | Notes: Dispenser mounted 12" in front of toilet (7"-9" to centerline req'd) and obstructs the required clear space at grab bars. Federal Guideline: 604.7 | | |
| | <i>Reposition Toilet</i> | Low | \$765 |
| | Notes: Located 20" from side wall (16"-18" max.) Federal Guideline: 309.4, 402.2.7 | | |
| | <i>Reposition Grab Bars</i> | Low | \$1,000 |
| | Notes: Side grab bar extends 52" from rear wall (54" min req'd). Rear grab bar is located 6"/30" relative to centerline of toilet (12"/24" req'd). Federal Guideline: 604.5, 609.3-4 | | |
| 8a-1 | <i>Replace Threshold</i> | Medium | \$175 |
| | Notes: Threshold is 1". (1/4" max; 1/2" beveled) Federal Guideline: 402.5, 404.2.3 | | |
| | Notes: Door is usually propped open during events. | | |
| | Grandstands Subtotal | \$17,735 | |
| Centennial Park | | | |
| Item # | Description | Priority | Estimated Cost |
| | Exterior | | |
| | Accessible Routes | | |
| 4-1 | <i>Reset Brick</i> | Medium | \$500 |
| | Notes: Brick exceeds allowable surface level changes in some areas. Reset as needed. Federal Guideline: 303, 403.4 | | |
| 36-1 | <i>Provide Turning Space</i> | Medium | \$0 |
| | Notes: Space is not available within shelter area for adequate maneuvering. Federal Guideline: 304.3, 306 | | |
| | <i>Replace Adjacent Pavement to Meet Finish Floor</i> | Medium | \$1,000 |
| | Notes: Step at shelter pad is 2". (1/4" max; 1/2" beveled for transition) Federal Guideline: 402.5, 404.2.3 | | |
| | <i>Reposition Trash Receptacle</i> | Low | \$1,000 |
| | Notes: Unit in shelter does not have req'd adjacent 30"x48" clear space. Federal Guideline: 1011.2.1 | | |
| | Centennial Park Subtotal | \$2,500 | |

| Item # | Description | Priority | Estimated Cost |
|--------------------|---|----------------|----------------|
| Fair Office | | | |
| Item # | Description | Priority | Estimated Cost |
| | Interior | | |
| | Exterior Entrances | | |
| 8a-1 | <i>Adjust Door Closer¹</i> | High | \$450 |
| | Notes: Closing speed is less than 5 sec. min. Operating effort is 20 lb (15 lb max for exterior doors). Federal Guideline: 404.2.8-9 | | |
| 18-1 | <i>Provide means of egress signage</i> | High | \$300 |
| | Notes: None provided. Federal Guideline: | | |
| | <i>Reposition Light Switch and Provide Alternate Outlet Access</i> | Low | \$220 |
| | Notes: Electrical switch is at 50" ht (48" max). Outlets are at 11" ht. Provide mounted power strip within reach range. Federal Guideline: 205.1, 308.2-3 | | |
| 34-1 | <i>Provide Accessible Service Counter or Alternate Accommodation</i> | Low | \$600 |
| | Notes: Counter height is 40" and provides no knee space (28" - 34" with knee space for work surface; 38" max verbal interaction) Federal Guideline: 226.1, 902.2 | | |
| | Fair Office Subtotal | \$1,570 | |
| Farm Bureau | | | |
| Item # | Description | Priority | Estimated Cost |
| | Interior | | |
| | Exterior Entrances | | |
| | <i>Provide access to a minimum of 60% of all public entrances</i> | | See Below |
| | Notes: 3 public entrances provided. 2 must be accessible. Recommend modifications to SE and NE entrances. Federal Guideline: 206.4, 404 | | |
| | <i>Notes: Overhead doors are also used for access during fair events.</i> | | |
| | East Entrance | | |
| 8a-1 | <i>Replace Adjacent Pavement to Meet Finish Floor</i> | Medium | \$1,200 |
| | Notes: Step at threshold is 3 1/2". (1/4" max; 1/2" beveled) Federal Guideline: 402.5, 404.2.3 | | |
| | <i>Replace Door Hardware</i> | Low | \$300 |
| | Notes: Hardware requires grasping and twisting. Federal Guideline: 309.4, 402.2.7 | | |
| | West Entrance | | |
| 8a-2 | <i>Replace Adjacent Pavement to Meet Finish Floor</i> | Medium | \$1,200 |
| | Notes: Step at threshold is 3 1/2". (1/4" max; 1/2" beveled) Federal Guideline: 402.5, 404.2.3 | | |

| Item # | Description | Priority | Estimated Cost |
|-------------------------|---|----------------|----------------|
| | <i>Replace Door Hardware</i> | Low | \$300 |
| | Notes: Hardware requires grasping and twisting. Federal Guideline: 309.4, 402.2.7 | | |
| | Main Hall | | |
| 18-1 | <i>Provide means of egress signage at each exit</i> | High | \$300 |
| | Notes: None provided. Federal Guideline: | | |
| | Farm Bureau Subtotal | \$3,300 | |
| Fitzpatrick Hall | | | |
| Item # | Description | Priority | Estimated Cost |
| | Interior | | |
| | Exterior Entrances | | |
| | <i>Provide access to a minimum of 60% of all public entrances</i> | | See Below |
| | Notes: 3 public entrances provided. 2 must be accessible. Recommend modifications to SE and NE entrances. Federal Guideline: 206.4, 404 | | |
| | Notes: Overhead doors are also used for access during fair events. Thresholds has 1" lip. Consider providing temporary fix for events. | | |
| | Southeast Entrance | | |
| 8a-1 | <i>Replace Threshold</i> | Medium | \$175 |
| | Notes: Threshold is over 1". (1/4" max; 1/2" beveled) Federal Guideline: 402.5, 404.2.3 | | |
| | <i>Replace Door Hardware</i> | Low | \$300 |
| | Notes: Exterior hardware requires grasping and twisting. Federal Guideline: 309.4, 402.2.7 | | |
| | South Center Entrance | | |
| 8a-2 | <i>Replace Threshold</i> | Medium | \$175 |
| | Notes: Threshold is over 1". (1/4" max; 1/2" beveled) Federal Guideline: 402.5, 404.2.3 | | |
| | <i>Replace Door Hardware</i> | Low | \$300 |
| | Notes: Exterior hardware requires grasping and twisting. Federal Guideline: 309.4, 402.2.7 | | |
| | Southwest Entrance | | |
| 8a-3 | <i>Replace Door Hardware</i> | Low | \$300 |
| | Notes: Exterior hardware requires grasping and twisting. Federal Guideline: 309.4, 402.2.7 | | |
| | Main Hall | | |
| 18-1 | <i>Provide means of egress signage at each exit</i> | High | \$300 |
| | Notes: None provided. Federal Guideline: | | |
| | <i>Reposition Light Switches</i> | Low | \$220 |
| | Notes: Electrical switches are at 50" ht (48" max). Outlet heights vary, but some are available within reach range. | | |

| Item # | Description | Priority | Estimated Cost |
|----------------------|--|----------------|----------------|
| | Federal Guideline: 205.1, 308.2-3 | | |
| | <i>Protect Protruding Objects</i> | Low | \$50 |
| | Notes: Fire extinguishers protrude 6" at 42" ht. (4" max. between 27" and 80" high) Provide cane detectable element below to eliminate protrusion or relocate. Federal Guideline: 307.2 | | |
| | Fitzpatrick Hall Subtotal | \$1,820 | |
| Heritage Hall | | | |
| Item # | Description | Priority | Estimated Cost |
| | Exterior | | |
| | Parking | | |
| 1-1 | <i>4 spaces provided. 1 van space required.</i> | | |
| | <i>Provide Van Accessible Space</i> | High | \$1,500 |
| | Notes: Pave and clearly mark 11' accessible stall and 5' access aisle. Provide accessible parking signage, including van tag. Federal Guideline: 208.2, 208.3 | | |
| | <i>Provide Accessible Route to Accessible Entries</i> | Medium | \$800 |
| | Notes: None provided. Federal Guideline: 206.2, 403.5 | | |
| | Garden Plots | | |
| | <i>Provide Accessible Route to Garden Area</i> | Low | \$1,200 |
| | Notes: None provided. Include adjacent benches on accessible route, including an adjacent 30"x48" level space. Federal Guideline: 206.2, 403.5, 903.2, 1011.2.1 | | |
| | Interior | | |
| | Exterior Entrances | | |
| | Notes: Overhead door is also used for access during fair events. | | |
| 8a-1 | <i>Adjust Door Closer¹</i> | High | \$350 |
| | Notes: Closing speed is less than 5 sec. min. Federal Guideline: 404.2.9 | | |
| | <i>Modify Glazing</i> | Low | \$400 |
| | Notes: Glazing panel located at 51" above finish floor. (43" max.) Federal Guideline: 404.2.11 | | |
| 8b-1 | <i>Adjust Door Closer¹</i> | High | \$350 |
| | Notes: Closing speed is less than 5 sec. min. Operating effort is 6 lb (5 lb max for interior doors). Federal Guideline: 404.2.9 | | |
| | <i>Modify Glazing</i> | Low | \$400 |
| | Notes: Glazing panel located at 51" above finish floor. (43" max.) Federal Guideline: 404.2.11 | | |

| Item # | Description | Priority | Estimated Cost |
|--------|--|----------|----------------|
| | Foyer | | |
| | <i>Provide means of egress signage</i> | High | \$300 |
| | Notes: None provided. Federal Guideline: | | |
| | <i>Reposition Light Switches</i> | Medium | \$220 |
| | Notes: Electrical switches are at 55" ht (48" max). Federal Guideline: 205.1, 308.2-3 | | |
| | Meeting Room | | |
| 18-1 | <i>Provide Wall Signage</i> | High | \$300 |
| | Notes: None provided. Federal Guideline: 216, 703 | | |
| | <i>Reposition Light Switch and Provide Alternate Outlet Access</i> | Low | \$220 |
| | Notes: Electrical switch is at 50" ht (48" max). Outlets are at 54 1/2" ht. Provide mounted power strip within reach range. Federal Guideline: 205.1, 308.2-3 | | |
| | <i>Protect or Reposition Protruding Objects</i> | Low | \$50 |
| | Notes: Fire extinguisher protrudes 5 1/2" at 29" ht. (4" max. between 27" and 80" high) Provide cane detectable element below to eliminate protrusion or relocate. Federal Guideline: 307.2 | | |
| 7-1 | <i>Provide Paper Cup Dispenser and Provide Cane Detectable Element To Eliminate Protrusion</i> | Medium | \$200 |
| | Notes: "Hi-lo" fountain is not provided. Fountain provided does not meet dimensional requirements for standing persons. Fountain protrudes into room. Federal Guideline: 211, 307 | | |
| | Women's Restroom | | |
| 16-1 | <i>Provide Wall Signage</i> | Medium | \$100 |
| | Notes: None provided (Door only). Pictogram, ISA, Braille, and Raised Text signage required on latch side of door. Federal Guideline: 703.6, 216.8 | | |
| | <i>Replace Door Hardware</i> | Low | \$300 |
| | Notes: Lock requires twisting of button. Federal Guideline: 309.4, 402.2.7 | | |
| | <i>Reposition Mirror</i> | Low | \$50 |
| | Notes: Bottom edge of reflecting surface is at 47" ht. (40" max.) Federal Guideline: 603.3 | | |
| | <i>Reposition Dispensers</i> | Low | \$50 |
| | Notes: 50" to operable parts (15"-48" max). Federal Guideline: 308, 604.7 | | |
| | <i>Provide Occupancy Sensor</i> | Low | \$220 |
| | Notes: Electrical switch is at 50" ht (48" max). Federal Guideline: 205.1, 308.2-3 | | |

| Item # | Description | Priority | Estimated Cost |
|--------|---|----------------|----------------|
| | <i>Reposition Lavatory to achieve required Stall Width</i> | Low | \$600 |
| | Notes: Sink obstructs 60" min. width clear space at toilet. Federal Guideline: 603.3 | | |
| | <i>Reposition Toilet Paper Dispenser</i> | Low | \$50 |
| | Notes: Dispenser mounted 17" in front of toilet (7"-9" to centerline req'd) and obstructs req'd clear space at grab bars. Federal Guideline: 604.7 | | |
| 8b-2 | <i>Provide Level Area at Door</i> | Medium | \$100 |
| | Notes: Floor slopes at 4.4% to drain. Level (2% max) space is required adjacent to door. Federal Guideline: 703.6, 216.8 | | |
| | Men's Restroom | | |
| 16-2 | <i>Provide Wall Signage</i> | Medium | \$100 |
| | Notes: None provided (Door only). Pictogram, ISA, Braille, and Raised Text signage required on latch side of door. Federal Guideline: 703.6, 216.8 | | |
| | <i>Replace Door Hardware</i> | Low | \$300 |
| | Notes: Lock requires twisting of button. Federal Guideline: 309.4, 402.2.7 | | |
| | <i>Reposition Dispensers</i> | Low | \$50 |
| | Notes: 52" to operable parts (15"-48" max). Federal Guideline: 308, 604.7 | | |
| | <i>Provide Occupancy Sensor</i> | Low | \$220 |
| | Notes: Electrical switch is at 50" ht (48" max). Federal Guideline: 205.1, 308.2-3 | | |
| | <i>Reposition Lavatory to achieve required Stall Width</i> | Low | \$600 |
| | Notes: Sink obstructs 60" min. width clear space at toilet. Federal Guideline: 603.3 | | |
| | <i>Reposition Toilet Paper Dispenser</i> | Low | \$50 |
| | Notes: Dispenser mounted inline with in front of toilet (7"-9" to centerline req'd) and obstructs req'd clear space at grab bars. Federal Guideline: 604.7 | | |
| | <i>Replace Flush Controls with Auto Sensor</i> | Low | \$450 |
| | Notes: Flush controls exceed 5lb operating force. Federal Guideline: 308, 603.4 | | |
| 8b-3 | <i>Provide Level Area at Door</i> | Medium | \$100 |
| | Notes: Floor slopes at 2.4% to drain. Level (2% max) space is required adjacent to door. Federal Guideline: 703.6, 216.8 | | |
| | Heritage Hall Subtotal | \$9,630 | |
| | | | |

| Item # | Description | Priority | Estimated Cost |
|---------------------|--|----------|----------------|
| Herring Hall | | | |
| Item # | Description | Priority | Estimated Cost |
| | Interior | | |
| | Exterior Entrances | | |
| | <i>Provide access to a minimum of 60% of all public entrances</i> | | See Below |
| | Notes: 3 public entrances provided. 2 must be accessible. Recommend modifications to doors 8a-2 and 8a-3 as they appear to be less intensive. Federal Guideline: 206.4, 404 | | |
| | Notes: Overhead doors are also used for access during fair events. | | |
| | Southwest Entrance | | |
| 8a-1 | Replace Adjacent Pavement to Meet Finish Floor | N/A | N/A |
| | Notes: Step at threshold is 4". (1/4" max; 1/2" beveled) Level maneuvering space not provided. (60" perpendicular; 18" parallel req'd) Federal Guideline: 402.5, 404.2.3-4 | | |
| | Replace Door | N/A | N/A |
| | Notes: Door clear height is 75" (80" req'd). Federal Guideline: 404.2.3 | | |
| | Southeast Entrance | | |
| 8a-2 | Replace Adjacent Pavement to Meet Finish Floor | Medium | \$400 |
| | Notes: Step at threshold is 5". (1/4" max; 1/2" beveled) Level maneuvering space not provided. (60" perpendicular; 18" parallel req'd) Federal Guideline: 402.5, 404.2.4 | | |
| | Replace Door Hardware | Low | \$300 |
| | Notes: Hardware requires grasping and twisting. Federal Guideline: 309.4, 402.2.7 | | |
| | North Entrance | | |
| 8a-3 | Replace Adjacent Pavement to Meet Finish Floor | Medium | \$400 |
| | Notes: Step at threshold is 2". (1/4" max; 1/2" beveled) Level maneuvering space not provided and is gravel. (60" perpendicular; 18" parallel req'd) Connect to accessible route. Federal Guideline: 402.5, 404.2.4 | | |
| | Replace Door | Medium | \$2,500 |
| | Notes: Door clear height is 75" (80" req'd). Federal Guideline: 404.2.3 | | |
| | Replace Door Hardware | Low | \$300 |
| | Notes: Hardware requires pinching. Federal Guideline: 309.4, 402.2.7 | | |
| | Main Hall | | |
| | Provide means of egress signage at each exit | High | \$300 |
| | Notes: None provided. Federal Guideline: | | |

| Item # | Description | Priority | Estimated Cost |
|--------|---|----------|----------------|
| | Men's Restroom | | |
| 15-1 | <i>Provide Wall Signage</i> | Medium | \$100 |
| | Notes: None provided. Pictogram, ISA, Braille, and Raised Text signage required on latch side of door. Federal Guideline: 703.6, 216.8 | | |
| | <i>Provide Turning Area by Reconfiguring Walls</i> | High | \$1,500 |
| | Notes: Screen wall obstructs space needed for 60" min. dia turning area as well as other maneuvering areas within restroom. Federal Guideline: 304.3, 306.3, 606.2 | | |
| | <i>Replace Lavatory</i> | Medium | \$1,400 |
| | Notes: Clear knee space depth and width is not provided. Faucet hardware requires grasping and twisting. Supply lines, valves, and exposed drain pipes are not insulated to protect against contact. Federal Guideline: 305.3, 306.3.3, 606.2, 606.5 | | |
| | <i>Reposition Mirror</i> | Low | \$50 |
| | Notes: Bottom edge of reflecting surface is at 50" ht. (40" max.) Federal Guideline: 603.3 | | |
| | <i>Provide Occupancy Sensor and Alternate Outlet Access</i> | Low | \$220 |
| | Notes: Electrical switch is at 49" ht (48" max). Outlet is at 62" ht. Provide mounted power strip within reach range. Federal Guideline: 205.1, 308.2-3 | | |
| | <i>Reposition Urinal</i> | Low | \$450 |
| | Notes: Top of lip is 23" high. (17" max. ht) Provide 30" width clear space for front approach. Federal Guideline: 308, 309, 605.2-4 | | |
| | <i>Provide Accessible Toilet Stall</i> | High | \$1,270 |
| | Notes: No handles provided on stall door. Stall door width is 24" (32" min. req'd) and swings in obstructing required clear space. Stall width is 32" (60" req'd). Stall depth is 56" (59" min. req'd) Federal Guideline: 604.2-604.4 | | |
| | <i>Replace Flush Controls and Toilet Seat</i> | Low | \$550 |
| | Notes: Flush controls require 6lb operating force (5lb max). Toilet seat is 16" high (17" min-19" max req'd) Federal Guideline: 604.2-604.4 | | |
| | <i>Reposition Toilet Paper Dispenser</i> | Low | \$50 |
| | Notes: Dispenser mounted 3" in front of toilet (7"-9" to centerline req'd). Federal Guideline: 604.7 | | |
| | <i>Provide Grab Bars</i> | High | \$1,000 |
| | Notes: None Provided Federal Guideline: 604.5 | | |

| Item # | Description | Priority | Estimated Cost |
|--------|--|----------|----------------|
| | <i>Reposition Coat Hook</i> | Low | \$50 |
| | Notes: Coat hook is 67" high (48" max). Federal Guideline: 308, 603.4 | | |
| 8b-1 | <i>Replace Door & Hardware</i> | Medium | \$1,850 |
| | Notes: Clear opening width of door is 28" (32" req'd). Hardware is missing. Federal Guideline: 404.2.3, 404.2.7 | | |
| | <i>Women's Restroom</i> | | |
| 15-2 | <i>Provide Wall Signage</i> | Medium | \$100 |
| | Notes: None provided. Pictogram, ISA, Braille, and Raised Text signage required on latch side of door. Federal Guideline: 703.6, 216.8 | | |
| | <i>Provide Turning Area by Reconfiguring Walls</i> | High | \$1,500 |
| | Notes: Screen wall obstructs space needed for 60" min. dia turning area as well as other maneuvering areas within restroom. Federal Guideline: 304.3, 306.3, 606.2 | | |
| | <i>Reposition Lavatory</i> | Low | \$600 |
| | Notes: Clear knee space depth is 2" at 27" high (8" req'd). Raise such that rim/counter do not exceed 34" ht. Federal Guideline: 306.3.3, 606.2 | | |
| | <i>Insulate water lines</i> | Medium | \$100 |
| | Notes: Supply lines, valves, and exposed drain pipes are not insulated to protect against contact. Federal Guideline: 606.5 | | |
| | <i>Replace Faucet Controls</i> | Low | \$350 |
| | Notes: Controls requires twisting and grasping. Federal Guideline: 309, 606.4 | | |
| | <i>Reposition Mirror</i> | Low | \$50 |
| | Notes: Bottom edge of reflecting surface is at 47" ht. (40" max.) Federal Guideline: 603.3 | | |
| | <i>Reposition Dispensers</i> | Low | \$50 |
| | Notes: 49" to operable parts (15"-48" max). Federal Guideline: 308, 604.7 | | |
| | <i>Provide Occupancy Sensor and Alternate Outlet Access</i> | Low | \$220 |
| | Notes: Electrical switch is at 49" ht (48" max). Outlet is at 51" ht. Provide mounted power strip within reach range. Federal Guideline: 205.1, 308.2-3 | | |
| | <i>Provide Accessible Toilet Stall</i> | High | \$1,270 |
| | Notes: Stall door width is 24" (32" min. req'd) and swings in obstructing required clear space. Stall width is 33" (60" req'd). Stall depth is 56" (59" min. req'd) Space in front of door at right angle is 28" (42" min. req'd). Federal Guideline: 604.2-604.4 | | |

| Item # | Description | Priority | Estimated Cost |
|----------------|---|-----------------|----------------|
| | <i>Replace Toilet Seat</i> | Low | \$550 |
| | Notes: Toilet seat is 16" high (17"min-19"max req'd) Federal Guideline: 604.2-604.4 | | |
| | <i>Reposition Toilet Paper Dispenser</i> | Low | \$50 |
| | Notes: Dispenser mounted 2" in front of toilet (7"-9" to centerline req'd). Federal Guideline: 604.7 | | |
| | <i>Provide Grab Bars</i> | High | \$1,000 |
| | Notes: None Provided Federal Guideline: 604.5 | | |
| | <i>Reposition Coat Hook</i> | Low | \$50 |
| | Notes: Coat hook is 67" high (48" max). Federal Guideline: 308, 603.4 | | |
| 8b-1 | <i>Replace Door & Hardware</i> | Medium | \$1,850 |
| | Notes: Clear opening width of door is 29" (32" req'd). Hardware requires grasping and twisting. Federal Guideline: 404.2.3, 404.2.7 | | |
| | Herring Hall Subtotal | \$20,430 | |
| Kiwanis | | | |
| Item # | Description | Priority | Estimated Cost |
| | <i>Exterior Entrances</i> | | |
| | Notes: Large sliders and overhead doors are used as entrances when building is in use. Man door was not evaluated. | N/A | N/A |
| | Interior | | |
| | <i>Main Room</i> | | |
| | <i>Provide Accessible Service Counter</i> | Low | \$300 |
| | Notes: Counter is at 48" ht. Max. ht for service (verbal interaction only) is 38". Federal Guideline: 226.1, 902.2 | | |
| | Kiwanis Subtotal | \$300 | |
| McGill | | | |
| Item # | Description | Priority | Estimated Cost |
| | Interior | | |
| | <i>Exterior Entrances</i> | | |
| | <i>Provide access to a minimum of 60% of all public entrances</i> | | See Below |
| | Notes: 2 public entrances provided. 2 must be accessible. Federal Guideline: 206.4, 404 | | |
| | Notes: Overhead doors are also used for access during fair events. Thresholds have 1" lip. Consider providing temporary fix for events. | | |

| Item # | Description | Priority | Estimated Cost |
|-------------------|---|----------------|----------------|
| | North Entrance | | |
| 8a-1 | <i>Replace Threshold</i> | Medium | \$175 |
| | Notes: Threshold is 3/4". (1/4" max; 1/2" beveled) Federal Guideline: 402.5, 404.2.3 | | |
| | <i>Replace Door Hardware</i> | Low | \$300 |
| | Notes: Hardware requires grasping and twisting. Federal Guideline: 309.4, 402.2.7 | | |
| | Northwest Entrance | | |
| 8a-2 | <i>Replace Threshold</i> | Medium | \$175 |
| | Notes: Threshold is 1". (1/4" max; 1/2" beveled) Federal Guideline: 402.5, 404.2.3 | | |
| | <i>Replace Door Hardware</i> | Low | \$300 |
| | Notes: Hardware requires grasping and twisting. Federal Guideline: 309.4, 402.2.7 | | |
| | Main Hall | | |
| 18-1 | <i>Provide means of egress signage at each exit</i> | High | \$300 |
| | Notes: None provided. Federal Guideline: | | |
| | <i>Reposition Light Switches</i> | Low | \$220 |
| | Notes: Electrical switches are at 50" ht (48" max). Federal Guideline: 205.1, 308.2-3 | | |
| | McGill Subtotal | \$1,470 | |
| Scott Hall | | | |
| Item # | Description | Priority | Estimated Cost |
| | Exterior Entrances | | |
| | <i>Provide access to a minimum of 60% of all public entrances</i> | | See Below |
| | Notes: 3 public entrances provided. 2 must be accessible. Recommend modifications to SE and NE entrances. Federal Guideline: 206.4, 404 | | |
| | <i>Notes: Overhead doors are also used for access during fair events.</i> | | |
| | Southwest Entrance | | |
| 8a-1 | <i>Replace Threshold</i> | Medium | \$175 |
| | Notes: Threshold is over 1". (1/4" max; 1/2" beveled) Federal Guideline: 402.5, 404.2.3 | | |
| | <i>Adjust Door Closer³</i> | High | \$350 |
| | Notes: Operating effort is 30 lb (15 lb max for exterior doors). Federal Guideline: 404.2.9 | | |
| | <i>Provide Kick Plate</i> | Low | \$110 |
| | Notes: Glazing at 8" (10" min smooth req'd) Federal Guideline: 404.2.3 | | |

| Item # | Description | Priority | Estimated Cost |
|----------|--|----------|----------------|
| | Southeast Entrance | | |
| 8a-2 | <i>Adjust Door Closer</i> ¹ | High | \$350 |
| Exterior | Notes: Operating effort is 20 lb (15 lb max for exterior doors). Federal Guideline: 404.2.9 | | |
| | <i>Provide Kick Plate</i> | Low | \$110 |
| | Notes: Glazing at 4 1/2" (10" min smooth req'd) Federal Guideline: 404.2.3 | | |
| 8b-1 | <i>Adjust Door Closer</i> ² | Medium | \$175 |
| Interior | Notes: Operating effort is 25 lb (5 lb max for interior doors). Federal Guideline: 404.2.9 | | |
| | <i>Provide Kick Plate</i> | Low | \$110 |
| | Notes: Glazing at 8" (10" min smooth req'd) Federal Guideline: 404.2.3 | | |
| | Northeast Entrance | | |
| 8a-3 | <i>Adjust Door Closer</i> ³ | High | \$350 |
| Exterior | Notes: Operating effort is 20 lb (15 lb max for exterior doors). Federal Guideline: 404.2.9 | | |
| | <i>Provide Kick Plate</i> | Low | \$110 |
| | Notes: Glazing at 4 1/2" (10" min smooth req'd) Federal Guideline: 404.2.3 | | |
| 8b-2 | <i>Adjust Door Closer</i> ² | Medium | \$175 |
| Interior | Notes: Operating effort is 25 lb (5 lb max for interior doors). Federal Guideline: 404.2.9 | | |
| | <i>Provide Kick Plate</i> | Low | \$110 |
| | Notes: Glazing at 8" (10" min smooth req'd) Federal Guideline: 404.2.3 | | |
| | Interior | | |
| | Main Hall | | |
| 18-1 | <i>Provide means of egress signage at each exit</i> | High | \$300 |
| | Notes: None provided. Federal Guideline: | | |
| | <i>Reposition Light Switch and Provide Alternate Outlet Access</i> | Low | \$220 |
| | Notes: Electrical switches are at 51" ht (48" max). Outlets are at 9" ht. Provide mounted power strip within reach range. Federal Guideline: 205.1, 308.2-3 | | |
| 7-1 | <i>Provide Paper Cup Dispenser and Provide Cane Detectable Element To Eliminate Protrusion</i> | Medium | \$200 |
| | Notes: "Hi-lo" fountain is not provided. Fountain provided does not meet dimensional requirements for standing persons. Fountain protrudes into room. Federal Guideline: 211, 307 | | |

| Item # | Description | Priority | Estimated Cost |
|--------|--|----------|----------------|
| | Kitchen | | |
| 35-1 | <i>Reposition Signage</i> | Low | \$50 |
| | Notes: Clear space obstructed by adjacent drinking fountain. Federal Guideline: 407.4.3, 703.4.1 | | |
| | <i>Provide Accessible Kitchen Work Surface and Serving Counter</i> | Low | \$360 |
| | Notes: Kitchen counters are 36 1/2 high. (28"-34" max for work surface). Knee space depth is insufficient. Federal Guideline: 205.1, 308.2, 308.3 | | |
| | <i>Provide Accessible Sink</i> | Low | \$1,300 |
| | Notes: Kitchen sink rim is 36" high. (34" max). Inadequate knee space is provided. Pipes are not insulated. Faucet controls require 7lb to operate (5lb max). Federal Guideline: 212.3, 306.3, 309, 606.2 | | |
| | <i>Provide Accessible Freezer Space</i> | Low | \$400 |
| | Notes: Greater than 50% of freezer space is above 54"(54" max). Federal Guideline: 804.6.6 | | |
| | <i>Provide Maneuvering Space in Kitchen</i> | Low | TBD |
| | Notes: 36" clearance between counters. (40" min. req'd for pass through kitchen) Federal Guideline: 404.2.4.1 | | |
| 8b-3 | <i>Replace Door Hardware</i> | Low | \$300 |
| | Notes: Hardware requires grasping and twisting. Federal Guideline: 309.4, 402.2.7 | | |
| | Women's Restroom | | |
| 15-2 | <i>Provide Wall Signage</i> | Medium | \$100 |
| | Notes: None provided (Door only). Pictogram, ISA, Braille, and Raised Text signage required on latch side of door. Federal Guideline: 703.6, 216.8 | | |
| | <i>Provide Turning Area</i> | High | \$1,500 |
| | Notes: Space not available for 60" min. dia turning area as well as other maneuvering areas within restroom. Federal Guideline: 304.3, 306.3, 606.2 | | |
| | <i>Reposition Lavatory</i> | Low | \$600 |
| | Notes: Height of sink is 35" (34" max.) Federal Guideline: 306.3.3, 606.2 | | |
| | <i>Reposition Dispensers</i> | Low | \$50 |
| | Notes: 52" to operable parts (15"-48" max). Federal Guideline: 308, 604.7 | | |
| | <i>Provide Occupancy Sensor</i> | Low | \$220 |
| | Notes: Electrical switch is at 49" ht (48" max). Federal Guideline: 205.1, 308.2-3 | | |
| | <i>Provide Handles on Stall Door</i> | Low | \$150 |
| | Notes: No handles provided on front of stall Federal Guideline: 213.3, 604.8.2, 404.2.7, 309.4 | | |

| Item # | Description | Priority | Estimated Cost |
|--------|---|----------|----------------|
| | <i>Reposition Coat Hook</i> | Low | \$50 |
| | Notes: Coat hook is 54" high (48" max). Federal Guideline: 308, 603.4 | | |
| 8b-4 | <i>Adjust Door Closer¹</i> | Medium | \$175 |
| | Notes: Operating effort is 10 lb (5 lb max for interior doors). Federal Guideline: 404.2.9 | | |
| | <i>Men's Restroom</i> | | |
| 15-2 | <i>Provide Wall Signage</i> | Medium | \$100 |
| | Notes: None provided (Door only). Pictogram, ISA, Braille, and Raised Text signage required on latch side of door. Federal Guideline: 703.6, 216.8 | | |
| | <i>Provide Turning Area</i> | High | \$1,500 |
| | Notes: Space not available for 60" min. dia turning area as well as other maneuvering areas within restroom. Federal Guideline: 304.3, 306.3, 606.2 | | |
| | <i>Reposition Lavatory</i> | Low | \$600 |
| | Notes: Clear knee space depth is 3" at 27" high (8" req'd). Raise such that rim/counter do not exceed 34" ht. Federal Guideline: 306.3.3, 606.2 | | |
| | <i>Reposition Dispensers</i> | Low | \$50 |
| | Notes: 52" to operable parts (15"-48" max). Federal Guideline: 308, 604.7 | | |
| | <i>Modify Urinal Screen</i> | Low | \$150 |
| | Notes: 26" width clear space in front (30" min.) Federal Guideline: 308, 604.7 | | |
| | <i>Provide Occupancy Sensor and Alternate Outlet Access</i> | Low | \$220 |
| | Notes: Electrical switch is at 49" ht (48" max). Outlet is at 46" ht but access is blocked by counter and urinal screen limiting reach range. Provide mounted power strip within reach range. Federal Guideline: 205.1, 308.2-3 | | |
| | <i>Provide Handles on Stall Door</i> | Low | \$150 |
| | Notes: No handles provided on front of stall Federal Guideline: 213.3, 604.8.2, 404.2.7, 309.4 | | |
| | <i>Replace and/or Reposition Toilet</i> | Low | \$2,860 |
| | Notes: Toilet is located 19" from side wall (16"-18" to centerline req'd). Toilet seat is 20" high (17" min-19" max req'd) Federal Guideline: 604.2-604.4 | | |
| | <i>Reposition Toilet Paper Dispenser</i> | Low | \$50 |
| | Notes: Dispenser mounted 15" in front of toilet (7"-9" to centerline req'd). Federal Guideline: 604.7 | | |
| | <i>Reposition Coat Hook</i> | Low | \$50 |
| | Notes: Coat hook is 54" high (48" max). | | |

| Item # | Description | Priority | Estimated Cost |
|------------------------|---|-----------------|----------------|
| | Federal Guideline: 308, 603.4 | | |
| 8b-5 | Adjust Door Closer ¹ | Medium | \$175 |
| | Notes: Operating effort is 10 lb (5 lb max for interior doors). Federal Guideline: 404.2.9 | | |
| | Scott Hall Subtotal | \$14,005 | |
| Shooting Sports | | | |
| Item # | Description | Priority | Estimated Cost |
| | Exterior Entrances | | |
| | Provide access to a minimum of 60% of all public entrances | | See Below |
| | Notes: 2 public entrances provided. 2 must be accessible. Federal Guideline: 206.4, 404 | | |
| | Notes: Overhead doors are also used for access during fair events. | | |
| | West Entrance | | |
| 8a-1 | Replace Threshold | Medium | \$175 |
| | Notes: Threshold is over 1". (1/4" max; 1/2" beveled) Federal Guideline: 402.5, 404.2.3 | | |
| | Replace Door | Medium | \$2,500 |
| | Notes: Door clear width is 30" (32" req'd). Door clear height is 77 1/2" (80" req'd). Include closer meeting closing speed and operating force req'd. Federal Guideline: 404.2.3 | | |
| | Replace Door Hardware | Low | \$300 |
| | Notes: Hardware requires pinching. Federal Guideline: 309.4, 402.2.7 | | |
| | East Entrance | | |
| 8a-2 | Replace Adjacent Pavement to Meet Finish Floor. | Medium | \$1,200 |
| | Notes: Step at threshold is over 1 1/2". (1/4" max; 1/2" beveled) Federal Guideline: 402.5, 404.2.3 | | |
| | Replace Door | Medium | \$2,500 |
| | Notes: Door clear width is 31" (32" req'd). Federal Guideline: 404.2.3 | | |
| | Replace Door Hardware | Low | \$300 |
| | Notes: Hardware requires pinching. Federal Guideline: 309.4, 402.2.7 | | |
| | Interior | | |
| | Main Hall | | |
| 18-1 | Provide means of egress signage | High | \$200 |
| | Notes: None provided. Federal Guideline: | | |
| | Provide Alternate Outlet Access | Low | \$220 |
| | Notes: Outlet located at 54". Provide power strip mounted within reach range (15"-48") | | |

| Item # | Description | Priority | Estimated Cost |
|--------------------|---|----------------|------------------|
| | Federal Guideline: 205.1, 308.2-3 | | |
| | Shooting Sports Subtotal | \$7,395 | |
| Shrine Club | | | |
| Item # | Description | Priority | Estimated Cost |
| | Exterior Entrances | | |
| | <i>Notes: Overhead doors are also used for access during fair events.</i> | | |
| 8a-1 | Replace Door Hardware | Low | \$300 |
| | Notes: Hardware requires grasping and twisting Federal Guideline: 309.4, 402.2.7 | | |
| | Main Hall | | |
| 18-1 | Provide means of egress signage | High | \$200 |
| | Notes: None provided. Federal Guideline: | | |
| | Provide Accessible Service Counter | Low | \$300 |
| | Notes: Counter is at 39" ht. Max. ht for service (verbal interaction only) is 38". Federal Guideline: 226.1, 902.2 | | |
| | Reposition Light Switch | Low | \$220 |
| | Notes: Electrical switches are at 50" ht (48" max). Federal Guideline: 205.1, 308.2-3 | | |
| | Shrine Club Subtotal | \$1,020 | |
| | | | |
| | | | |
| | Facility Total: | | \$137,845 |
| | | | |

General Notes: 1. For door closer adjustments, cost shown is to replace in case adjustment cannot alleviate the compliance issue (typical). 2. Storage sheds and other maintenance areas were not included in this evaluation. 3. While overhead doors should not be part of an accessible route, these areas are being considered as they are the main means of access during the majority of facility events. It is assumed that the actual operation of the doors will be by fairgrounds and/or event staff.

Highway Department

| Exterior | | | |
|-------------|---|----------|----------------|
| Item # | Description | Priority | Estimated Cost |
| 1-1 | Parking Lot | | |
| | 6 spaces provided, including 1 designated as accessible. 1 van space required. | | |
| | Provide Access Aisle and Van Accessible Signage | Low | \$100 |
| | Notes: None Provided. Federal Guideline: 208.2, 208.3 | | |
| | Walks | | |
| | Provide Accessible Route from Parking to Main Entry | Low | \$1,950 |
| | Notes: No curb ramp provided. No level landing provided at door. Federal Guideline: 304.2 | | |
| | Provide Directional Signage to Public Entrance | Low | \$100 |
| | Notes: South entrance is employee only and should be signed as such. Federal Guideline: 206.4 | | |
| Interior | | | |
| First Floor | | | |
| Item # | Description | Priority | Estimated Cost |
| | Reception | | |
| | Provide means of egress signage | High | \$100 |
| | Notes: Visual only provided. Tactile required. Federal Guideline: | | |
| 8a-1 | Modify Threshold | Low | \$120 |
| East Door | Notes: Threshold is 1" (1/4" max; 1/2" bevel req'd). Federal Guideline: 404.2.5 | | |
| | Adjust Door Closer ¹ | High | \$450 |
| | Notes: Closing speed is less than 5 sec. min. Operating effort is at 15 lb max for exterior doors. Federal Guideline: 404.2.8-9 | | |
| | Replace Door Hardware | Low | \$300 |
| | Notes: Hardware requires pinching. Federal Guideline: 309.4, 402.2.7 | | |
| | Reposition Protruding Objects | Low | \$100 |
| | Notes: Counter corner protrudes 5 1/2" at 44" ht. (4" max. between 27" and 80" high) Provide cane detectable leg. Federal Guideline: 307.2 | | |
| | Corridors | | |
| 7-1 | Provide Paper Cup Dispenser | Medium | \$50 |
| | Notes: "Hi-lo" fountain is not provided. Fountain provided does not meet dimensional requirements for wheelchair users. | | |

| Item # | Description | Priority | Estimated Cost |
|--------|---|----------|----------------|
| | Federal Guideline: 211 | | |
| | <i>Reposition Protruding Objects</i> | Low | \$100 |
| | Notes: Key box protrudes more than 4" at 48" ht. (4" max. between 27" and 80" high) Reposition or provide cane detectable element. Federal Guideline: 307.2 | | |
| 34-7 | <i>Provide Accessible Service Counter or Alternate Accommodation</i> | Low | \$600 |
| | Notes: Counter height is 44" with inadequate knee space. (stated clip board available as work surface; 38" max verbal interaction) Federal Guideline: 226.1, 902.2 | | |
| 8b-1 | <i>Reception Doorway (Note: Door is usually propped open)</i> | | |
| | <i>Replace Door Hardware</i> | Low | \$300 |
| | Notes: Knobs require grasping and twisting. Federal Guideline: 309.4, 402.2.7 | | |
| | <i>Provide Maneuvering Space on Swing Side</i> | Low | TBD |
| | Notes: Wall is located at 3" parallel to doorway (18" min. req'd) Federal Guideline: 404.2.4.1 | | |
| 8b-2 | <i>Hall to Conference Room Doorway (Note: Door is usually propped open)</i> | | |
| | <i>Replace Door Hardware</i> | Low | \$300 |
| | Notes: Knobs require grasping and twisting. Federal Guideline: 309.4, 402.2.7 | | |
| | <i>Remove Threshold</i> | Low | \$120 |
| | Notes: Threshold is 1" (1/4" max; 1/2" bevel req'd) and impacts available clear door height of 79" (80" req'd) Federal Guideline: 404.2.3, 404.2.5 | | |
| | <i>Adjust Door Closer¹</i> | Low | \$450 |
| | Notes: Operating effort is over 5 lb max for interior doors. Federal Guideline: 404.2.9 | | |
| | <i>Provide Maneuvering Space on Swing Side</i> | Low | TBD |
| | Notes: Wall is located at 4" parallel to doorway (18" min. req'd) Federal Guideline: 404.2.4.1 | | |
| | Conference Room | | |
| 18-1 | <i>Provide Wall Signage</i> | Low | \$100 |
| | Notes: None provided. Braille, and Raised Text signage required on latch side of door. Federal Guideline: 703.3 | | |
| | <i>Provide Occupancy Sensor and Alternate Outlet Access</i> | Medium | \$220 |
| | Notes: Electrical switch is at 49 1/2" ht (48" max). Outlets at 13 1/2". Provide mounted power strip within reach range. Federal Guideline: 205.1, 308.2-3 | | |

| Item # | Description | Priority | Estimated Cost |
|--------|---|----------|----------------|
| | <i>Reconfigure Furniture</i> | Medium | \$220 |
| | Notes: Min. 60" turning area is not provided due to furniture obstruction. Federal Guideline: 205.1, 308.2-3 | | |
| 8b-3 | <i>Replace Door Hardware</i> | Low | \$300 |
| | Notes: Knobs require grasping and twisting. Federal Guideline: 309.4, 402.2.7 | | |
| | <i>Women's Restroom</i> | | |
| 16-1 | <i>Replace Wall Signage</i> | Low | \$100 |
| | Notes: Braille is too close to raised text. Federal Guideline: 703.3 | | |
| | <i>Replace Door Signage</i> | Medium | \$100 |
| | Notes: Text only, mounted over 60" max. Pictogram and raised text required on door. Federal Guideline: 703.6, 216.8 | | |
| | <i>Insulate water lines</i> | Medium | \$100 |
| | Notes: Supply lines, valves, and exposed drain pipes are not insulated to protect against contact. Federal Guideline: 606.5 | | |
| | <i>Reposition Towel Dispenser</i> | Medium | \$50 |
| | Notes: Mounted at 69" (15"-48" max). Federal Guideline: 308, 604.7 | | |
| | <i>Reposition Mirror</i> | Medium | \$50 |
| | Notes: Bottom edge of reflecting surface is at 49" ht. (40" max.) Federal Guideline: 603.3 | | |
| | <i>Provide Occupancy Sensor</i> | Medium | \$220 |
| | Notes: Electrical switch is at 50 1/2" ht (48" max). Federal Guideline: 205.1, 308.2-3 | | |
| | <i>Reconfigure Restroom Fixture Layout</i> | Low | \$1,500 |
| | Notes: Sink obstructs req'd 60" clear width at toilet. Federal Guideline: 604.3 | | |
| | <i>Reposition and Replace Grab Bars</i> | High | \$1,000 |
| | Notes: Reposition side grab bar (mounted low and too close to rear wall). Replace 26" rear grab bar (36" min.) Federal Guideline: 604.5.2, 609.4 | | |
| 8b-4 | <i>Replace Door Hardware</i> | Low | \$300 |
| | Notes: Knobs require grasping and twisting. Federal Guideline: 309.4, 402.2.7 | | |
| | <i>Men's Restroom</i> | | |
| 16-1 | <i>Replace Wall Signage</i> | Low | \$100 |
| | Notes: Braille is too close to raised text. Federal Guideline: 703.3 | | |

| Item # | Description | Priority | Estimated Cost |
|--------|---|----------|----------------|
| | <i>Replace Door Signage</i> | Medium | \$100 |
| | Notes: Text only, mounted over 60" max. Pictogram and raised text required on door. Federal Guideline: 703.6, 216.8 | | |
| | <i>Insulate water lines</i> | Medium | \$100 |
| | Notes: Supply lines, valves, and exposed drain pipes are not insulated to protect against contact. Federal Guideline: 606.5 | | |
| | <i>Reposition Towel Dispenser</i> | Medium | \$50 |
| | Notes: Mounted at 69" (15"-48" max). Federal Guideline: 308, 604.7 | | |
| | <i>Reposition Mirror</i> | Medium | \$50 |
| | Notes: Bottom edge of reflecting surface is at 50" ht. (40" max.) Federal Guideline: 603.3 | | |
| | <i>Provide Occupancy Sensor</i> | Medium | \$220 |
| | Notes: Electrical switch is at 50 1/2" ht (48" max). Federal Guideline: 205.1, 308.2-3 | | |
| | <i>Reconfigure Restroom Fixture Layout</i> | Low | \$1,500 |
| | Notes: Sink obstructs req'd 60" clear width at toilet. Toilet located 21 1/2" from side wall (16"-18" to centerline req'd). Federal Guideline: 604.2-3 | | |
| | <i>Replace Flush Controls with Auto sensor</i> | Low | \$450 |
| | Notes: Flush controls are located on narrow side of toilet (wide side req'd). Federal Guideline: 308, 603.4 | | |
| | <i>Reposition and Replace Rear Grab Bar</i> | High | \$1,000 |
| | Notes: Replace 26" long rear grab bar (mounted low, 36" min. length) Federal Guideline: 604.5.2, 609.4 | | |
| 8b-5 | <i>Replace Door Hardware</i> | Low | \$300 |
| | Notes: Knobs require grasping and twisting. Federal Guideline: 309.4, 402.2.7 | | |
| | | | |
| | Facility Total: | | \$13,270 |
| | | | |

General Notes: 1. For door closer adjustments, cost shown is to replace in case adjustment cannot alleviate the compliance issue (typical). 2. Electrical switches in offices and common spaces are employee operated. These elements are not included in this summary.

Johnson County Park/Hoosier Horse Park

| Antique Machinery Association | | | |
|-------------------------------|---|----------|----------------|
| Item # | Description | Priority | Estimated Cost |
| | Exterior | | |
| | Parking | | |
| | <i>Provide Van Accessible Space</i> | High | \$1,500 |
| | Notes: Pave and clearly mark 11' accessible stall and 5' access aisle. Provide accessible parking signage, including van tag. Connect to accessible route. Federal Guideline: 208.2, 208.3 | | |
| | Site Furnishings | | |
| 21-1 | <i>Provide Accessible Seating at Bleachers</i> | Medium | \$2,000 |
| | Notes: Total Seating approximately 234. 5 wheelchair spaces required. Provide level 36x48 space with forward approach for each space and include companion seat. Federal Guideline: 221.1, 802.1 | | |
| | <i>Provide Accessible Aisle Seating</i> | Low | \$250 |
| | Notes: None provided. Designate seats equal to 5% of total aisle seats provided and connect to nearest accessible route. Federal Guideline: 221.1, 802.1 | | |
| | Interior | | |
| | Antique Machinery Association | | |
| | <i>Provide access to a minimum of 60% of all public entrances</i> | | See Below |
| | Notes: 2 public entrances provided. 2 must be accessible. Federal Guideline: 206.4, 404 | | |
| 8a-1 | <i>Provide Adjacent Pavement to Meet Finish Floor</i> | High | \$800 |
| | Notes: Step at threshold is 4". (1/4" max; 1/2" beveled) Level maneuvering space not provided. (60" perpendicular; 18" parallel req'd) Federal Guideline: 402.5, 404.2.3-4 | | |
| | <i>Replace Door</i> | Low | \$1,500 |
| | Notes: Door clear height is 79" (80" req'd). Federal Guideline: 404.2.3 | | |
| 8a-2 | <i>Provide Adjacent Pavement to Meet Finish Floor</i> | High | \$800 |
| | Notes: Step at threshold is 4". (1/4" max; 1/2" beveled) Level maneuvering space not provided. (60" perpendicular; 18" parallel req'd) Federal Guideline: 402.5, 404.2.3-4 | | |
| | <i>Replace Door</i> | Low | \$1,500 |
| | Notes: Door clear height is 79" (80" req'd). Federal Guideline: 404.2.3 | | |

| Item # | Description | Priority | Estimated Cost |
|--------------------|---|----------------|----------------|
| | Sawmill Building | | |
| 8a-3 | Provide Adjacent Pavement to Meet Finish Floor | High | \$800 |
| | Notes: Step at threshold is 7 1/2". (1/4" max; 1/2" beveled) Level maneuvering space not provided. (60" perpendicular; 18" parallel req'd) Federal Guideline: 402.5, 404.2.3-4 | | |
| | Antique Machinery Association Subtotal | \$9,150 | |
| Campgrounds | | | |
| Item # | Description | Priority | Estimated Cost |
| | Exterior | | |
| | Parking | | |
| | 58 spaces provided. 1 van space, 2 car spaces required. | | |
| | Provide Accessible Spaces | High | \$4,500 |
| | Notes: Pave and clearly mark one 11' accessible stall and 5' access aisle, as well as two 8' stalls with shared 5' access aisle. Provide accessible parking signage, including van tag. Connect to accessible route. Federal Guideline: 208.2, 208.3 | | |
| | Campsites - South of Showers | | |
| | Reposition water utility hookup | Low | \$500 |
| | Notes: Hook up is 49" high (28"-36" recommended). Federal Guideline: 1011.6 | | |
| | Provide Accessible Route to Shelter | High | \$4,250 |
| | Notes: None provided (gravel floor). Provide accessible route from nearest parking. Federal Guideline: 206.2.2, 403 | | |
| | Accessible Routes | | |
| | Provide Accessible Route to Shower Facility | Medium | \$1,500 |
| | Notes: Gravel Walk provided exceeding allowable slopes. Connect to nearest accessible route. Federal Guideline: 206.2.2, 403 | | |
| 5-1 | Replace Wood Ramp | Medium | \$5,000 |
| | Notes: Running slope is 16.7% (8.33% max). Bottom landing is grass. No edge protection is provided. Handrails do not extend beyond top and bottom of ramp (12" req'd) and exceed allowable perimeter. No return to wall or landing is provided at top or bottom. Wood may present slip hazard when wet. Federal Guideline: 303, 405.2, 405.7.3, 405.9, 505 | | |
| | Protect Protruding Objects | Low | \$50 |
| | Notes: AC unit protrudes more than 4" max. between 27" and 80" high. Provide cane detectable element below or reposition. Federal Guideline: 307.2 | | |

| Item # | Description | Priority | Estimated Cost |
|--------|--|----------|----------------|
| 24-1,2 | <i>Provide Accessible Route to Basketball Court & Horseshoe Pits</i> | Medium | \$1,750 |
| | Notes: None Provided. Connect to nearest accessible route. Federal Guideline: 206.2.2, 403 | | |
| | Site Furnishings | | |
| | <i>At least 20% of each item below are required to be accessible, including connection to accessible route.</i> | | |
| | <i>Provide Accessible Picnic Tables</i> | Low | TBD |
| | Notes: Picnic tables were in storage and not available for evaluation. Confirm dimensional requirements and locate on accessible route with clearance around table. Federal Guideline: 1011.2 | | |
| | <i>Provide Accessible Trash Receptacles</i> | Low | \$500 |
| | Notes: Trash receptacles are not on an accessible route Federal Guideline: 1011.2 | | |
| | <i>Provide Accessible Water Sources</i> | Low | \$500 |
| | Notes: Twist type controls are provided at 48" ht (Recommended 28"-36"). Accessible route is not provided. Federal Guideline: 206.2.2, 403, 1011.2, 902, 306.3 | | |
| | Playground | | |
| 25-1 | <i>Provide Accessible Route</i> | Medium | \$1,850 |
| | Notes: None Provided. Connect to nearest accessible route. Federal Guideline: 206.2.2, 403 | | |
| | <i>Provide Accessible Route within Play Areas</i> | Medium | \$15,000 |
| | Notes: None Provided. Accessible route should include at least one of each type for ground level play equipment (60" width), transfer elements, and at least 50% of elevated play equipment (36" width). Provide firm, stable, slip resistant surface meeting CPSC requirements for fall protection. Mostly turf provided. Cost shown includes estimated route only, not surfacing of entire play area. Federal Guideline: 206.2.2, 403.3 | | |
| | <i>Provide Transfer Elements at Main Structure</i> | Medium | \$1,500 |
| | Notes: Transfer steps and platform provided do not meet dimensional requirements. Federal Guideline: 1008.3 | | |
| | Interior | | |
| | Women's Restrooms/showers | | |
| 15-1 | <i>Reposition Mirror</i> | Low | \$50 |
| | Notes: Bottom edge of reflecting surface is at 57" ht. (40" max.) Federal Guideline: 603.3 | | |
| | <i>Provide Alternate Outlet Access</i> | Low | \$50 |
| | Notes: Outlet mounted at 47" ht, but requires reach over sink (44" max). Mount power strip within reach range. Federal Guideline: 205.1, 308.2-3 | | |

| Item # | Description | Priority | Estimated Cost |
|--------|---|----------|----------------|
| | <i>Reposition Toilet and Provide Auto Flush Sensor</i> | Low | \$1,165 |
| | Notes: Located 27" from side wall (16"-18" max.) Flush controls located on narrow side. Federal Guideline: 604.2 | | |
| | <i>Reposition Toilet Paper Dispenser</i> | Low | \$50 |
| | Notes: Dispenser mounted in line with front of toilet (7"-9" to centerline req'd). Federal Guideline: 604.7 | | |
| | <i>Reposition Side Grab Bar and Provide Rear Grab Bar</i> | Low | \$1,000 |
| | Notes: Side grab bar extends 52" from rear wall (54" min req'd). Rear grab bar is not provided. Federal Guideline: 604.5, 609.3-4 | | |
| | <i>Provide Side Toe Clearance at Toilet Stall</i> | Low | \$1,500 |
| | Notes: Block wall extends to floor. 9" high and 6" deep clear req'd beyond partitions. Reconfigure wall. Federal Guideline: 604.8.1.4 | | |
| 17-1 | <i>Replace Shower Controls and Shower Head</i> | Low | \$500 |
| | Notes: Faucet controls are mounted below req'd grab bar height. Shower hose is 56" (59" req'd). Shower head does not have separate on/off control from faucet. Federal Guideline: 608.5, 608.6 | | |
| | <i>Provide Grab Bars in Shower</i> | High | \$1,000 |
| | Notes: None provided. Back and sidewall req'd. Federal Guideline: 609.2-3 | | |
| 8b-1 | <i>Provide Wall Signage at Door to Showers</i> | Medium | \$100 |
| | Notes: None provided. Braille, and Raised Text signage required on latch side of door. Federal Guideline: 703.6, 216.8 | | |
| | Men's Restrooms/Showers | | |
| 15-1 | <i>Replace Wall Signage</i> | Medium | \$100 |
| | of two signs is mounted over 60" max. Federal Guideline: 703.3 | | |
| | <i>Reposition Mirror</i> | Low | \$50 |
| | Notes: Bottom edge of reflecting surface is at 56 1/2" ht. (40" max.) Federal Guideline: 603.3 | | |
| | <i>Provide Alternate Outlet Access</i> | Low | \$50 |
| | Notes: Outlet mounted at 47" ht, but requires reach over sink (44" max). Mount power strip within reach range. Federal Guideline: 205.1, 308.2-3 | | |
| | <i>Reposition Urinal</i> | Low | \$450 |
| | Notes: Top of lip is 19" high. (17" max. ht) Federal Guideline: 605.2-4 | | |

| Item # | Description | Priority | Estimated Cost |
|--------|---|-----------------|----------------|
| | <i>Reposition Toilet and Provide Auto Flush Sensor</i> | Low | \$1,165 |
| | Notes: Located 27" from side wall (16"-18" max.) Flush controls located on narrow side. Federal Guideline: 604.2 | | |
| | <i>Reposition Toilet Paper Dispenser</i> | Low | \$50 |
| | Notes: Dispenser mounted in line with front of toilet (7"-9" to centerline req'd). Federal Guideline: 604.7 | | |
| | <i>Reposition Side Grab Bar and Provide Rear Grab Bar</i> | Low | \$1,000 |
| | Notes: Side grab bar extends 52" from rear wall (54" min req'd). Rear grab bar is not provided. Federal Guideline: 604.5, 609.3-4 | | |
| | <i>Provide Side Toe Clearance at Toilet Stall</i> | Low | \$1,500 |
| | Notes: Block wall extends to floor. 9" high and 6" deep clear req'd beyond partitions. Reconfigure wall. Federal Guideline: 604.8.1.4 | | |
| 17-2 | <i>Replace Shower Controls, Seat, and Shower Head</i> | Low | \$1,200 |
| | Notes: Faucet controls are mounted below req'd grab bar height. Shower hose is 56" (59" req'd). Shower head does not have separate on/off control from faucet. Seat does not extend fully within 3" of compartment entry. Federal Guideline: 608.5, 608.6, 610.3 | | |
| | <i>Provide Grab Bars in Shower</i> | High | \$1,000 |
| | Notes: None provided. Back and sidewall req'd. Federal Guideline: 609.2-3 | | |
| 8b-2 | <i>Provide Wall Signage at Door to Showers</i> | Medium | \$100 |
| | Notes: None provided. Braille, and Raised Text signage required on latch side of door. Federal Guideline: 703.6, 216.8 | | |
| | Campgrounds Subtotal | \$48,980 | |
| | | | |

| Item # | Description | Priority | Estimated Cost |
|--|--|----------|----------------|
| Columbus Area Model Railroad Club | | | |
| Item # | Description | Priority | Estimated Cost |
| | Exterior | | |
| 1-1 | Parking Lot | | |
| | 11 spaces provided. 1 van space required. | | |
| | Provide Van Accessible Space | High | \$1,500 |
| | Notes: Pave and clearly mark 11' accessible stall and 5' access aisle. Provide accessible parking signage, including van tag. Connect to accessible route. Federal Guideline: 208.2, 208.3 | | |
| | Accessible Routes | | |
| 5-1 | Wood Ramp | | |
| | Provide Bottom Landing, Handrails, Slip-resistant Surface and Edge Protection | Medium | \$1,750 |
| | Notes: Bottom landing is gravel. No edge protection is provided. Handrails exceeds allowable perimeter, has sharp spots, are mounted too low, do not extend beyond top and bottom of ramp (12" req'd). No return to wall or landing is provided at top or bottom. Wood may present slip hazard when wet. Federal Guideline: 303, 405.2, 405.7.3, 405.9, 505 | | |
| 6-1 | East Stair | | |
| | Provide Bottom Landing and Handrails | Low | \$800 |
| | Notes: Handrail provided one side only and do not provide extensions at top or bottom (12" beyond top; 1 tread width beyond bottom) Bottom Landing is gravel. Federal Guideline: 304.2, 505.4-10 | | |
| 6-2 | West Stair | | |
| | Provide Bottom Landing and Handrails | Low | \$800 |
| | Notes: Handrails exceed allowable perimeter and do not provide extensions at top or bottom (12" beyond top; 1 tread width beyond bottom) Bottom Landing is gravel and lawn. Federal Guideline: 304.2, 505.4-10 | | |
| | Site Furnishings | | |
| | At least 20% of each item below are required to be accessible, including connection to accessible route. | | |
| | Provide Accessible Picnic Table Areas | Medium | \$750 |
| | Notes: Tables present have compliant dimensions. Locate portion of picnic tables on an accessible route and provide firm, stable and slip resistant clear space around tables. Federal Guideline: 206.2.2, 403, 1011.2, 902, 306.3 | | |

| Item # | Description | Priority | Estimated Cost |
|-----------|---|----------------|----------------|
| | <i>Provide Accessible Bench</i> | Low | \$1,200 |
| | Notes: Bench does not meet dimensional requirements or provide an adjacent wheelchair space, and is not located on accessible route. Federal Guideline: 206.2.2, 403, 1011.2, 902, 306.3 | | |
| | Interior | | |
| | Exterior Entrances | | |
| | <i>Provide access to a minimum of 60% of all public entrances</i> | | See Below |
| | Notes: 2 public entrances provided. 2 must be accessible. Federal Guideline: 206.4, 404 | | |
| 8a-1 | <i>Replace Threshold</i> | Medium | \$175 |
| East Door | Notes: Threshold is 1 1/2". (1/4" max; 1/2" beveled) Federal Guideline: 402.5, 404.2.3 | | |
| 8a-2 | <i>Replace Threshold</i> | Medium | \$175 |
| West Door | Notes: Threshold is 2". (1/4" max; 1/2" beveled) Door clear height is 79" (80" req'd) Federal Guideline: 402.5, 404.2.3 | | |
| | Main Room | | |
| | <i>Provide means of egress signage</i> | High | \$200 |
| | Notes: None provided. Federal Guideline: | | |
| 18-1 | <i>Reposition Light Switch and Provide Alternate Outlet Access</i> | Low | \$220 |
| Main Room | Notes: Electrical switch is at 57" ht (48" max). Outlets are at 13" ht and are blocked by displays. Provide mounted power strip within reach range. Federal Guideline: 205.1, 308.2-3 | | |
| 35-1 | <i>Kitchenette</i> | | |
| | <i>Provide Clearance</i> | Low | \$0 |
| | Notes: Relocate table to allow for clearances at sink, work surfaces, and appliances. Federal Guideline: 212, 804.2 | | |
| | <i>Provide Accessible Sink</i> | Low | \$1,300 |
| | Notes: Kitchen sink rim is 37" high. (34" max). Inadequate knee space and clear space for forward approach is provided. Faucet controls require twisting and grasping. Federal Guideline: 212.3, 306.3, 309, 606.2 | | |
| | <i>Reposition Light Switch</i> | Low | \$220 |
| | Notes: Electrical switch is at 51" ht (48" max). Federal Guideline: 205.1, 308.2-3 | | |
| | Columbus Area Model Railroad Club Subtotal | \$9,090 | |

| Item # | Description | Priority | Estimated Cost |
|-------------------------|---|------------|----------------|
| Dianne's Kitchen | | | |
| Item # | Description | Priority | Estimated Cost |
| | Dianne's Kitchen is leased by the County to a private party. This facility was evaluated for site only as interior spaces are tenant occupied. | | |
| | Exterior | | |
| | Parking Lot | | |
| | <i>Shared parking with Dunn Arena - See below.</i> | | |
| | Accessible Routes | | |
| | Replace Grate at Entry Door | High | \$150 |
| | Notes: Grating has opening over 1/2" wide max. Replace with grate meeting opening requirements and flush with adjacent pavements. Federal Guideline: 403.2, 302.3 | | |
| | Dianne's Kitchen Subtotal | \$0 | |
| | | | |

| Item # | Description | Priority | Estimated Cost |
|-------------------|--|----------|----------------|
| Dunn Arena | | | |
| Item # | Description | Priority | Estimated Cost |
| | Exterior | | |
| 1-1 | Parking Lot | | |
| | Approx. 70 spaces provided, including 3 designated as accessible. 1 van space and 2 car spaces required. | | |
| | Remark Spaces and Provide Signage | Low | \$350 |
| | Notes: Markings are very faded. Clearly mark accessible stalls and access aisles. Signage only provided at one space. Provide accessible parking signage at all spaces, including van tag at appropriate location. Pavement is deteriorating. Consider replacing pavement at spaces and accessible route. Cost not included at right. Federal Guideline: 206.2.1, 403.5, 502.3, 502.6 | | |
| | Interior | | |
| | Exterior Entrances | | |
| | Provide access to a minimum of 60% of all public entrances | | See Below |
| | Notes: 3 public entrances provided. 2 must be accessible. Recommend making SE Door and NE Door accessible. Federal Guideline: 206.4, 404 | | |
| | Provide Directional Signage at Non-Accessible Entrances | High | \$100 |
| | Notes: None provided. Federal Guideline: | | |
| 8a-1 | Provide Adjacent Pavement to Meet Finish Floor | High | \$1,200 |
| SE Door | Notes: Step at threshold is 3 1/2". (1/4" max; 1/2" beveled) Level maneuvering space not provided. (60" perpendicular; 18" parallel req'd) Federal Guideline: 402.5, 404.2.3-4 | | |
| 8a-2 | Provide Adjacent Pavement to Meet Finish Floor | N/A | N/A |
| East Door | Notes: Step at threshold is 3 1/2". (1/4" max; 1/2" beveled) Level maneuvering space not provided. (60" perpendicular; 18" parallel req'd) Federal Guideline: 402.5, 404.2.3-4 | | |
| 8a-3 | Replace Double Door | Low | \$1,500 |
| NE Doors | Notes: Door clear width is 30" (32" min req'd on min. 1 leaf of double doors. Federal Guideline: 404.2.3 | | |
| | Adjust Door Closer ¹ | High | \$350 |
| | Notes: Closing speed is less than 5 sec. min. Federal Guideline: 404.2.9 | | |
| | Dunn Arena | | |
| | Provide means of egress signage | High | \$200 |
| | Notes: None provided. Federal Guideline: | | |

| Item # | Description | Priority | Estimated Cost |
|--------|---|----------|----------------|
| | <i>Reposition Light Switches and Provide Alternate Outlet Access</i> | Low | \$220 |
| | Notes: Electrical switches and outlets are at 53"-70" ht (48" max). Provide a mounted power strip within reach range. Federal Guideline: 205.1, 308.2-3 | | |
| | <i>Restroom Foyer</i> | | |
| 8b-1 | <i>Provide Maneuvering Space on Both Sides of Double Door Between Arena and Restroom Foyer</i> | Low | \$2,500 |
| | Notes: Level maneuvering space not provided. Concrete ramps down immediately on each side of door up to 5.3%. (60" perpendicular; 18" parallel level req'd) Federal Guideline: 404.2.4 | | |
| | <i>Adjust Door Closer¹</i> | High | \$350 |
| | Notes: Closing speed is less than 5 sec. min. Federal Guideline: 404.2.9 | | |
| | <i>Replace Door Hardware</i> | Low | \$300 |
| | Notes: Hardware requires grasping and twisting. Federal Guideline: 309.4, 402.2.7 | | |
| | <i>Women's Restrooms/Showers</i> | | |
| 15-1 | <i>Provide Wall Signage</i> | Medium | \$100 |
| | Notes: None provided. Pictogram, ISA, Braille, and Raised Text signage required on latch side of door. Federal Guideline: 703.6, 216.8 | | |
| | <i>Replace Door Signage</i> | Low | \$100 |
| | Notes: Visual only provided. Provide sign with pictogram and raised text. Federal Guideline: 703.6, 216.8 | | |
| | <i>Insulate water lines</i> | Medium | \$100 |
| | Notes: Supply lines, valves, and exposed drain pipes are not insulated to protect against contact. Federal Guideline: 606.5 | | |
| | <i>Reposition Mirror</i> | Low | \$50 |
| | Notes: Bottom edge of reflecting surface is at 49" ht. (40" max.) Federal Guideline: 603.3 | | |
| | <i>Replace Hardware and Handles on Stall Door</i> | Low | \$150 |
| | Notes: Screen door type latches provided with no handles. Federal Guideline: 213.3, 604.8.2, 404.2.7, 309.4 | | |
| | <i>Reconfigure Block Partition Wall and Provide Grab Bars</i> | Medium | \$3,500 |
| | Notes: Stall width is 44" (60" min). Insufficient grab bars are provided. Toe clearance is not provided at side of partition. Federal Guideline: 604.3, 604.4, 604.5, 609.3-4 | | |
| | <i>Reposition Coat Hooks</i> | Low | \$50 |
| | Notes: Coat hooks are mounted 60" high (15"-48" max). Federal Guideline: 308, 603.4 | | |

| Item # | Description | Priority | Estimated Cost |
|--------|---|----------|----------------|
| 17-1 | <i>Provide Accessible Shower Stall</i> | Low | \$2,500 |
| | Notes: Special access equipment not provided. Compartment dimensions are 40"x48" (30" w x 60" deep min). Replace with unit of sufficient size with grab bars, removable shower head with flexible hose, and compliant seat. Federal Guideline: 608.3.2, 608.6, 609.2-609.8 | | |
| 8b-2 | <i>Adjust Door Closer¹</i> | High | \$350 |
| | Notes: Closing speed is less than 5 sec. min. Operating effort is 10 lb (5 lb max for interior doors). Federal Guideline: 404.2.9 | | |
| | <i>Replace Door Hardware</i> | Low | \$300 |
| | Notes: Hardware requires grasping and twisting. Federal Guideline: 309.4, 402.2.7 | | |
| | <i>Men's Restrooms/Shower</i> | | |
| 15-1 | <i>Provide Wall Signage</i> | Medium | \$100 |
| | Notes: None provided. Pictogram, ISA, Braille, and Raised Text signage required on latch side of door. Federal Guideline: 703.6, 216.8 | | |
| | <i>Replace Door Signage</i> | Low | \$100 |
| | Notes: Visual only provided. Provide sign with pictogram and raised text. Federal Guideline: 703.6, 216.8 | | |
| | <i>Insulate water lines</i> | Medium | \$100 |
| | Notes: Supply lines, valves, and exposed drain pipes are not insulated to protect against contact. Federal Guideline: 606.5 | | |
| | <i>Reposition Mirror</i> | Low | \$50 |
| | Notes: Bottom edge of reflecting surface is at 55" ht. (40" max.) Federal Guideline: 603.3 | | |
| | <i>Protect Protruding Objects</i> | Low | \$100 |
| | Notes: Counter corner protrudes 9" at 35" ht. (4" max. between 27" and 80" high) Provide cane detectable leg. Federal Guideline: 307.2 | | |
| | <i>Reposition Urinal & Flush Controls</i> | Low | \$450 |
| | Notes: Top of lip is 24" high. (17" max. ht) Flush controls located at 53" ht (48" max). Federal Guideline: 605.2-4 | | |
| | <i>Replace Hardware and Handles on Stall Door</i> | Low | \$150 |
| | Notes: Screen door type latches provided with no handles. Federal Guideline: 213.3, 604.8.2, 404.2.7, 309.4 | | |

| Item # | Description | Priority | Estimated Cost |
|--------|---|-----------------|----------------|
| | <i>Reconfigure Block Partition Wall, Reposition Toilet, Provide Grab Bars and Auto Flush Sensor</i> | Medium | \$3,500 |
| | Notes: Stall width is 34" (60" min). Toilet is located 25" from wall (16"-18" max). Flush controls require over 5 lb operating effort. Insufficient grab bars are provided. Toe clearance is not provided at side of partition. Federal Guideline: 604.2, 604.3, 604.4, 604.5, 609.3-4 | | |
| | <i>Reposition Coat Hooks</i> | Low | \$50 |
| | Notes: Coat hooks are mounted 61" high (15"-48" max). Federal Guideline: 308, 603.4 | | |
| 17-2 | <i>Provide Accessible Shower Stall</i> | Low | \$2,500 |
| | Notes: Special access equipment not provided. Compartment dimensions are 40"x48" (30" w x 60" deep min). Replace with unit of sufficient size with grab bars, removable shower head with flexible hose, and compliant seat. Federal Guideline: 608.3.2, 608.6, 609.2-609.8 | | |
| 8b-3 | <i>Adjust Door Closer¹</i> | High | \$350 |
| | Notes: Closing speed is less than 5 sec. min. Operating effort is 10 lb (5 lb max for interior doors). Federal Guideline: 404.2.9 | | |
| | <i>Replace Door Hardware</i> | Low | \$300 |
| | Notes: Hardware requires grasping and twisting. Federal Guideline: 309.4, 402.2.7 | | |
| | Dunn Arena Subtotal | \$21,670 | |
| | | | |

| Item # | Description | Priority | Estimated Cost |
|---------------------|---|----------|----------------|
| Flying Field | | | |
| Item # | Description | Priority | Estimated Cost |
| | Exterior | | |
| 1-1 | Parking Lot | | |
| | 15 spaces provided. 1 van space required. | | |
| | Provide Van Accessible Space | High | \$1,500 |
| | Notes: Pave and clearly mark 11' accessible stall and 5' access aisle. Provide accessible parking signage, including van tag. Connect to accessible route. Federal Guideline: 208.2, 208.3 | | |
| | Accessible Routes | | |
| | Provide Accessible Route | Medium | |
| | Notes: None Provided. Connect restrooms, bleachers, shelter and other activity areas to accessible parking. Federal Guideline: 206.2.2, 403 | | |
| | Replace Ramps at Men's and Women's Restroom Entries with Slaped Sidewalks | Medium | \$1,800 |
| | Site Furnishings | | |
| 21-1 | Provide Accessible Seating at Bleachers | Medium | \$800 |
| | Notes: Total Seating approximately 50. 2 wheelchair spaces required. Provide level 36x48 space with forward approach for each space and include companion seat. Federal Guideline: 221.1, 802.1 | | |
| | Provide Accessible Aisle Seating | Low | \$900 |
| | Notes: None provided. Designate seats equal to 5% of total aisle seats provided and connect to nearest accessible route. Federal Guideline: 221.1, 802.1 | | |
| 22-1 | Provide Accessible Route to Picnic Tables | Low | \$2,400 |
| | Notes: Provided tables have compliant dimensions, but are not located on accessible route. At least 20% are required to be accessible, including connection to accessible route and clear ground space on all sides. Federal Guideline: 206.2.2, 403, 1011.2, 902, 306.3 | | |
| | Provide Accessible Bench | Low | \$1,200 |
| | Notes: Provided benches do not have compliant dimensions, connection to accessible route or adjacent clear space (level, 30"x48"). At least 20% are required to be accessible, including connection to accessible route. Federal Guideline: 903.2-903.5, 1011.2 | | |
| | Boyd Helstrom Flying Field Shelter | | |
| | Provide Alternate Outlet Access | Medium | \$220 |
| | Notes: Outlets are at 62" ht. Provide mounted power strip within reach range. Federal Guideline: 205.1, 308.2-3 | | |

| Item # | Description | Priority | Estimated Cost |
|--------|--|----------|----------------|
| | <i>Note: Trace Field building is members only and was not included in evaluation.</i> | | |
| | Interior | | |
| | Women's Restroom | | |
| 15-1 | <i>Provide Wall Signage</i> | Medium | \$100 |
| | Notes: None provided. Pictogram, ISA, Braille, and Raised Text signage required on latch side of door. Federal Guideline: 703.6, 216.8 | | |
| | <i>Replace Door Signage</i> | Low | \$100 |
| | Notes: Visual only provided. Provide sign with pictogram and raised text. Federal Guideline: 703.6, 216.8 | | |
| | <i>Insulate water lines</i> | Medium | \$100 |
| | Notes: Supply lines, valves, and exposed drain pipes are not insulated to protect against contact. Federal Guideline: 606.5 | | |
| | <i>Replace Faucet Controls</i> | Medium | \$350 |
| | Notes: Controls requires twisting and grasping. Federal Guideline: 309, 606.4 | | |
| | <i>Reposition Towel Dispenser</i> | Medium | \$70 |
| | Notes: Towel dispenser is 71" high (48" max) Federal Guideline: 308, 604.7 | | |
| | <i>Reposition Mirror</i> | Low | \$50 |
| | Notes: Bottom edge of reflecting surface is at 50" ht. (40" max.) Federal Guideline: 603.3 | | |
| | <i>Reconfigure Partition, Reposition Toilet, Provide Grab Bars and Auto Flush Sensor and Replace Toilet Seat</i> | Medium | \$3,500 |
| | Notes: Stall width is 50" (60" min). Toilet is located 29" from wall (16"-18" max). Flush controls are located on narrow side of toilet. Toilet seat is 16" ht. No grab bars are provided. Federal Guideline: 604.2, 604.3, 604.4, 604.5, 609.3-4 | | |
| | <i>Reposition Toilet Paper Dispenser</i> | Low | \$70 |
| | Notes: Dispenser mounted 4" in front of toilet (7"-9" to centerline req'd). Federal Guideline: 604.7 | | |
| 8a-1 | <i>Replace Door Hardware</i> | Low | \$300 |
| | Notes: Hardware requires grasping and twisting. Federal Guideline: 309.4, 402.2.7 | | |
| | <i>Remove Threshold</i> | Low | \$50 |
| | Notes: Threshold is 1 1/2". (1/4" max; 1/2" beveled) Federal Guideline: 404.2.5 | | |

| Item # | Description | Priority | Estimated Cost |
|--------|---|-----------------|----------------|
| | Men's Restroom | | |
| 15-2 | Provide Wall Signage | Medium | \$100 |
| | Notes: None provided. Pictogram, ISA, Braille, and Raised Text signage required on latch side of door. Federal Guideline: 703.6, 216.8 | | |
| | Replace Door Signage | Low | \$100 |
| | Notes: Visual only provided. Provide sign with pictogram and raised text. Federal Guideline: 703.6, 216.8 | | |
| | Insulate water lines | Medium | \$100 |
| | Notes: Supply lines, valves, and exposed drain pipes are not insulated to protect against contact. Federal Guideline: 606.5 | | |
| | Replace Faucet Controls | Medium | \$350 |
| | Notes: Controls requires twisting and grasping. Federal Guideline: 309, 606.4 | | |
| | Reposition Towel Dispenser | Medium | \$70 |
| | Notes: Towel dispenser is 69" high (48" max) Federal Guideline: 308, 604.7 | | |
| | Reposition Mirror | Low | \$50 |
| | Notes: Bottom edge of reflecting surface is at 50" ht. (40" max.) Federal Guideline: 603.3 | | |
| | Provide Occupancy Sensor | Low | \$220 |
| | Notes: Electrical switch is at 49" ht (48" max). Federal Guideline: 205.1, 308.2-3 | | |
| | Reconfigure Partition, Reposition Toilet, Provide Grab Bars and Replace Toilet Seat | Medium | \$3,000 |
| | Notes: Stall width is 50" (60" min). Toilet is located 29" from wall (16"-18" max). Toilet seat is 16" ht. No grab bars are provided. Federal Guideline: 604.2, 604.3, 604.4, 604.5, 609.3-4 | | |
| | Reposition Toilet Paper Dispenser | Low | \$70 |
| | Notes: Dispenser mounted 4" in front of toilet (7"-9" to centerline req'd). Federal Guideline: 604.7 | | |
| | Urinal provided is not compliant, but is not required per scoping requirements of 213.3.3. | N/A | N/A |
| 8a-2 | Replace Door Hardware | Low | \$300 |
| | Notes: Hardware requires grasping and twisting. Federal Guideline: 309.4, 402.2.7 | | |
| | Remove Threshold | Low | \$50 |
| | Notes: Threshold is 1 1/2". (1/4" max; 1/2" beveled) Federal Guideline: 404.2.5 | | |
| | Flying Field Subtotal | \$17,920 | |

| Item # | Description | Priority | Estimated Cost |
|--------|-------------|----------|----------------|
| | | | |

| Item # | Description | Priority | Estimated Cost |
|--------------------------------|--|----------|----------------|
| Fred Lorenz Scout Lodge | | | |
| Item # | Description | Priority | Estimated Cost |
| 1-1 | Parking Lot | | |
| | 12 spaces provided. 1 van space required. | | |
| | Provide Van Accessible Space | Low | \$1,500 |
| | Notes: Pave and clearly mark 11' accessible stall and 5' access aisle. Provide accessible parking signage, including van tag. Connect to accessible route. Federal Guideline: 208.2, 208.3 | | |
| | Replace Concrete Ramp (Field Verify) | Low | \$1,500 |
| | Notes: Data not provided on slope of concrete ramp. Reconfigure as needed to achieve <5% running slope, or provide handrails and landings. Federal Guideline: 208.2, 208.3 | | |
| | Exterior | | |
| | Shelters and Chapel | | |
| | Provide Accessible Route to both Shelters | High | \$1,200 |
| | Notes: None provided (gravel and grass). Provide accessible route from nearest parking. Cost given for asphalt path. Federal Guideline: 206.2.2, 403 | | |
| 21-1 | Provide Accessible Seating at Chapel | Medium | \$700 |
| | Notes: Total Seating approximately 136. 4 wheelchair spaces required. Provide level 36x48 space with forward approach for each space and include companion seat. Connect to nearest accessible route. Federal Guideline: 221.1, 802.1 | | |
| | Provide Accessible Aisle Seating at Chapel | Low | \$250 |
| | Notes: None provided. Designate seats equal to 5% of total aisle seats provided and connect to nearest accessible route. Federal Guideline: 221.1, 802.1 | | |
| | Interior | | |
| | Exterior Entrances | | |
| | Provide access to a minimum of 60% of all public entrances | | See Below |
| | Notes: 2 public entrances provided. 2 must be accessible. Federal Guideline: 206.4, 404 | | |
| 8a-1 | Front Door | | |
| | Replace Door Hardware | Low | \$300 |
| | Notes: Hardware requires grasping and twisting. Federal Guideline: 309.4, 402.2.7 | | |
| 8a-2 | Back Door | | |
| | Replace Threshold | Medium | \$175 |
| | Notes: Threshold is 3/4". (1/4" max; 1/2" beveled). Federal Guideline: 404.2.5 | | |
| | Replace Door Hardware | Low | \$300 |
| | Notes: Hardware requires grasping and twisting. | | |

| Item # | Description | Priority | Estimated Cost |
|--------|-----------------------------------|----------|----------------|
| | Federal Guideline: 309.4, 402.2.7 | | |

| Item # | Description | Priority | Estimated Cost |
|--------|---|----------|----------------|
| 18-1 | Main Room | | |
| | <i>Provide means of egress signage</i> | High | \$200 |
| | Notes: None provided. Federal Guideline: | | |
| | <i>Reposition Light Switches</i> | Low | \$220 |
| | Notes: Electrical switches are at 55" ht (48" max). Federal Guideline: 205.1, 308.2-3 | | |
| 35-1 | Kitchenette | | |
| | <i>Provide Accessible Work Surface</i> | Low | \$600 |
| | Notes: Work surface is 35" high (28"-34"max). No knee space provided. Federal Guideline: 306, 804.3 | | |
| | <i>Provide Accessible Sink</i> | Low | \$1,300 |
| | Notes: Kitchen sink rim is 35" high. (34" max). Inadequate knee space and clear space for forward approach is provided. Faucet controls require twisting and grasping. Federal Guideline: 212.3, 306.3, 309, 606.2 | | |
| | Unisex Restroom | | |
| 16-1 | <i>Provide Wall Signage</i> | Medium | \$100 |
| | Notes: None provided. Pictogram, ISA, Braille, and Raised Text signage required on latch side of door. Federal Guideline: 703.6, 216.8 | | |
| | <i>Replace Door Signage</i> | Low | \$100 |
| | Notes: Pictogram field is less than 6" min. req'd and has no raised text. Federal Guideline: 703.6, 216.8 | | |
| | <i>Reposition or Replace Lavatory</i> | Low | \$600 |
| | Notes: Depth of knee space is obstructed at 5" by pipes. Raise sink such that top does not exceed 34" to achieve 8" min from front edge. Federal Guideline: 606.2, 306.3 | | |
| | <i>Insulate water lines</i> | Medium | \$100 |
| | Notes: Supply lines, valves, and exposed drain pipes are not insulated to protect against contact. Federal Guideline: 606.5 | | |
| | <i>Replace Faucet Controls</i> | Low | \$350 |
| | Notes: Controls requires twisting and grasping. Federal Guideline: 309, 606.4 | | |
| | <i>Reposition Towel Dispenser</i> | Low | \$70 |
| | Notes: Towel dispenser is 53" high (48" max) Federal Guideline: 308, 604.7 | | |
| | <i>Provide Occupancy Sensor</i> | Low | \$220 |
| | Notes: Electrical switch is at 53" ht (48" max). Federal Guideline: 205.1, 308.2-3 | | |

| Item # | Description | Priority | Estimated Cost |
|--------|---|-----------------|----------------|
| | <i>Reposition Toilet Paper Dispenser</i> | Low | \$70 |
| | Notes: Dispenser mounted 2" in front of toilet (7"-9" to centerline req'd). Federal Guideline: 604.7 | | |
| | <i>Provide Grab Bars</i> | High | \$1,000 |
| | Notes: None provided. Side and rear required. Federal Guideline: 604.5 | | |
| 8b-1 | <i>Replace Door Hardware</i> | Low | \$300 |
| | Notes: Hardware requires grasping and twisting. Federal Guideline: 309.4, 402.2.7 | | |
| | <i>Adjust Door Closer¹</i> | High | \$350 |
| | Notes: Operating effort is 20 lb (5 lb max for interior doors). Federal Guideline: 404.2.9 | | |
| | <i>Unisex Shower</i> | | |
| 17-1 | <i>Provide Wall Signage</i> | Medium | \$100 |
| | Notes: None provided. Pictogram, ISA, Braille, and Raised Text signage required on latch side of door. Federal Guideline: 703.6, 216.8 | | |
| | <i>Reposition or Replace Lavatory</i> | Low | \$600 |
| | Notes: Depth of knee space is obstructed at 5" by pipes. Raise sink such that top does not exceed 34" to achieve 8" min from front edge. Federal Guideline: 606.2, 306.3 | | |
| | <i>Insulate water lines</i> | Medium | \$100 |
| | Notes: Supply lines, valves, and exposed drain pipes are not insulated to protect against contact. Federal Guideline: 606.5 | | |
| | <i>Replace Faucet Controls</i> | Low | \$350 |
| | Notes: Controls requires twisting and grasping. Federal Guideline: 309, 606.4 | | |
| | <i>Provide Accessible Shower Stall</i> | Low | \$2,500 |
| | Notes: Special access equipment provided does not meet requirements. 9" step at entry to shower. No seat provided. Compartment dimensions are 32" square (30" w x 60" deep min). Replace with unit of sufficient size with grab bars, removable shower head with flexible hose, and compliant seat. Federal Guideline: 608.3.2, 608.6, 609.2-609.8 | | |
| 8b-2 | <i>Replace Door Hardware</i> | Low | \$300 |
| | Notes: Hardware requires grasping and twisting. Federal Guideline: 309.4, 402.2.7 | | |
| | Fred Lorenz Scout Lodge Subtotal | \$15,455 | |

| Item # | Description | Priority | Estimated Cost |
|---|--|----------|----------------|
| Indiana Live Steamers and McLain Cabin Station | | | |
| Item # | Description | Priority | Estimated Cost |
| | Exterior | | |
| | Parking Lot - Station and Cabin | | |
| 1-1 | 11 spaces provided. 1 van space required. | | |
| | Provide Van Accessible Space | High | \$1,500 |
| | Notes: Existing spaces are not marked. Slope is 5% (2% max all directions). Regrade, repave and mark 11' accessible stall and 5' access aisle. Provide accessible parking signage, including van tag. Federal Guideline: 208.2, 208.3 | | |
| | Parking Lot - Steamers Warehouse | | |
| 1-1 | 5 spaces provided. 1 van space required. | | |
| | Provide Van Accessible Space | High | \$1,500 |
| | Notes: Pave and mark 11' accessible stall and 5' access aisle. Provide accessible parking signage, including van tag. Federal Guideline: 208.2, 208.3 | | |
| | Accessible Routes | | |
| | Modify Deck and Stairs at Front Entry to Eliminate Elevation Change at Threshold and Connect to Accessible Route | High | \$2,500 |
| | Notes: Step down to deck obstructs req'd level clear space at entry door. Deck does not connect to accessible route. Stairs and handrails are not compliant. Consider historical impacts prior to completion of work. Federal Guideline: 206.2.2 | | |
| | Provide Accessible Route to Cabin | High | \$1,200 |
| | Notes: Uneven stone walk provided. Provide firm, slip resistant and stable surface without surface level changes. Federal Guideline: 206.2.2, 302.1, 403.2 | | |
| | Provide Accessible Route to McLain Station Shelter | High | \$900 |
| | Notes: Gravel walk provided. Provide firm, slip resistant and stable surface without surface level changes. Federal Guideline: 206.2.2, 302.1, 403.2 | | |
| | Provide Accessible Route to Shelter at Tracks/Schoolhouse Rd and Westernmost Shelter | High | \$1,500 |
| | Notes: Dirt/grass walk and shelter floor provided. Provide firm, slip resistant and stable surface without surface level changes. Federal Guideline: 206.2.2, 302.1, 403.2 | | |
| | Site Furnishings | | |
| | Provide Accessible Bench | Low | \$1,200 |
| | Notes: Provided benches do not have compliant dimensions, connection to accessible route or adjacent clear space (level, 30"x48"). At least 20% are required to be accessible, including connection to accessible route. | | |

| Item # | Description | Priority | Estimated Cost |
|--------------------------------------|--|-----------------|----------------|
| | Federal Guideline: 903.2-903.5, 1011.2 | | |
| 22-1 | <i>Provide Accessible Route to Picnic Tables near Shelter</i> | Low | \$1,200 |
| | Notes: Provided tables have compliant dimensions, but are not located on accessible route. At least 20% are required to be accessible, including connection to accessible route and clear ground space on all sides. Federal Guideline: 206.2.2, 403, 1011.2, 902, 306.3 | | |
| | Interior | | |
| | McLain Cabin | | |
| | <i>Provide means of egress signage</i> | High | \$200 |
| | Notes: None provided. Federal Guideline: | | |
| 8a-1, 2 | <i>Replace Door Hardware (Typ. Both Doors)</i> | Low | \$600 |
| | Notes: Hardware requires grasping and pinching/pulling. Federal Guideline: 309.4, 402.2.7 | | |
| | <i>Provide Kick Plate (Typ. Both Doors)</i> | Low | \$220 |
| | Notes: 10" min smooth at bottom of door not provided. Federal Guideline: 404.2.10 | | |
| | Indiana Live Steamers and McLain Cabin Station Subtotal | \$12,520 | |
| Maple Building / Amphitheater | | | |
| Item # | Description | Priority | Estimated Cost |
| | Exterior | | |
| 1-1 | Parking Lot | | |
| | <i>8 spaces provided at Maple Building, Approximatley 200 spaces provided in second lot. 2 van space and 5 car spaces required total.</i> | | |
| | <i>Provide Accessible Spaces</i> | High | \$1,200 |
| | Notes: Includes two lots joined by bridge which is not accessible. Recommend providing required number of spots for both lots in the lot adjacent to the building. Clearly mark two 11' van accessible stall and shared 5' access aisle and 5 spaces at 8' width with 5' access aisles. Provide accessible parking signage, including van tag. Connect to accessible route. Repair pavement where needed. Federal Guideline: 208.2, 208.3 | | |
| | Accessible Routes | | |
| | <i>Provide Accessible Route to Ticket Stand, Restrooms, and Maple Building</i> | High | \$3,850 |
| | Notes: Running slopes up to 7.4% (5% max). No level change of direction provided. Replace pavement and regrade as needed. Federal Guideline: 206.2.2, 403.3 | | |

| Item # | Description | Priority | Estimated Cost |
|--------|---|----------|----------------|
| | <i>Provide Accessible Service Counter or Alternate Accommodation at Ticket Stand</i> | Low | \$600 |
| | Notes: Counter height exceeds allowable height and provides no knee space (28" - 34" with knee space for work surface; 38" max verbal interaction) Federal Guideline: 226.1, 902.2 | | |
| | <i>Replace Ramped Concrete at Amphitheater Restroom Entries (Typical at Men's and Women's)</i> | High | \$800 |
| | Notes: Running slopes up to 14%. No landings or handrails provided. Replace and provide handrails and landings, or adjust surrounding grades to eliminate ramp. Pavement does not extend sufficiently to achieve 18" parallel to latch side of doors or provide level landing 60" perpendicular to doors. Federal Guideline: 405.2, 405.7 | | |
| 5-1 | Wood Ramp, North Side | | |
| | <i>Replace Ramp</i> | Medium | \$2,500 |
| | Notes: Bottom landing is gravel, has 1" level change between gravel and wood, and is obstructed by tree. Cross slope and running slope exceed allowable slopes. No edge protection is provided. Handrails exceeds allowable perimeter, are provided on one side only, are mounted too low, do not extend beyond top and bottom of ramp (12" req'd). No return to wall or landing is provided at top or bottom. Wood may present slip hazard when wet. Federal Guideline: 303, 405.2, 405.7.3, 405.9, 505 | | |
| 6-1 | North Stair | | |
| | <i>Provide Closed Risers and Replace Handrails</i> | Low | \$800 |
| | Notes: Stairs have open risers. Handrails exceed allowable perimeter and do not provide extensions at top or bottom (12" beyond top; 1 tread width beyond bottom) Federal Guideline: 304.2, 505.4-10 | | |
| 6-2 | South Stair | | |
| | <i>Replace Stairs</i> | Low | \$2,500 |
| | Notes: Stairs have open risers. Bottom riser is not uniform height with other risers. Handrails exceed allowable perimeter and do not provide extensions at top or bottom (12" beyond top; 1 tread width beyond bottom) Bottom Landing is gravel. Federal Guideline: 304.2, 505.4-10 | | |
| | Interior | | |
| | Amphitheater - Women's Restroom | | |
| 15-1 | <i>Replace Door Signage</i> | Low | \$100 |
| | Notes: Visual only provided. Provide sign with pictogram and raised text. Federal Guideline: 703.6, 216.8 | | |

| Item # | Description | Priority | Estimated Cost |
|--------|--|----------|----------------|
| | <i>Reposition Mirror</i> | Low | \$50 |
| | Notes: Bottom edge of reflecting surface is at 60" ht. (40" max.) Federal Guideline: 603.3 | | |
| | <i>Modify Lavatory Supports</i> | Low | \$200 |
| | Notes: Supports block req'd sink clear knee space width at 26" (30" req'd). Federal Guideline: 606.2, 306.3.3 | | |
| | <i>Insulate water lines</i> | Medium | \$100 |
| | Notes: Supply lines, valves, and exposed drain pipes are only partially insulated to protect against contact. Federal Guideline: 606.5 | | |
| | <i>Replace Faucet Controls</i> | Low | \$350 |
| | Notes: Controls requires twisting and grasping. Federal Guideline: 309, 606.4 | | |
| | <i>Provide Occupancy Sensor</i> | Low | \$220 |
| | Notes: Electrical controls mounted at 50" ht (48" max). Federal Guideline: 205.1, 308.2-3 | | |
| | <i>Provide Wheelchair Accessible Stall: Reconfigure Partition, Reposition Toilet, Provide Grab Bars, and Replace Toilet Seat</i> | Medium | \$3,000 |
| | Notes: Stall width is 49" (60" min). Toilet is located 22 1/2" from wall (16"-18" max). Toilet seat is 16" ht. No grab bars are provided. Federal Guideline: 604.2, 604.3, 604.4, 604.5, 609.3-4 | | |
| | <i>Provide Ambulatory Accessible Stall: Reconfigure Partition, Reposition Toilet, Provide Grab Bars, and Replace Toilet Seat</i> | Medium | \$3,000 |
| | Notes: Stall width is 49" (35-37" max). Toilet is located 22 1/2" from wall (16"-18" max). Toilet seat is 20" ht. No grab bars are provided. Federal Guideline: 604.2, 604.3, 604.4, 604.5, 609.3-4 | | |
| 8a-1 | <i>Replace Door Hardware</i> | Low | \$300 |
| | Notes: Hardware requires grasping and twisting. Federal Guideline: 309.4, 402.2.7 | | |
| | <i>Replace Threshold</i> | Medium | \$175 |
| | Notes: Threshold is 1". (1/4" max; 1/2" beveled). Federal Guideline: 404.2.5 | | |
| | Amphitheater - Men's Restroom | | |
| 15-1 | <i>Replace Wall Signage</i> | Medium | \$100 |
| | Notes: Braille located 3/4" below raised text (3/8"-1/2" max). Federal Guideline: 703.3 | | |
| | <i>Replace Door Signage</i> | Low | \$100 |
| | Notes: Visual only provided. Provide sign with pictogram and raised text. Federal Guideline: 703.6, 216.8 | | |

| Item # | Description | Priority | Estimated Cost |
|--------|--|----------|----------------|
| | <i>Reposition Mirror</i> | Low | \$50 |
| | Notes: Bottom edge of reflecting surface is at 60" ht. (40" max.) Federal Guideline: 603.3 | | |
| | <i>Insulate water lines</i> | Medium | \$100 |
| | Notes: Supply lines, valves, and exposed drain pipes are only partially insulated to protect against contact. Federal Guideline: 606.5 | | |
| | <i>Replace Faucet Controls</i> | Low | \$350 |
| | Notes: Controls requires twisting and grasping. Federal Guideline: 309, 606.4 | | |
| | <i>Provide Occupancy Sensor</i> | Low | \$220 |
| | Notes: Electrical controls mounted at 51" ht (48" max). Federal Guideline: 205.1, 308.2-3 | | |
| | <i>Reposition Urinal</i> | Low | \$450 |
| | Notes: Top of lip is 19" high and projects 13" from wall. (17" max. ht, 13 1/2" min. projection) Federal Guideline: 605.2-4 | | |
| | <i>Provide Wheelchair Accessible Stall: Reconfigure Partition, Provide Grab Bars, and Replace Toilet Seat</i> | Medium | \$3,000 |
| | Notes: Stall width is 47" (60" min). Toilet seat is 16" ht. No grab bars are provided. Dispenser mounted in line with front of toilet (7"-9" to centerline req'd). Federal Guideline: 604.2, 604.3, 604.4, 604.5, 609.3-4 | | |
| | <i>Provide Ambulatory Accessible Stall: Reconfigure Partition, Reposition Toilet, Provide Grab Bars, and Replace Toilet Seat</i> | Medium | \$3,000 |
| | Notes: Stall width is 47" (35-37" max). Toilet is located 28" from wall (16"-18" max). Toilet seat is 20" ht. No grab bars are provided. Dispenser mounted in line with front of toilet (7"-9" to centerline req'd). Federal Guideline: 604.2, 604.3, 604.4, 604.5, 609.3-4 | | |
| 8a-2 | <i>Replace Door Hardware</i> | Low | \$300 |
| | Notes: Hardware requires grasping and twisting. Federal Guideline: 309.4, 402.2.7 | | |
| | <i>Replace Threshold</i> | Medium | \$175 |
| | Notes: Threshold is 1". (1/4" max; 1/2" beveled). Federal Guideline: 404.2.5 | | |
| | <i>Maple Building - Exterior Entrances</i> | | |
| | <i>Provide access to a minimum of 60% of all public entrances</i> | | See Below |
| | Notes: 2 public entrances provided. 2 must be accessible. Federal Guideline: 206.4, 404 | | |
| 8a-1 | <i>Modify Deck to Eliminate Elevation Change at Threshold</i> | Medium | \$1,500 |
| N Door | Notes: 1" drop from building threshold to adjacent porch. Federal Guideline: 404.2.5 | | |

| Item # | Description | Priority | Estimated Cost |
|---------|---|----------|----------------|
| 8a-2 | <i>Modify Deck to Eliminate Elevation Change at Threshold</i> | Medium | \$1,500 |
| SE Door | Notes: 1" drop from building threshold to adjacent porch. Federal Guideline: 404.2.5 | | |
| | <i>Also noted on both doors that frames stick. Consider maintenance to alleviate.</i> | N/A | N/A |
| | Maple Building - Main Room | | |
| | <i>Provide means of egress signage</i> | High | \$200 |
| | Notes: None provided. Federal Guideline: | | |
| | <i>Reposition Electrical Controls and Provide Alternate Outlet Access</i> | Medium | \$220 |
| | Notes: Electrical controls mounted at 53" ht (48" max). Outlets are at 12" ht. Provide mounted power strip within reach range. Federal Guideline: 205.1, 308.2-3 | | |
| | <i>Reposition Coat Hooks</i> | Low | \$50 |
| | Notes: Coat hooks are mounted 69" high (15"-48" max). Federal Guideline: 308 | | |
| 35-1 | Kitchenette | | |
| | <i>Provide Accessible Work Surface / Serving Window and Eliminate Protruding Object</i> | Low | \$600 |
| | Notes: Work surface / Serving window is 38" high (28"-34" max). No knee space provided on room side. Counter protrudes 11" at 38" ht on kitchenette side. Provide leg to eliminate protrusion. Federal Guideline: 306, 804.3 | | |
| | <i>Provide Accessible Sink</i> | Low | \$1,300 |
| | Notes: Kitchen sink rim is 36" high. (34" max). Inadequate knee space is provided. Federal Guideline: 212.3, 306.3 | | |
| | <i>Provide Accessible Range</i> | Low | \$800 |
| | Notes: Controls require reaching across burners. Federal Guideline: 804.6.4 | | |
| | Maple Building - Women's Restroom | | |
| 16-1 | <i>Provide Wall Signage</i> | Medium | \$100 |
| | Notes: None provided. Pictogram, ISA, Braille, and Raised Text signage required on latch side of door. Federal Guideline: 703.6, 216.8 | | |
| | <i>Replace Door Signage</i> | Low | \$100 |
| | Notes: Visual only provided. Provide sign with pictogram and raised text. Federal Guideline: 703.6, 216.8 | | |

| Item # | Description | Priority | Estimated Cost |
|--------|--|----------|----------------|
| | <i>Replace Lavatory and Faucet Controls</i> | High | \$1,300 |
| | Notes: Knee space is obstructed by cabinet. Insulate waterlines when replacing. Cabinet obstructs req'd clear space at toilet. Controls requires twisting and grasping. Federal Guideline: 606.2, 306.3, 309, 606.4 | | |
| | <i>Reposition Mirror</i> | Low | \$50 |
| | Notes: Bottom edge of reflecting surface is at 51" ht. (40" max.) Federal Guideline: 603.3 | | |
| | <i>Provide Occupancy Sensor and Provide Alternate Outlet Access</i> | Medium | \$220 |
| | Notes: Electrical controls mounted at 53" ht (48" max) and are outside of restroom. Outlets are at 12" ht. Provide mounted power strip within reach range. Federal Guideline: 205.1, 308.2-3 | | |
| | <i>Reposition Towel Dispenser</i> | Low | \$70 |
| | Notes: Towel dispenser is 65" high (48" max) Federal Guideline: 308, 604.7 | | |
| | <i>Reposition Toilet</i> | Medium | \$765 |
| | Notes: Toilet located 14" from side wall (16"-18" to centerline req'd) Federal Guideline: 604.2 | | |
| | <i>Replace Toilet Seat</i> | Medium | \$120 |
| | Notes: Toilet seat is 16" high (17"-19" req'd) Federal Guideline: 604.4 | | |
| | <i>Reposition Toilet Paper Dispenser</i> | Low | \$70 |
| | Notes: Dispenser mounted 15" in front of toilet (7"-9" to centerline req'd). Federal Guideline: 604.7 | | |
| | <i>Provide Grab Bars</i> | High | See Above |
| | Notes: None provided. Side and rear required. Federal Guideline: 604.5 | | |
| 8b-1 | <i>Replace Door Hardware</i> | Low | \$300 |
| | Notes: Hardware requires grasping and twisting. Federal Guideline: 309.4, 402.2.7 | | |
| | <i>Replace Door</i> | Low | \$1,500 |
| | Notes: Door clear width is 29" (32" min req'd). Clear height is 78" (no closer, 80" min). Federal Guideline: 404.2.3 | | |
| | Maple Building - Men's Restroom | | |
| | <i>Provide Wall Signage</i> | Medium | \$100 |
| | Notes: None provided. Pictogram, ISA, Braille, and Raised Text signage required on latch side of door. Federal Guideline: 703.6, 216.8 | | |

| Item # | Description | Priority | Estimated Cost |
|--------|--|-----------------|----------------|
| | <i>Replace Door Signage</i> | Low | \$100 |
| | Notes: Visual only provided. Provide sign with pictogram and raised text. Federal Guideline: 703.6, 216.8 | | |
| | <i>Replace Lavatory and Faucet Controls</i> | High | \$1,300 |
| | Notes: Knee space is obstructed by cabinet. Insulate waterlines when replacing. Cabinet obstructs req'd clear space at toilet. Controls requires twisting and grasping. Federal Guideline: 606.2, 306.3, 309, 606.4 | | |
| | <i>Reposition Mirror</i> | Low | \$50 |
| | Notes: Bottom edge of reflecting surface is at 49" ht. (40" max.) Federal Guideline: 603.3 | | |
| | <i>Provide Occupancy Sensor and Provide Alternate Outlet Access</i> | Medium | \$220 |
| | Notes: Electrical controls mounted at 53" ht (48" max) and are outside of restroom. Outlets are at 10" ht. Provide mounted power strip within reach range. Federal Guideline: 205.1, 308.2-3 | | |
| | <i>Reposition Towel Dispenser</i> | Low | \$70 |
| | Notes: Towel dispenser is 61" high (48" max) Federal Guideline: 308, 604.7 | | |
| | <i>Reposition Toilet Paper Dispenser</i> | Low | \$70 |
| | Notes: Dispenser mounted 5" in front of toilet (7"-9" to centerline req'd). Federal Guideline: 604.7 | | |
| | <i>Provide Grab Bars</i> | High | See Above |
| | Notes: None provided. Side and rear required. Federal Guideline: 604.5 | | |
| 8b-2 | <i>Replace Door Hardware</i> | Low | \$300 |
| | Notes: Hardware requires grasping and twisting. Federal Guideline: 309.4, 402.2.7 | | |
| | <i>Modify Threshold and Replace Door</i> | Medium | \$2,500 |
| | Notes: Floor is humped at transition from hallway 1 1/2". (1/4" max, 1/2" beveled). Door clear width is 29" (32" min req'd). Clear height is 77" (no closer, 80" min). Federal Guideline: 404.2.5, 404.2.3 | | |
| | Maple Building and Amphitheater Subtotal | \$43,065 | |

| Item # | Description | Priority | Estimated Cost |
|--------------------|---|----------|----------------|
| Picnic Area | | | |
| Item # | Description | Priority | Estimated Cost |
| | Exterior | | |
| | Parking | | |
| | <i>Parking area is shared between all shelters. Approximate size of 355x300 indicates space for up to 350 vehicles. 8 total spaces required (2 van spaces and 6 car spaces).</i> | | |
| | <i>Provide Van Accessible Space at Restrooms</i> | High | \$1,500 |
| | Notes: Pave and clearly mark 11' accessible stall and 5' access aisle. Provide accessible parking signage, including van tag. Connect to accessible route. Federal Guideline: 208.2, 208.3 | | |
| | <i>Provide Van Accessible Space at Gatling Shelter</i> | High | \$1,500 |
| | Notes: Pave and clearly mark 11' accessible stall and 5' access aisle. Provide accessible parking signage, including van tag. Connect to accessible route. Federal Guideline: 208.2, 208.3 | | |
| | <i>Provide Car Accessible Spaces</i> | High | \$9,000 |
| | Notes: Pave and clearly mark six 8' accessible stalls with 5' access aisles. Distribute evenly amongst remaining shelters. Provide accessible parking signage, including van tag. Connect to accessible route. Federal Guideline: 208.2, 208.3 | | |
| | Accessible Routes | | |
| | <i>Provide Accessible Route to Horseshoe Pits</i> | Medium | \$1,200 |
| | Notes: None Provided. Connect to nearest accessible route. Federal Guideline: 206.2.2, 403 | | |
| | <i>Provide Accessible Route To Heartnut, Gatling, and Cedar Shelters</i> | Medium | \$5,000 |
| | Notes: Existing routes are grass and gravel. Federal Guideline: 206.2.2 | | |
| | <i>Provide Accessible Route To Restrooms</i> | Medium | Included Above |
| | Notes: Existing routes are grass and gravel. Concrete slabs at door are settling and create lip at threshold. Federal Guideline: 206.2.2 | | |
| | Site Furnishings | | |
| | <i>Ensure Moveable Furnishings Are On Accessible Route</i> | Low | \$0 |
| | Notes: Tables and trash receptacles have compliant dimensions, but are located in a variety of places. At least 20% are required to be accessible, including connection to accessible route and clear ground space on all sides. Federal Guideline: 206.2.2, 403, 1011.2, 902, 306.3 | | |

| Item # | Description | Priority | Estimated Cost |
|--------|---|----------|----------------|
| | <i>Provide Accessible Route to Grills</i> | Low | \$1,200 |
| | Notes: Provided grill lacks connection to accessible route or adjacent clear space (level, 30"x48"). At least 20% are required to be accessible, including connection to accessible route. Typical at each Shelter. Federal Guideline: 903.2-903.5, 1011.2 | | |
| | Playground | | |
| 25-1 | <i>Provide Accessible Route to Swings</i> | Medium | \$800 |
| | Notes: None Provided. Connect to nearest accessible route. Federal Guideline: 206.2.2, 403 | | |
| | <i>Provide Accessible Surface at Swings</i> | Medium | \$3,000 |
| | Notes: None Provided. Provide firm, stable, slip resistant surface meeting CPSC requirements for fall protection. Mostly turf provided. Federal Guideline: 206.2.2, 403.3 | | |
| | Interior | | |
| | Women's Restrooms/Showers | | |
| | <i>Provide Wall Signage</i> | Medium | \$100 |
| | Notes: Visual only provided on building. Pictogram, ISA, Braille, and Raised Text signage required on latch side of door. Federal Guideline: 703.6, 216.8 | | |
| | <i>Reposition Lavatory</i> | High | \$600 |
| | Notes: Insufficient Knee space is provided. Reposition such that top of rim does not exceed 34" max. Federal Guideline: 606.2-3, 306.3 | | |
| | <i>Insulate water lines</i> | Medium | \$100 |
| | Notes: Supply lines, valves, and exposed drain pipes are only partially insulated to protect against contact. Federal Guideline: 606.5 | | |
| | <i>Replace Faucet Controls</i> | Low | \$350 |
| | Notes: Controls requires twisting and grasping. Federal Guideline: 309, 606.4 | | |
| | <i>Replace Hardware and Handles on Stall Door</i> | Low | \$150 |
| | Notes: Screen door type latches provided. Federal Guideline: 213.3, 604.8.2, 404.2.7, 309.4 | | |
| | <i>Reposition Toilet</i> | Low | \$765 |
| | Notes: Located 12" from side wall (16"-18" max.) Federal Guideline: 309.4, 402.2.7 | | |
| | <i>Reposition Toilet Paper Dispenser</i> | Low | \$70 |
| | Notes: Dispenser mounted at rear of stall (in front of toilet 7"-9" to centerline req'd). Federal Guideline: 604.7 | | |
| | <i>Provide Grab Bars</i> | High | See Above |
| | Notes: None provided. Side and rear required. Federal Guideline: 604.5 | | |

| Item # | Description | Priority | Estimated Cost |
|--------|--|----------|----------------|
| 17-1 | <i>Replace Shower Controls and Shower Head. Provide Seat and Grab Bars</i> | Low | \$1,900 |
| | Notes: Special access equipment is not provided. Faucet controls are mounted too high. Removable shower head not provided and fixed head is too high. Seat and grab bars not provided. Federal Guideline: 608.5, 608.6, 610.3 | | |
| 8a-1 | <i>Replace Door Hardware</i> | Low | \$300 |
| | Notes: Hardware requires grasping and twisting. Federal Guideline: 309.4, 402.2.7 | | |
| | Men's Restrooms/Shower | | |
| | <i>Provide Wall Signage</i> | Medium | \$100 |
| | Notes: Visual only provided on building. Pictogram, ISA, Braille, and Raised Text signage required on latch side of door. Federal Guideline: 703.6, 216.8 | | |
| | <i>Reposition Lavatory</i> | High | \$600 |
| | Notes: Insufficient Knee space is provided. Reposition such that top of rim does not exceed 34" max. Federal Guideline: 606.2-3, 306.3 | | |
| | <i>Insulate water lines</i> | Medium | \$100 |
| | Notes: Supply lines, valves, and exposed drain pipes are only partially insulated to protect against contact. Federal Guideline: 606.5 | | |
| | <i>Replace Faucet Controls</i> | Low | \$350 |
| | Notes: Controls requires twisting and grasping. Federal Guideline: 309, 606.4 | | |
| | <i>Reposition Towel Dispenser</i> | Low | \$70 |
| | Notes: Towel dispenser is 51" high (48" max) Federal Guideline: 308, 604.7 | | |
| | <i>Replace Hardware and Handles on Stall Door</i> | Low | \$150 |
| | Notes: Screen door type latches provided. Federal Guideline: 213.3, 604.8.2, 404.2.7, 309.4 | | |
| | <i>Reposition Toilet</i> | Low | \$765 |
| | Notes: Located 23" from side wall (16"-18" max.) Federal Guideline: 309.4, 402.2.7 | | |
| | <i>Reposition Toilet Paper Dispenser</i> | Low | \$70 |
| | Notes: Dispenser mounted at rear of stall in line with front of toilet (7"-9" to centerline req'd). Federal Guideline: 604.7 | | |
| | <i>Provide Grab Bars</i> | High | See Above |
| | Notes: None provided. Side and rear required. Federal Guideline: 604.5 | | |
| | <i>Urinal provided is not compliant, but is not required per scoping requirements of 213.3.3.</i> | N/A | N/A |

| Item # | Description | Priority | Estimated Cost |
|---------------------------|---|-----------------|----------------|
| 17-2 | Replace Shower Controls and Shower Head. Provide Seat and Grab Bars | Low | \$1,900 |
| | Notes: Special access equipment is not provided. Faucet controls are mounted too high. Removable shower head not provided and fixed head is too high. Seat and grab bars not provided. Federal Guideline: 608.5, 608.6, 610.3 | | |
| 8a-2 | Replace Door Hardware | Low | \$300 |
| | Notes: Hardware requires grasping and twisting. Federal Guideline: 309.4, 402.2.7 | | |
| | Picnic Area Subtotal | \$31,940 | |
| Off Road Race Club | | | |
| Item # | Description | Priority | Estimated Cost |
| | Parking & Accessible Routes | | |
| | Provide Accessible Parking and Accessible Route to Viewing Area | Low | \$1,500 |
| | Notes: None provided (gravel parking and no route). Cost given for asphalt parking, signage and path. Federal Guideline: 206.2.2, 208.2, 216.5, 403 | | |
| | Provide Accessible Viewing Area | Low | \$3,500 |
| | Notes: Viewing appears to occur from raised platform with stair access. Consider providing lower platform with ramp access to provide similar viewing experience. Existing stairs are not compliant with 504/505. Federal Guideline: 206.2.2, 504, 505 | | |
| | Off Road Race Club Subtotal | \$5,000 | |

| Item # | Description | Priority | Estimated Cost |
|---------------------------------|--|----------------|----------------|
| Senior Citizens Building | | | |
| Item # | Description | Priority | Estimated Cost |
| | The Senior Center is leased by the County to a private party. This facility was evaluated for site only as interior spaces are tenant occupied. | | |
| | Exterior | | |
| 1-1 | Parking Lot | | |
| | 7 spaces provided. Multiple spaces signed as accessible. 1 van space required. | | |
| | Provide Van Accessible Space | High | \$300 |
| | Notes: No access aisle provided. Signage is mounted too low. Clearly mark 11' accessible stall and 5' access aisle. Provide accessible parking signage, including van tag. Federal Guideline: 208.2, 208.3 | | |
| | Accessible Routes | | |
| | Delineate Accessible Route at East (Main) Entry | High | \$150 |
| | Notes: Car overhang narrows accessible route along building face to 34". Move parking blocks to maintain 36" min. clear when cars are parked. Federal Guideline: 502.3, 502.7 | | |
| | Replace Concrete at West Entry | High | \$400 |
| | Notes: Concrete walk is eroding. Replace to provide firm, stable, and slip resistant surface. Federal Guideline: 302.1, 402.3 | | |
| | Senior Citizens Subtotal | \$850 | |
| Wildflower Area | | | |
| Item # | Description | Priority | Estimated Cost |
| | Parking & Accessible Routes | | |
| | Consider Providing Accessible Parking Area and Accessible Route to Shelter. | Low | \$2,000 |
| | Notes: None provided (gravel parking and no route). Cost given for asphalt parking, signage and path. Federal Guideline: 206.2.2, 208.2, 216.5, 403 | | |
| | Provide Accessible Picnic Tables | Low | \$1,800 |
| | Notes: Provided tables do not have compliant dimensions for knee space. At least 20% are required to be accessible, including connection to accessible route and clear ground space on all sides. Federal Guideline: 206.2.2, 403, 1011.2, 902, 306.3 | | |
| | Wildflower Area Subtotal | \$3,800 | |

| Item # | Description | Priority | Estimated Cost |
|--------------------------|---|----------------|----------------|
| Horse Park Office | | | |
| Item # | Description | Priority | Estimated Cost |
| | Exterior | | |
| | Park Office Porch | | |
| | Provide Accessible Route | Medium | \$800 |
| | Notes: Area around shelter is all grass and gravel. Federal Guideline: 206.2.2 | | |
| | Interior | | |
| | Park Office | | |
| 18-1 | Provide means of egress signage | High | \$300 |
| | Notes: None provided. Federal Guideline: | | |
| | Reposition Light Switch | Low | \$220 |
| | Notes: Electrical switch is at 65" ht (48" max). Federal Guideline: 205.1, 308.2-3 | | |
| 8a-1 | Replace Threshold | Medium | \$175 |
| | Notes: Threshold is 1 1/4". (1/4" max; 1/2" beveled) May need to include replacement of adjacent exterior concrete. Federal Guideline: 402.5, 404.2.3 | | |
| | Adjust Door Closer ² | High | \$450 |
| | Notes: Closing speed is less than 5 sec. min. Federal Guideline: 404.2.8-9 | | |
| | Remove Storm Door | High | \$50 |
| | Notes: Immediately adjacent doors make access very difficult. 48" min. plus swing of door is required between doors in series. Federal Guideline: 404.2.6 | | |
| | Horse Park Office Subtotal | \$1,995 | |
| Stabling Areas | | | |
| Item # | Description | Priority | Estimated Cost |
| | Stabling Areas | | |
| | Note: Accommodations are made on an as-needed basis for exhibitors with special needs, including access to power and water and are not included below. | N/A | N/A |
| | Consider Providing Designated Accessible Stall Locations | N/A | N/A |
| | Notes: Accessible stabling facilities might include concrete pad outside of stalls with connection to accessible route. Approximately 28 of the 384 stalls currently have this capability. Federal Guideline: 206.2.2, 403.2, 205.1, 308.2-3 | | |
| | Stabling Areas Subtotal | \$0 | |

| Item # | Description | Priority | Estimated Cost |
|-----------------------------|---|----------------|----------------|
| Cross Country Course | | | |
| Item # | Description | Priority | Estimated Cost |
| | Shelter | | |
| | Provide Accessible Route | High | \$1,500 |
| | Notes: None provided (gravel). Provide accessible route from nearest parking. Cost given for asphalt path. Federal Guideline: 206.2.2, 403 | | |
| | Cross Country Course Subtotal | \$1,500 | |
| Arena 5 Area | | | |
| Item # | Description | Priority | Estimated Cost |
| | Exterior | | |
| | Provide Accessible Parking Spaces | High | \$ 3,000 |
| | Notes: Pave 1 van space (11' width) and 1 car space (8' width) accessible stall and shared 5' access aisle. Clearly mark aisle. Provide accessible parking signage, including van tag at appropriate space. Connect to accessible route. Federal Guideline: 208.2, 208.3 | | |
| | Provide Accessible Route | High | \$2,700 |
| | Notes: None provided from parking to building and arena viewing area. Provide accessible route connecting all elements. Cost given for asphalt path. Federal Guideline: 206.2.2, 403 | | |
| | Reposition Protruding Objects | Medium | \$50 |
| | Notes: Planter hanger protrudes 11" at 72" ht (4" max between 27" and 80" ht). Federal Guideline: 307.2 | | |
| 34-1 | Provide Accessible Work Surface (Exterior) | Low | \$150 |
| | Notes: Counter is 38" high (38" max for verbal interaction, 36" max with knee space for work). Reposition as needed. Federal Guideline: 226.1, 902.2 | | |
| | Interior | | |
| 8a-1 | Replace Threshold & Address Clear Door Height | Medium | \$50 |
| | Notes: Threshold is 1". (1/4" max; 1/2" beveled) Door clear height is 79" (80" req'd). Both compliant if threshold removed. Federal Guideline: 402.5, 404.2.3 | | |
| | Replace Door Hardware | Low | \$300 |
| | Notes: Hardware requires grasping and twisting. Federal Guideline: 309.4, 402.2.7 | | |
| 11-1 | Replace Stair | Medium | \$1,500 |
| | Notes: No handrails provided. Both sides required. Risers are 7 1/2" ht (7" max). Consider providing ramp for access to viewing area/announcer stand. Federal Guideline: 505.3 | | |

| Item # | Description | Priority | Estimated Cost |
|-----------|--|----------------|----------------|
| 18-1 | <i>Reposition Light Switch and Provide Alternate Outlet Access</i> | Low | \$220 |
| 1st floor | Notes: Electrical switch is at 52" ht (48" max). Outlets are at 14" ht. Provide mounted power strip within reach range. Federal Guideline: 205.1, 308.2-3 | | |
| | <i>Reposition Coat Hooks</i> | Low | \$50 |
| | Notes: Mounted at 61" (48" max.) Federal Guideline: 309.4, 402.2.7 | | |
| | <i>Provide Accessible Work Surface (Interior)</i> | Low | \$150 |
| | Notes: Counter is 38" high (38" max for verbal interaction, 36" max with knee space for work). Reposition as needed. Federal Guideline: 226.1, 902.2 | | |
| 18-2 | <i>Reposition Light Switch and Provide Alternate Outlet Access</i> | Low | \$220 |
| 2nd floor | Notes: Electrical switch is at 51 1/2" ht (48" max). Outlets are at 14" ht. Provide mounted power strip within reach range. Federal Guideline: 205.1, 308.2-3 | | |
| | <i>Provide Accessible Work Surface (Interior)</i> | Low | \$150 |
| | Notes: Counter is 38" high (36" max with knee space for work). Reposition as needed. Federal Guideline: 226.1, 902.2 | | |
| | Arena 5 Subtotal | \$8,540 | |
| | | | |

| Item # | Description | Priority | Estimated Cost |
|-------------------------|---|----------|----------------|
| Baker Arena Area | | | |
| Item # | Description | Priority | Estimated Cost |
| | Exterior | | |
| | <i>Provide Accessible Route</i> | High | \$3,500 |
| | Notes: None provided from parking to building, restrooms, and grandstands (gravel and sand). Provide accessible route connecting all elements. Eliminate 5" step up to grandstand area. Cost given for asphalt path. Federal Guideline: 206.2.2, 403 | | |
| 21-1 | <i>Provide Accessible Seating</i> | Low | \$1,250 |
| | Notes: Total Seating approximately 2000. 16 wheelchair spaces required. Provide level 36x48 space with forward approach for each space and include companion seat. Federal Guideline: 221.1, 802.1 | | |
| | <i>Provide Accessible Aisle Seating</i> | Low | \$900 |
| | Notes: None provided. Designate seats equal to 5% of total aisle seats provided and connect to nearest accessible route. Federal Guideline: 221.1, 802.1 | | |
| | <i>Provide Assistive Listening Devices and Signage</i> | Medium | \$800 |
| | Notes: Audio amplification system provided. Per table 219.3, 10 receivers are required. 3 must be hearing-aid compatible. No signage is provided indicating availability of system. Federal Guideline: 219.2-219.3, 216.10, 703.7.2.4, 706.1 | | |
| | Interior | | |
| | Judges Building | | |
| 8a-1 | <i>Replace Door Hardware</i> | Low | \$300 |
| | Notes: Hardware requires grasping and twisting. Federal Guideline: 309.4, 402.2.7 | | |
| | <i>Replace Threshold</i> | Medium | \$175 |
| | Notes: Threshold is 1". (1/4" max; 1/2" beveled) Federal Guideline: 402.5, 404.2.3 | | |
| | <i>Provide Concrete Pad as Exterior Maneuvering Space at Door</i> | Low | \$200 |
| | Notes: Gravel surface provided. (18" parallel and 60" perpendicular to door req'd) Federal Guideline: 404.2.4 | | |
| 11-1 | <i>Replace Stair</i> | Medium | \$1,500 |
| | Notes: No handrails provided. Both sides required. Risers are variable at 6-9" ht (7" max, uniform). Federal Guideline: 505.3 | | |
| 18-1 | <i>Reposition Light Switch and Provide Alternate Outlet Access</i> | Low | \$220 |
| | Notes: Electrical switch is at 58" ht (48" max). Outlets are at 14" ht. Provide mounted power strip within reach range. Federal Guideline: 205.1, 308.2-3 | | |

| Item # | Description | Priority | Estimated Cost |
|--------|---|----------|----------------|
| | <i>Reconfigure Furniture</i> | Low | \$0 |
| | Notes: Furniture obstructs req'd 60" dia turning space and clear space at outlets. Federal Guideline: 304.3, 306, 308.2-3 | | |
| | <i>Reposition Protruding Objects</i> | Medium | \$50 |
| | Notes: Object protrudes 17" at 30" ht (4" max between 27" and 80" ht). Federal Guideline: 307.2 | | |
| 34-1 | <i>Provide Accessible Work Surface (Interior)</i> | Low | \$150 |
| | Notes: Counter is 38" high (38" max for verbal interaction, 36" max with knee space for work). Reposition as needed. Federal Guideline: 226.1, 902.2 | | |
| | <i>Women's Restrooms/showers</i> | | |
| 15-1 | <i>Provide Wall Signage</i> | Medium | \$100 |
| | Notes: None provided. Pictogram, ISA, Braille, and Raised Text signage required on latch side of door. Federal Guideline: 703.6, 216.8 | | |
| 8a-2 | <i>Replace Door Hardware</i> | Low | \$300 |
| Ext | Notes: Hardware requires grasping and twisting. Federal Guideline: 309.4, 402.2.7 | | |
| 8b-1 | <i>Replace Door Hardware</i> | Low | \$300 |
| Int | Notes: Hardware requires grasping and twisting. Federal Guideline: 309.4, 402.2.7 | | |
| 15-1 | <i>Insulate water lines</i> | Medium | \$100 |
| | Notes: Supply lines, valves, and exposed drain pipes are not insulated to protect against contact. Federal Guideline: 606.5 | | |
| | <i>Reposition Mirror</i> | Low | \$50 |
| | Notes: Bottom edge of reflecting surface is at 45" ht. (40" max.) Federal Guideline: 603.3 | | |
| | <i>Reposition Dispensers</i> | Low | \$50 |
| | Notes: 55" to operable parts (15"-48" max). Federal Guideline: 308, 604.7 | | |
| | <i>Provide Occupancy Sensor</i> | Low | \$220 |
| | Notes: Electrical switch is at 48" ht but requires reach over counter (44" max). Federal Guideline: 205.1, 308.2-3 | | |
| | <i>Wheelchair Accessible Stall</i> | | |
| | <i>Provide Accessible Stall</i> | Medium | \$1,270 |
| | Notes: No handles provided on stall door and not self-closing. Stall width is 47" (60" min). Toe clearance is not provided at side of partition. Federal Guideline: 213.3, 604.8, 404.2.7, 309.4 | | |

| Item # | Description | Priority | Estimated Cost |
|--------|--|----------|----------------|
| | <i>Reposition Toilet</i> | Low | \$765 |
| | Notes: Located 24" from side wall (16"-18" max.) Federal Guideline: 604.2 | | |
| | <i>Reposition Toilet Paper Dispenser</i> | Low | \$50 |
| | Notes: Dispenser mounted 3" in front of toilet (7"-9" to centerline req'd). Federal Guideline: 604.7 | | |
| | <i>Reposition Grab Bars</i> | Low | \$1,000 |
| | Notes: Side grab bar extends 48" from rear wall (54" min req'd). Rear grab bar is located centered relative to centerline of toilet (12"/24" req'd). Federal Guideline: 604.5, 609.3-4 | | |
| | Ambulatory Stall | | |
| | <i>Replace Stall Door Hardware</i> | Low | \$150 |
| | Notes: No handles provided on stall door and not self-closing. Federal Guideline: 213.3, 604.8, 404.2.7, 309.4 | | |
| | <i>Reposition Toilet</i> | Low | \$765 |
| | Notes: Located 15"/21" from side wall (17"-19" max.) Federal Guideline: 604.2 | | |
| | <i>Provide Grab Bars</i> | Medium | \$1,000 |
| | Notes: None Provided. One each side req'd. Federal Guideline: 604.5, 609.3-4 | | |
| | Showers | | |
| 17-1 | <i>Provide Removable Shower Head with Flexible Hose, Seat, and Grab Bars</i> | Medium | \$1,950 |
| | Notes: Fixed head provided at 71". No grab bars provided. Seat does not meet dimensional requirements. Federal Guideline: 604.5, 609.3-4 | | |
| | Men's Restrooms/showers | | |
| 15-2 | <i>Provide Wall Signage</i> | Medium | \$100 |
| | Notes: None provided. Pictogram, ISA, Braille, and Raised Text signage required on latch side of door. Federal Guideline: 703.6, 216.8 | | |
| 8a-3 | <i>Replace Door Hardware</i> | Low | \$300 |
| Ext | Notes: Hardware requires grasping and twisting. Federal Guideline: 309.4, 402.2.7 | | |
| 8b-1 | <i>Replace Door Hardware</i> | Low | \$300 |
| Int | Notes: Hardware requires grasping and twisting. Federal Guideline: 309.4, 402.2.7 | | |
| 15-2 | <i>Insulate water lines</i> | Medium | \$100 |
| | Notes: Supply lines, valves, and exposed drain pipes are not insulated to protect against contact. Federal Guideline: 606.5 | | |

| Item # | Description | Priority | Estimated Cost |
|--------|--|-----------------|----------------|
| | <i>Reposition Mirror</i> | Low | \$50 |
| | Notes: Bottom edge of reflecting surface is at 52" ht. (40" max.) Federal Guideline: 603.3 | | |
| | <i>Reposition Dispensers</i> | Low | \$50 |
| | Notes: 54" to operable parts (15"-48" max). Federal Guideline: 308, 604.7 | | |
| | <i>Wheelchair Accessible Stall</i> | | |
| | <i>Provide Accessible Stall</i> | Medium | \$1,270 |
| | Notes: No handles provided on stall door and not self-closing. Stall width is 47" (60" min). Toe clearance is not provided at front or side of partition. Federal Guideline: 213.3, 604.8, 404.2.7, 309.4 | | |
| | <i>Reposition Toilet</i> | Low | \$765 |
| | Notes: Located 24" from side wall (16"-18" max.) Federal Guideline: 604.2 | | |
| | <i>Reposition Grab Bars</i> | Low | \$1,000 |
| | Notes: Side grab bar extends 46" from rear wall (54" min req'd). Rear grab bar is located 19"/18" relative to centerline of toilet (12"/24" req'd). Federal Guideline: 604.5, 609.3-4 | | |
| | <i>Ambulatory Stall</i> | | |
| | <i>Reconfigure Partition and Replace Door Hardware</i> | Low | \$1,270 |
| | Notes: No handles provided on stall door and not self-closing. Stall depth is 56". Federal Guideline: 213.3, 604.8, 404.2.7, 309.4 | | |
| | <i>Reposition Toilet</i> | Low | \$765 |
| | Notes: Located 16"/20" from side wall (17"-19" max.) Federal Guideline: 604.2 | | |
| | <i>Provide Grab Bars</i> | Medium | \$1,000 |
| | Notes: None Provided. One each side req'd. Federal Guideline: 604.5, 609.3-4 | | |
| | <i>Showers</i> | | |
| 17-2 | <i>Provide Removable Shower Head with Flexible Hose, Seat, and Grab Bars</i> | Medium | \$1,950 |
| | Notes: Fixed head provided at 71". No grab bars provided. Seat does not meet dimensional requirements. Federal Guideline: 604.5, 609.3-4 | | |
| | Baker Arena Subtotal | \$26,035 | |
| | | | |

| Item # | Description | Priority | Estimated Cost |
|-----------------------------|---|----------------|----------------|
| Dressage Areas (1-4) | | | |
| Item # | Description | Priority | Estimated Cost |
| | Exterior | | |
| | <i>Provide Accessible Route</i> | High | \$6,500 |
| | Notes: None provided from parking to building, all 4 dressage areas and grandstands(gravel). Provide accessible route connecting all elements. Eliminate 5" step up to grandstand area. Cost given for asphalt path. Federal Guideline: 206.2.2, 403 | | |
| 21-1 | <i>Provide Accessible Seating</i> | Medium | \$400 |
| | Notes: Total Seating approximately 250. 5 wheelchair spaces required. Provide level 36x48 space with forward approach for each space and include companion seat. Federal Guideline: 221.1, 802.1 | | |
| | <i>Provide Accessible Aisle Seating</i> | Low | \$900 |
| | Notes: None provided. Designate seats equal to 5% of total aisle seats provided and connect to nearest accessible route. Federal Guideline: 221.1, 802.1 | | |
| | <i>Provide Assistive Listening Devices and Signage</i> | Medium | \$800 |
| | Notes: Audio amplification system provided. Per table 219.3, 10 receivers are required. 3 must be hearing-aid compatible. No signage is provided indicating availability of system. Federal Guideline: 219.2-219.3, 216.10, 703.7.2.4, 706.1 | | |
| | Interior | | |
| 8a-1 | <i>Replace Door Hardware</i> | Low | \$300 |
| | Notes: Hardware requires grasping and twisting. Federal Guideline: 309.4, 402.2.7 | | |
| | <i>Provide Concrete Pad as Exterior Maneuvering Space at Door</i> | Low | \$200 |
| | Notes: Gravel surface provided. (18" parallel and 60" perpendicular to door req'd) Federal Guideline: 404.2.4 | | |
| 18-1 | <i>Reconfigure Furniture</i> | Low | \$0 |
| | Notes: Furniture obstructs req'd 60" dia turning space and clear space at outlets. Federal Guideline: 304.3, 306, 308.2-3 | | |
| | Dressage Areas 1-4 Subtotal | \$9,100 | |
| | | | |

| Item # | Description | Priority | Estimated Cost |
|----------------------------|--|----------------|----------------|
| Stadium Areas (1,2) | | | |
| Item # | Description | Priority | Estimated Cost |
| | Exterior | | |
| | <i>Provide Accessible Parking Space at each area</i> | High | \$ 3,000 |
| | Notes: Pave accessible stall and access aisle. Clearly mark aisle. Provide accessible parking signage, including van tag at appropriate space. Connect to accessible route. Federal Guideline: 208.2, 208.3 | | |
| | <i>Provide Accessible Route</i> | High | \$3,500 |
| | Notes: None provided from parking to building and to both Stadium areas. Provide accessible route connecting all elements. Cost given for asphalt path. Federal Guideline: 206.2.2, 403 | | |
| 36-1,2 | <i>Provide Accessible Route to Shelter</i> | Low | Included Above |
| | Notes: Eagle Scout Shelter has concrete floor. Connect this shelter to main accessible route. Adjacent shelter has pea gravel floor. Federal Guideline: 205.1, 308.2-3 | | |
| | Interior | | |
| 8a-1 | <i>Replace Door & Repair Slab</i> | Medium | \$3,000 |
| | Notes: Door clear width is 29 1/2" (32" min req'd). Exterior gap near door is 1 3/4" wide (1/2" max horiz displacements). Federal Guideline: 404.2.3 | | |
| | <i>Replace Door Hardware</i> | Low | \$300 |
| | Notes: Hardware requires grasping and twisting. Federal Guideline: 309.4, 402.2.7 | | |
| 11-1 | <i>Provide Stair Handrails</i> | Medium | \$500 |
| | Notes: None Provided. Both sides required. Consider providing ramp for access to viewing area/announcer stand. Federal Guideline: 505.3 | | |
| 18-1 | <i>Reposition Light Switch</i> | Low | \$220 |
| | Notes: Electrical switch is at 52" ht (48" max). Federal Guideline: 205.1, 308.2-3 | | |
| | Stadium Areas 1-2 Subtotal | \$7,520 | |

| Item # | Description | Priority | Estimated Cost |
|---------------------|--|----------|----------------|
| General Site | | | |
| Item # | Description | Priority | Estimated Cost |
| | Parking | | |
| | <i>Due to the nature of the Park's use, most general parking is not permanently designated and frequently occurs on lawn. During large events, consider making any paved lots accessible parking only with temporary signage and allowing for access aisles. Consider designating accessible parking areas near high-use areas on a permanent basis.</i> | | |
| | General Site Circulation | | |
| | <i>Provide Accessible Route between all areas of activity</i> | N/A | N/A |
| | Notes: Majority of surfaces are gravel or grass. Roadways are frequently used as pedestrian routes during events. Federal Guideline: 206.2.2, 403.2 | | |
| | Horseshoe Pits - North of Horse Park | | |
| 24-1 | <i>Provide Accessible Route To Horseshoe Pits</i> | Medium | \$1,200 |
| | Notes: One end of pits is connected to adjacent parking area. Provide accessible route to other side of pits. Federal Guideline: 206.2.12 | | |
| | Ball field- North of Horse Park | | |
| 24-2 | <i>Provide Accessible Route and Player Seating</i> | Medium | \$3,000 |
| | Notes: Route to dugouts is grass. No wheelchair spaces are provided in player seating area (sand). Federal Guideline: 206.2.12 | | |
| | Site Furnishings | | |
| | <i>At least 20% of each item below are required to be accessible, including connection to accessible route. Most furnishings are moveable and located throughout the Park.</i> | | |
| | <i>Provide Picnic Tables on Accessible Route</i> | High | \$2,500 |
| | Notes: Tables present on grounds have compliant dimensions. Locate portion of picnic tables on an accessible route and provide firm, stable and slip resistant clear space around tables. Quantity could not be confirmed. Federal Guideline: 206.2.2, 403, 1011.2, 902, 306.3 | | |
| | <i>Provide Accessible Grills</i> | Low | \$800 |
| | Notes: Provided grills do not meet dimensional requirements and frequently lack connection to accessible route or adjacent clear space (level, 30"x48"). At least 20% are required to be accessible, including connection to accessible route. 3 provided; 1 Required. Federal Guideline: 903.2-903.5, 1011.2 | | |

| Item # | Description | Priority | Estimated Cost |
|--------|--|----------------|------------------|
| | <i>Provide Accessible Benches</i> | Low | \$2,000 |
| | Notes: Provided benches do not have compliant dimensions, connection to accessible route or adjacent clear space (level, 30"x48"). At least 20% are required to be accessible, including connection to accessible route. Federal Guideline: 903.2-903.5, 1011.2 | | |
| | General Site Subtotal | \$9,500 | |
| | | | |
| | Facility Total: | | \$287,130 |
| | | | |

General Notes: 1. For door closer adjustments, cost shown is to replace in case adjustment cannot alleviate the compliance issue (typical). 2. Storage sheds and other maintenance areas were not included in this evaluation. 3. While overhead doors should not be part of an accessible route, these areas are being considered as they are the main means of access during the majority of facility events. It is assumed that the actual operation of the doors will be by Parks and/or event staff. 4. Dianne's Kitchen is leased by the County to a private party. This facility was evaluated for site only as interior spaces are tenant occupied. 5. The Senior Center is leased by the County to a private party. This facility was evaluated for site only as interior spaces are tenant occupied.

Johnson County Park - Parks Department Office

| Exterior | | | |
|----------|---|----------|----------------|
| Item # | Description | Priority | Estimated Cost |
| | Parking Lot | | |
| 1-1 | 8 spaces provided. 1 van space required. | | |
| | Modify Existing Van Accessible Space | High | \$300 |
| | Notes: Remark 11' accessible stall and 5' access aisle. Provide accessible parking signage, including van tag. Federal Guideline: 208.2, 208.3 | | |
| | Accessible Routes | | |
| 5-1 | Replace Ramps. Provide Slip-resistant Surface and Edge Protection. | Medium | \$4,500 |
| | Notes: No edge protection is provided. Handrails exceeds allowable perimeter, are not provided on both sides along building, and do not extend beyond top and bottom of ramp (12" req'd). No return to wall or landing is provided at top or bottom. Wood may present slip hazard when wet. Coke Machine blocks req'd depth at intermediate landing. Running slopes range from 8% to 17%. Federal Guideline: 303, 405.2, 405.7.3, 405.9, 505 | | |
| 6-1 | Replace Handrails at Stairs | Medium | \$1,750 |
| | Notes: Handrails exceeds allowable perimeter and do not extend beyond top and bottom of ramp (12" req'd). No return to wall or landing is provided at top or bottom. Federal Guideline: 303, 405.2, 405.7.3, 405.9, 505 | | |
| | Shelter | | |
| | Provide Accessible Route to Shelters | High | \$1,800 |
| | Notes: None provided (gravel and grass). Provide accessible route from nearest parking. Two steps access gazebo. Provide req'd handrails. Federal Guideline: 206.2.2, 403 | | |
| | Provide Alternate Outlet Access | Low | \$220 |
| | Notes: Outlet mounted at 9" ht (15"-48" req'd). Federal Guideline: 205.1, 308.2-3 | | |
| | Provide Accessible Route to Grill | Low | \$500 |
| | Notes: Provided grill lacks connection to accessible route or adjacent clear space (level, 30"x48"). At least 20% are required to be accessible, including connection to accessible route. 1 provided; 1 Required. Federal Guideline: 903.2-903.5, 1011.2 | | |
| | Provide Accessible Route to Trash Receptacles | Low | \$200 |
| | Notes: Provided receptacle lacks connection to accessible route or adjacent clear space (level, 30"x48"). At least 20% are required to be accessible, including connection to accessible route. | | |

| Item # | Description | Priority | Estimated Cost |
|--------|--|----------|----------------|
| | Federal Guideline: 903.2-903.5, 1011.2 | | |

| Item # | Description | Priority | Estimated Cost |
|-----------------|--|----------|----------------|
| Interior | | | |
| | Exterior Entrances | | |
| | <i>Provide access to a minimum of 60% of all public entrances</i> | | See Below |
| | Notes: 2 public entrances provided. 2 must be accessible. Federal Guideline: 206.4, 404 | | |
| 8a-1 | <i>Replace Threshold</i> | Medium | \$175 |
| East Door | Notes: Threshold is 3/4". (1/4" max; 1/2" beveled) Federal Guideline: 404.2.5 | | |
| 8a-2 | <i>Replace Threshold</i> | Medium | \$175 |
| West Door | Notes: Threshold is 3/4". (1/4" max; 1/2" beveled) Federal Guideline: 404.2.5 | | |
| | Conference Room | | |
| 18-1 | <i>Provide means of egress signage</i> | High | \$200 |
| | Notes: None provided. Federal Guideline: | | |
| | <i>Reposition Light Switch and Provide Alternate Outlet Access</i> | Low | \$220 |
| | Notes: Electrical switch is at 55" ht (48" max). Outlets blocked by furniture. Federal Guideline: 205.1, 308.2-3 | | |
| | <i>Reposition or Protect Protruding Objects</i> | Low | \$50 |
| | Notes: Fire extinguisher protrudes 5" at 29" ht. (4" max. between 27" and 80" high) Provide cane detectable element below or reposition. Federal Guideline: 307.2 | | |
| 35-1 | Kitchenette | | |
| | <i>Provide Accessible Work Surface</i> | Low | \$600 |
| | Notes: Work surface is 36 1/2" high (28"-34" max). No knee space provided. Federal Guideline: 306, 804.3 | | |
| | <i>Provide Accessible Sink</i> | Low | \$1,300 |
| | Notes: Kitchen sink rim is 36 1/2" high. (34" max). No knee space is provided. Faucet controls require twisting and grasping. Federal Guideline: 212.3, 306.3, 309, 606.2 | | |
| | Main Office | | |
| 18-2 | <i>Provide Wall Signage</i> | Medium | \$100 |
| | Notes: None provided. Braille, and Raised Text signage required on latch side of door. Federal Guideline: 703.6, 216.8 | | |
| | <i>Reposition Light Switch</i> | Low | \$220 |
| | Notes: Electrical switch is at 55" ht (48" max). Federal Guideline: 205.1, 308.2-3 | | |

| Item # | Description | Priority | Estimated Cost |
|--------|---|----------|----------------|
| | <i>Reposition or Protect Protruding Objects</i> | Low | \$50 |
| | Notes: Info center protrudes 8" at 32" ht. (4" max. between 27" and 80" high) Provide cane detectable element below or reposition. Federal Guideline: 307.2 | | |
| | <i>Provide Accessible Service Counter or Alternate Accommodation</i> | Low | \$600 |
| | Notes: Counter height exceeds allowable height and provides inadequate knee space (28" - 34" with knee space for work surface; 38" max verbal interaction) Federal Guideline: 226.1, 902.2 | | |
| 8b-1 | <i>Door To Corridor</i> | | |
| | <i>Replace Door Hardware</i> | Low | \$300 |
| | Notes: Hardware requires grasping and twisting. Federal Guideline: 309.4, 402.2.7 | | |
| | <i>Door To Columbus RR (Generally Locked) - Not included in evaluation</i> | | |
| | <i>Office</i> | | |
| 18-3 | <i>Provide Wall Signage</i> | Medium | \$100 |
| | Notes: None provided. Braille, and Raised Text signage required on latch side of door. Federal Guideline: 703.6, 216.8 | | |
| | <i>Reposition Light Switch</i> | Low | \$220 |
| | Notes: Electrical switch is at 56" ht (48" max). Mainly employee operation. Federal Guideline: 205.1, 308.2-3 | | |
| 8b-2 | <i>Replace Door Hardware</i> | Low | \$300 |
| | Notes: Hardware requires grasping and twisting. Federal Guideline: 309.4, 402.2.7 | | |
| | <i>Restrooms, General</i> | | |
| | <i>Provide Accessible Restroom: Overall dimensions of all 3 restrooms are inadequate for conversion to accessible restrooms. Recommend investigating possible conversion of one restroom in order to provide adequate maneuvering clearances. Cost indicated for renovation of one restroom and signage indicating location of accessible restroom at remaining locations. Itemized list for each restroom provided for reference only.</i> | High | \$12,000 |
| | <i>Women's Restroom</i> | | |
| 16-1 | <i>Provide Wall Signage</i> | Medium | See Above |
| | Notes: None provided. Pictogram, ISA, Braille, and Raised Text signage required on latch side of door. Federal Guideline: 703.6, 216.8 | | |

| Item # | Description | Priority | Estimated Cost |
|--------|---|----------|----------------|
| | <i>Replace Door Signage</i> | Low | See Above |
| | Notes: Visual only provided. Provide sign with pictogram and raised text. Federal Guideline: 703.6, 216.8 | | |
| | <i>General Layout</i> | High | See Above |
| | Notes: Door swings into restroom, blocking req'd clear space outside of door swing. 60" dia turning space required is not provided. Sink obstructs req'd 60" width at toilet. | | |
| | Federal Guideline: 302.4, 306.3, 606.2, 604.3, 603.2.3 | | |
| | <i>Insulate water lines</i> | Medium | See Above |
| | Notes: Supply lines, valves, and exposed drain pipes are not insulated to protect against contact. Federal Guideline: 606.5 | | |
| | <i>Replace Faucet Controls</i> | Medium | See Above |
| | Notes: Controls requires twisting and grasping. Federal Guideline: 309, 606.4 | | |
| | <i>Reposition Towel Dispenser</i> | Medium | See Above |
| | Notes: Towel dispenser is 65" high (48" max) Federal Guideline: 308, 604.7 | | |
| | <i>Provide Occupancy Sensor and Alternate Outlet Access</i> | Medium | See Above |
| | Notes: Electrical switch is at 55" ht (48" max). Outlets are at 50" ht. Provide mounted power strip within reach range. Federal Guideline: 205.1, 308.2-3 | | |
| | <i>Provide Grab Bars</i> | High | See Above |
| | Notes: None provided. Side and rear required. Federal Guideline: 604.5 | | |
| 8b-3 | <i>Replace Door Hardware</i> | Low | See Above |
| | Notes: Hardware requires grasping and twisting. Federal Guideline: 309.4, 402.2.7 | | |
| | Men's Restroom | | |
| 16-2 | <i>Provide Wall Signage</i> | Medium | See Above |
| | Notes: None provided. Pictogram, ISA, Braille, and Raised Text signage required on latch side of door. Federal Guideline: 703.6, 216.8 | | |
| | <i>Replace Door Signage</i> | Low | See Above |
| | Notes: Visual only provided. Provide sign with pictogram and raised text. Federal Guideline: 703.6, 216.8 | | |
| | <i>General Layout</i> | High | See Above |
| | Notes: Door swings into restroom, blocking req'd clear space outside of door swing. 60" dia turning space required is not provided. Sink obstructs req'd 60" width at toilet. | | |
| | Federal Guideline: 302.4, 306.3, 606.2, 604.3, 603.2.3 | | |

| Item # | Description | Priority | Estimated Cost |
|--------|---|----------|----------------|
| | <i>Insulate water lines</i> | Medium | See Above |
| | Notes: Supply lines, valves, and exposed drain pipes are not insulated to protect against contact. Federal Guideline: 606.5 | | |
| | <i>Replace Faucet Controls</i> | Medium | See Above |
| | Notes: Controls requires twisting and grasping. Federal Guideline: 309, 606.4 | | |
| | <i>Reposition Towel Dispenser</i> | Medium | See Above |
| | Notes: Towel dispenser is 65" high (48" max) Federal Guideline: 308, 604.7 | | |
| | <i>Provide Occupancy Sensor and Alternate Outlet Access</i> | Medium | See Above |
| | Notes: Electrical switch is at 55" ht (48" max). Outlets are at 50" ht. Provide mounted power strip within reach range. Federal Guideline: 205.1, 308.2-3 | | |
| | <i>Provide Grab Bars</i> | High | See Above |
| | Notes: None provided. Side and rear required. Federal Guideline: 604.5 | | |
| 8b-4 | <i>Replace Door Hardware</i> | Low | See Above |
| | Notes: Hardware requires grasping and twisting. Federal Guideline: 309.4, 402.2.7 | | |
| | Unisex Restroom | | |
| 16-3 | <i>Provide Wall Signage</i> | Medium | See Above |
| | Notes: None provided. Pictogram, ISA, Braille, and Raised Text signage required on latch side of door. Federal Guideline: 703.6, 216.8 | | |
| | <i>General Layout</i> | High | See Above |
| | Notes: Door swings into restroom, blocking req'd clear space outside of door swing. 60" dia turning space required is not provided. Sink obstructs req'd 60" width at toilet. Overall room dimension does not allow for adequate stall width and depth at toilet. | | |
| | Federal Guideline: 302.4, 306.3, 606.2, 604.3, 603.2.3 | | |
| | <i>Replace Lavatory</i> | Low | See Above |
| | Notes: Knee space is obstructed by cabinet. Sink is 36" ht (34" max). Insulate waterlines when replacing. Federal Guideline: 606.2, 306.3 | | |
| | <i>Reposition Towel Dispenser</i> | Medium | See Above |
| | Notes: Towel dispenser is 59" high (48" max) Federal Guideline: 308, 604.7 | | |
| | <i>Provide Occupancy Sensor</i> | Medium | See Above |
| | Notes: Electrical switch is at 55" ht (48" max). Federal Guideline: 205.1, 308.2-3 | | |
| | <i>Reposition Toilet Paper Dispenser</i> | Low | See Above |
| | Notes: Dispenser mounted in line with front of toilet (7"-9" to centerline req'd). Federal Guideline: 604.7 | | |

| Item # | Description | Priority | Estimated Cost |
|--------|---|----------|----------------|
| | <i>Replace Toilet Seat</i> | Medium | See Above |
| | Notes: Toilet seat is 16" high (17"-19" req'd) Federal Guideline: 604.4 | | |
| | <i>Provide Grab Bars</i> | High | See Above |
| | Notes: None provided. Side and rear required. Federal Guideline: 604.5 | | |
| 8b-5 | <i>Replace Door Hardware</i> | Low | See Above |
| | Notes: Hardware requires grasping and twisting. Federal Guideline: 309.4, 402.2.7 | | |
| | <i>Modify Threshold and Replace Door</i> | Medium | See Above |
| | Notes: Floor is ramped in hallway to meet door. Slopes at 5.2% over approx. 1'. Door is 30" clear width (32" min. req'd). Reverse swing to eliminate interior clearance issues. Swing side clearance is obstructed by wall at 3" (18" parallel req'd). Federal Guideline: 404.2.5, 404.2.3 | | |
| | | | |
| | Facility Total: | | \$25,880 |
| | | | |

General Notes: 1. For door closer adjustments, cost shown is to replace in case adjustment cannot alleviate the compliance issue (typical).

Independence Park

| Exterior | | | |
|----------|---|----------|----------------|
| Item # | Description | Priority | Estimated Cost |
| 1-1 | Parking Lot | | |
| | 15 marked spaces provided, including 4 designated as accessible. 1 van space required. | | |
| | Mill and Overlay Access Aisle and Van Accessible Space. Provide Signage. | Low | \$750 |
| | Notes: Slope exceeds 2% max. (2.3%) No signage is provided. Federal Guideline: 208.2, 208.3 | | |
| | Accessible Routes | | |
| | Modify Wood Ramp and Handrails | Low | \$2,500 |
| | Notes: Wood ramp may be slippery when wet. Consider applying slip resistant coating. Handrails do not extend beyond ramp top and bottom. Federal Guideline: 505.10.1 | | |
| | Replace Walk Near Main Building | Low | \$100 |
| | Notes: 1 location identified with running slope of 9%. (5% max) Federal Guideline: 403.3 | | |
| | Replace Portions of Trail Exceeding 5% Running Slope | Low | \$2,500 |
| | Notes: Portions of trail range from 5.2% to 13%. Federal Guideline: 206.2.2, 403.3 | | |
| | Provide Accessible Route to Flag Pole/Memorial Area | N/A | N/A |
| | Notes: If this area is intended for access, provide walks. Federal Guideline: 206.2.2, 403 | | |
| | Provide Accessible Route to Case Shelter | Low | \$350 |
| | Notes: Shelter requires step up from adjacent walk. Consider replacing with sloped walk. Federal Guideline: 206.2.2, 403.4 | | |
| 21-1 | Provide Accessible Seating at Basketball Court Bleachers | Low | \$600 |
| | Notes: Total Seating approximately 42. No wheelchair spaces provided; 2 required. Provide level 36x48 space with forward approach for each space and include companion seat. Federal Guideline: 221.1, 802.1 | | |
| 22-1 | Provide Accessible Route to Site Furnishings | Low | \$500 |
| | Notes: At least 20% are required to be accessible, including connection to accessible route. (grill at REMC Shelter) Federal Guideline: 206.2.2, 403, 1011.2, 902, 306.3 | | |
| 25-1 | Eliminate Surface Level Change | Low | \$100 |
| | Notes: 1 location identified with surface level change over 1/2" at playground. One change located at intersection of asphalt and concrete between main building and shelters. Federal Guideline: 1008.2, 403.4, 303 | | |

| Item # | Description | Priority | Estimated Cost |
|-----------------|--|----------|----------------|
| Interior | | | |
| Item # | Description | Priority | Estimated Cost |
| | Women's Restroom | | |
| 15-1 | <i>Provide Wall Signage</i> | Low | \$100 |
| | Notes: None Provided. Federal Guideline: 703.2-4 | | |
| | <i>Insulate Water Lines</i> | Medium | \$100 |
| | Notes: Supply lines, valves, and exposed drain pipes are not insulated to protect against contact. Federal Guideline: 606.5 | | |
| | <i>Replace Toilet Seat</i> | Low | \$50 |
| | Notes: Seat height is 16" (17"-19" req'd). Federal Guideline: 604.4 | | |
| | <i>Reposition Toilet Paper Dispenser</i> | Low | \$50 |
| | Notes: Dispenser mounted 3" in front of toilet (7"-9" to centerline req'd). Federal Guideline: 604.7 | | |
| | <i>Provide Grab Bars</i> | High | \$1,000 |
| | Notes: None Provided Federal Guideline: 604.5.2, 609.4 | | |
| | Men's Restroom | | |
| 15-1 | <i>Provide Wall Signage</i> | Low | \$100 |
| | Notes: None Provided. Federal Guideline: 703.2-4 | | |
| | <i>Insulate Water Lines</i> | Medium | \$100 |
| | Notes: Supply lines, valves, and exposed drain pipes are not insulated to protect against contact. Federal Guideline: 606.5 | | |
| | <i>Replace Toilet Seat</i> | Low | \$50 |
| | Notes: Seat height is 16" (17"-19" req'd). Federal Guideline: 604.4 | | |
| | <i>Reposition Toilet Paper Dispenser</i> | Low | \$50 |
| | Notes: Dispenser mounted 3" in front of toilet (7"-9" to centerline req'd). Federal Guideline: 604.7 | | |
| | <i>Provide Grab Bars</i> | High | \$1,000 |
| | Notes: None Provided Federal Guideline: 604.5.2, 609.4 | | |
| | | | |
| | Facility Total: | | \$10,000 |
| | | | |

Juvenile Court/Probation/Detention Center

| Exterior | | | |
|-------------|---|----------|----------------|
| Item # | Description | Priority | Estimated Cost |
| | Parking Lot | | |
| 1-1 | <i>Parking lot is shared with Jail facility. 155 total spaces provided, including 4 designated as accessible. 1 van space and 3 accessible spaces required.</i> | | |
| | <i>Modify Signage</i> | Low | \$300 |
| | Notes: Provide van accessible tag at 1 van accessible space. Relocate all signs to required min. 60" height. Federal Guideline: 208.2, 208.3 | | |
| | Accessible Route | | |
| 2-1 | <i>Replace Curb Ramp at spaces nearest Juvenile entrance</i> | Medium | \$1,500 |
| | Notes: Ramp exceeds running slope, landing slope, and flare slope. Vertical changes exceed allowable dimensions. Federal Guideline: 406.1, 406.4 | | |
| 4-1 | <i>Replace Sidewalk from Parking</i> | Low | \$800 |
| | Notes: Portions of sidewalk exceed allowable running slope (5% max). Federal Guideline: 403.3 | | |
| 4-2 | <i>Replace Sidewalk</i> | Low | \$1,200 |
| | Notes: Portions of sidewalk exceed allowable running slope (5% max). No level exterior landing is provided at front entry (60" min.) Federal Guideline: 403.3 | | |
| | <i>Modify Trench Drain</i> | Low | \$750 |
| | Notes: Replace grate on trench drain where it crosses accessible route. Grate openings exceed 1/2" max. Federal Guideline: 403.3 | | |
| Interior | | | |
| First Floor | | | |
| Item # | Description | Priority | Estimated Cost |
| General | <i>Outlets throughout the facility meet reach ranges but do not provide adjacent floor space due to location of moveable furniture. Where public use of these outlets may occur, relocate furniture to allow for required 30x48" clear space.</i> | N/A | N/A |
| 7-1 | <i>Provide Paper Cup Dispenser</i> | Medium | \$50 |
| | Notes: "Hi-lo" fountain is not provided. Fountain provided does not meet dimensional requirements for wheelchair users or standing persons. Federal Guideline: 211 | | |
| | Main Entrance | | |
| | <i>Provide means of egress signage</i> | High | \$100 |
| | Notes: None provided. Federal Guideline: | | |

| Item # | Description | Priority | Estimated Cost |
|--------|---|----------|----------------|
| | <i>Provide Kick Plate</i> | Low | \$110 |
| | Notes: 7" to glazing (10" min. smooth req'd) Federal Guideline: 404.2.10 | | |
| | <i>Interior Lobby Entrance Door</i> | | |
| | <i>Provide Kick Plate</i> | Low | \$110 |
| | Notes: 6" to glazing (10" min. smooth req'd) Federal Guideline: 404.2.10 | | |
| | <i>Lobby to Probation Area</i> | | |
| 8b-16 | <i>Relocate Wall Signage</i> | Low | \$100 |
| | Notes: Signage provided is mounted too high. Federal Guideline: 407.4.3, 703.3-4 | | |
| | <i>Replace Door Hardware</i> | Low | \$300 |
| | Notes: Hardware requires twisting and grasping. Federal Guideline: 309.4, 402.2.7 | | |
| | <i>Adjust Door Closer²</i> | High | \$450 |
| | Notes: Operating effort is 10 lb (5 lb max for interior doors). Federal Guideline: 404.2.9 | | |
| 8b-17 | <i>Provide Wall Signage</i> | Low | \$100 |
| | Notes: None Provided Federal Guideline: 407.4.3, 703.3-4 | | |
| | <i>Replace Door Hardware</i> | Low | \$300 |
| | Notes: Hardware requires twisting and grasping. Federal Guideline: 309.4, 402.2.7 | | |
| | <i>Adjust Door Closer²</i> | High | \$450 |
| | Notes: Closing speed is less than 5 sec. min. Operating effort is 11 lb (5 lb max for interior doors). Federal Guideline: 404.2.9 | | |
| | <i>Public Pay Phone</i> | Low | \$0 |
| | Notes: Maneuvering space blocked by moveable chairs. Phone also protrudes 12" at 30" height. Phone is not operational. Considering removing. Federal Guideline: 205.1 | | |
| | <i>Provide Accessible Service Counter or Alternate Accommodation</i> | Low | \$600 |
| | Notes: Counter height at service window exceeds allowable height and provides no knee space (28" - 34" with knee space for work surface; 38" max verbal interaction) Federal Guideline: 226.1, 902.2 | | |
| | <i>Probation Corridor</i> | | |
| 8b-18 | <i>Provide Wall Signage</i> | Low | \$100 |
| | Notes: None Provided Federal Guideline: 407.4.3, 703.3-4 | | |

| Item # | Description | Priority | Estimated Cost |
|-----------|--|----------|----------------|
| | <i>Adjust Door Closer¹</i> | High | \$450 |
| | Notes: Closing speed is less than 5 sec. min. Operating effort is 12 lb (5 lb max for interior doors). Federal Guideline: 404.2.9 | | |
| | <i>Modify Glazing</i> | Low | \$400 |
| | Notes: Glazing panel located at 44" above finish floor. (43" max.) Federal Guideline: 404.2.11 | | |
| | Probation Conference Room | | |
| | <i>Note: 7 probation offices were evaluated with varying levels of compliance. Conference room provides alternate accommodation as no special use occurs within individual offices that cannot be provided in the conference room. Therefore, modifications to these spaces were not recommended and findings are not included within this report.</i> | | |
| 8b-19 | <i>Provide Wall Signage</i> | Low | \$100 |
| East Door | Notes: None Provided Federal Guideline: 407.4.3, 703.3-4 | | |
| | <i>Replace Door Hardware</i> | Low | \$300 |
| | Notes: Hardware requires twisting and grasping. Federal Guideline: 309.4, 402.2.7 | | |
| | <i>Adjust Door Closer¹</i> | High | \$450 |
| | Notes: Closing speed is less than 5 sec. min. Operating effort is 11 lb (5 lb max for interior doors). Federal Guideline: 404.2.9 | | |
| | <i>Modify Glazing</i> | Low | \$400 |
| | Notes: Glazing panel located at 44" above finish floor. (43" max.) Federal Guideline: 404.2.11 | | |
| 8b-20 | <i>Replace Wall Signage</i> | Low | \$100 |
| West Door | Notes: Braille is not provided. Federal Guideline: 407.4.3, 703.3-4 | | |
| | <i>Replace Door Hardware</i> | Low | \$300 |
| | Notes: Hardware requires twisting and grasping. Federal Guideline: 309.4, 402.2.7 | | |
| | <i>Adjust Door Closer¹</i> | High | \$450 |
| | Notes: Closing speed is less than 5 sec. min. Operating effort is 11 lb (5 lb max for interior doors). Federal Guideline: 404.2.9 | | |

| Item # | Description | Priority | Estimated Cost |
|----------------|--|----------|----------------|
| | <i>Modify Glazing</i> | Low | \$400 |
| | Notes: Glazing panel located at 44" above finish floor. (43" max.) Federal Guideline: 404.2.11 | | |
| | Probation Testing Room | | |
| | <i>Provide Accessible Testing Station (Recommended)</i> | N/A | N/A |
| | Notes: Clear knee space is insufficient at testing station table. Though not built-in, recommend providing station meeting height and clear space requirements. Federal Guideline: 308.2 | | |
| 8b-21 | <i>Provide Wall Signage</i> | Low | \$100 |
| | Notes: None Provided Federal Guideline: 407.4.3, 703.3-4 | | |
| | <i>Replace Door Hardware</i> | Low | \$300 |
| | Notes: Hardware requires twisting and grasping. Federal Guideline: 309.4, 402.2.7 | | |
| | <i>Adjust Door Closer¹</i> | Medium | \$450 |
| | Notes: Operating effort is 11 lb (5 lb max for interior doors). Federal Guideline: 404.2.9 | | |
| | Visitation Area | | |
| | <i>Provide Alternate Accommodation for Accessible Visitation use.</i> | Low | \$1,500 |
| | Notes: Fixed picnic tables (interior and exterior) are provided for visitation use in lieu of cubicles. Tables do not provide for wheelchair access. Federal Guideline: 307.2 | | |
| | <i>Doors Into Visitation (Secure Doors, opened and closed by staff for admittance.)</i> | | |
| 8b-3, 8b-4 | <i>Provide Wall Signage</i> | Low | \$200 |
| Interior Doors | Notes: None provided. Braille, and Raised Text signage required on Federal Guideline: 407.4.3, 703.3-4 | | |
| 8b-5 | <i>Replace Threshold</i> | Low | \$120 |
| Courtyard Door | Notes: 1" ht (1/4" max; 1/2" beveled req'd) Federal Guideline: 404.2.10 | | |
| | Women's Restroom | | |
| 15-1 | <i>Insulate water lines</i> | Medium | \$100 |
| | Notes: Supply lines, valves, and exposed drain pipes are not insulated to protect against contact. Federal Guideline: 606.5 | | |
| | <i>Replace Faucet Controls</i> | Low | \$350 |
| | Notes: Controls requires twisting and grasping. Federal Guideline: 309, 606.4 | | |

| Item # | Description | Priority | Estimated Cost |
|--------|---|----------|----------------|
| | <i>Provide Paper Towel Dispenser</i> | Medium | \$100 |
| | Notes: Hand dryer power button at 51" (15"-48" max). Federal Guideline: 308, 604.7 | | |
| | <i>Reposition Mirror</i> | Medium | \$50 |
| | Notes: Bottom edge of reflecting surface is at 48" ht. (40" max.) Federal Guideline: 603.3 | | |
| | <i>Reconfigure Stall Partition</i> | Low | \$1,270 |
| | Notes: Stall width is 41" (60" min. req'd). Federal Guideline: 604.2-604.4, 604.8 | | |
| | <i>Reposition Toilet</i> | Low | \$765 |
| | Notes: Toilet is located 21" from centerline to sidewall (16"-18" req'd). Federal Guideline: 604.2-604.4, 604.8 | | |
| | <i>Provide and/or Reposition Grab Bars</i> | Low | \$1,000 |
| | Notes: Rear grab bar is not provided. Side grab bar is extends 49" from rear wall (54" req'd). Federal Guideline: 604.5, 609.3-4 | | |
| | <i>Reposition Coat Hook</i> | Medium | \$50 |
| | Notes: Located at 60" ht. (15"-48" req'd) Federal Guideline: 308, 603.4 | | |
| 8b-7 | <i>Adjust Door Closer¹</i> | High | \$450 |
| | Notes: Closing speed is less than 5 sec. min. Operating effort is 8 lb (5 lb max for interior doors). Federal Guideline: 404.2.8-9 | | |
| | <i>Provide Kick Plate</i> | Low | \$110 |
| | Notes: 8" provided. (10" min. smooth req'd) Federal Guideline: 404.2.10 | | |
| | Men's Restroom | | |
| 15-2 | <i>Insulate water lines</i> | Medium | \$100 |
| | Notes: Supply lines, valves, and exposed drain pipes are not insulated to protect against contact. Federal Guideline: 606.5 | | |
| | <i>Replace Faucet Controls</i> | Low | \$350 |
| | Notes: Controls requires twisting and grasping. Federal Guideline: 309, 606.4 | | |
| | <i>Provide Paper Towel Dispenser</i> | Medium | \$100 |
| | Notes: Hand dryer power button at 51" (15"-48" max). Federal Guideline: 308, 604.7 | | |
| | <i>Reposition Mirror</i> | Medium | \$50 |
| | Notes: Bottom edge of reflecting surface is at 48" ht. (40" max.) Federal Guideline: 603.3 | | |
| | Note: Urinal is not accessible, but since only one is provided, it is not required to comply per 213.3.3 | | |

| Item # | Description | Priority | Estimated Cost |
|---------------------|---|----------|----------------|
| | <i>Reposition and Reconfigure Urinal Area</i> | Medium | |
| | Notes: Top of lip is 23" high and projects 13" from wall. (17" max. ht; 13 1/2" min. projection) Flush controls are located at 52" ht (48" max) and require 8lb pressure to operate (5lb max). Space at urinal is 27" wide (30" min req'd). Federal Guideline: 308, 309, 605.2-4 | | |
| | <i>Reconfigure Stall Partition</i> | Low | \$1,270 |
| | Notes: Stall width is 37" (60" min. req'd). Space in front of door is 36" clear (42" min req'd at right angle to door) Federal Guideline: 604.2-604.4, 604.8 | | |
| | <i>Reposition Coat Hook</i> | Medium | \$50 |
| | Notes: Located at 59" ht. (15"-48" req'd) Federal Guideline: 308, 603.4 | | |
| 8b-8 | <i>Adjust Door Closer¹</i> | High | \$450 |
| | Notes: Closing speed is less than 5 sec. min. Operating effort is 8 lb (5 lb max for interior doors). Federal Guideline: 404.2.8-9 | | |
| | <i>Provide Kick Plate</i> | Low | \$110 |
| | Notes: 8" provided. (10" min. smooth req'd) Federal Guideline: 404.2.10 | | |
| Second Floor | | | |
| Item # | Description | Priority | Estimated Cost |
| | <i>Stairways</i> | | |
| | Note: Per 210.1, Exception 3: In alterations, stairs between levels that are connected by an accessible route shall not be required to comply with 504 except that handrails complying with 505 shall be provided when the stairs are altered. | | |
| 11-1 | <i>Modify Handrails</i> | N/A | N/A |
| | Notes: Handrail perimeter is 9" (4"-6 1/4" max). Inadequate extensions and returns are provided (12" beyond top stair and 1 tread depth beyond bottom stair required.) Federal Guideline: 505.3, 505.7, 505.10 | | |
| | <i>Provide Stairways Signage</i> | Medium | \$200 |
| | Notes: None Provided. Raised text/Braille indicating floor level required at each landing. Federal Guideline: 216.3-4, 703.2, 703.4 | | |
| | <i>Elevator</i> | | |
| | Note: While the elevator does not meet standards, in general the elevator has proved usable by wheelchair users in the past. | | |
| 14-1 | <i>Provide greater elevator car dimensions</i> | Low | TBD |
| | Notes: Car width is 64". (80" min. for center door) Car depth is 50" (51" to return, 54" to inside face of door req'd for center door) Door width is 34" (42" min. for center door) Federal Guideline: 407.4.1 | | |

| Item # | Description | Priority | Estimated Cost |
|--------|--|----------|----------------|
| | <i>Provide Emergency Stop button</i> | Low | TBD |
| | Notes: None provided. | | |
| | Federal Guideline: 407.4.7 | | |
| | <i>Modify Emergency Two-Way Communication System</i> | Medium | \$500 |
| | Notes: No raised symbols or Braille message provided for phone/handset. Door compartment does not provide lever type hardware. Voice is required to use system. No audible or visual signals were apparent to indicate assistance coming. Federal Guideline: 404.4.7, 407.4.9, 309, 708.1-2 | | |
| | <i>Provide Audible Warnings and Hallway Signals</i> | Medium | \$700 |
| | Notes: Audible or visual warning devices are not provided for up and down directions in hallway. Federal Guideline: 407.2.2.3, 407.4.8 | | |
| | <i>Adjust Optical Sensor</i> | Medium | \$0 |
| | Notes: Door opening sensor does not hold doors open when activated unless continuously in doorway (20 sec. min). Federal Guideline: 407.3.3 | | |
| | Corridors and Lobby Area | | |
| | <i>Provide Accessible Service Counter or Alternate Accommodation</i> | Low | \$600 |
| | Notes: Counter height at service desk exceeds allowable height and provides no knee space (28" - 34" with knee space for work surface; 38" max verbal interaction) Federal Guideline: 226.1, 902.2 | | |
| 8b-9 | <i>Replace Door Hardware</i> | Low | \$300 |
| | Notes: Hardware requires twisting and grasping. Federal Guideline: 309.4, 402.2.7 | | |
| | <i>Adjust Door Closer²</i> | High | \$450 |
| | Notes: Closing speed is less than 5 sec. min. Operating effort is 12 lb (5 lb max for interior doors). Federal Guideline: 404.2.8-9 | | |
| | Courtroom 1 | | |
| | <i>Provide Accessible Aisle Seating in Assembly Area</i> | Low | \$110 |
| | Notes: None provided. 2 total aisle seats provided in gallery requiring minimum of 1 aisle seat to be designated accessible. Federal Guideline: 221.4, 802.4 | | |
| | <i>Provide Assistive Listening Devices and Signage</i> | Low | \$350 |

| Item # | Description | Priority | Estimated Cost |
|--------|--|----------|----------------|
| | Notes: Employees stated 1 assistive listening devices is available. Per table 219.3, 2 receivers are required. Both must be hearing-aid compatible. No signage is provided indicating availability of system. Federal Guideline: 219.2-219.3, 216.10, 703.7.2.4, 706.1 | | |
| | <i>Provide Alternate Accommodation for Witness Stand</i> | N/A | \$0 |
| | Notes: Witness stand has 26" clear width. (30" min. required for clear knee space) Federal Guideline: 403 | | |

| Item # | Description | Priority | Estimated Cost |
|--------|---|----------|----------------|
| | <i>Door from Lobby</i> | | |
| 8b-12 | <i>Relocate Wall Signage</i> | Low | \$100 |
| | Notes: Signage provided is mounted too high. Federal Guideline: 407.4.3, 703.3-4 | | |
| | <i>Replace Door Hardware</i> | Low | \$300 |
| | Notes: Hardware requires twisting and grasping. Federal Guideline: 309.4, 402.2.7 | | |
| | <i>Adjust Door Closer¹</i> | High | \$450 |
| | Notes: Operating effort is 10lb (5 lb max for interior doors). Federal Guideline: 404.2.9 | | |
| | <i>Door to Jury Room</i> | | |
| 8b-10 | <i>Provide Wall Signage</i> | Low | \$100 |
| | Notes: None provided. Federal Guideline: 407.4.3, 703.3-4 | | |
| | <i>Replace Door Hardware</i> | Low | \$300 |
| | Notes: Hardware requires twisting and grasping. Federal Guideline: 309.4, 402.2.7 | | |
| | <i>Adjust Door Closer¹</i> | High | \$450 |
| | Notes: Closing speed is less than 5 sec. min. Operating effort is 10 lb (5 lb max for interior doors). Federal Guideline: 404.2.8-9 | | |
| | <i>Courtroom 2</i> | | |
| | <i>Provide Accessible Aisle Seating in Assembly Area</i> | Low | \$110 |
| | Notes: None provided. 3 total aisle seats provided in gallery requiring minimum of 1 aisle seat to be designated accessible. Federal Guideline: 221.4, 802.4 | | |
| | <i>Door from Lobby</i> | | |
| 8b-13 | <i>Relocate Wall Signage</i> | Low | \$100 |
| | Notes: Signage provided is mounted too high. Federal Guideline: 407.4.3, 703.3-4 | | |
| | <i>Replace Door Hardware</i> | Low | \$300 |
| | Notes: Hardware requires twisting and grasping. Federal Guideline: 309.4, 402.2.7 | | |
| | <i>Adjust Door Closer¹</i> | High | \$450 |
| | Notes: Operating effort is 10lb (5 lb max for interior doors). Federal Guideline: 404.2.9 | | |

| Item # | Description | Priority | Estimated Cost |
|--------|--|----------|----------------|
| | Jury Room | | |
| | Note: The jury portion of this facility has not been used in 15+ years. These areas (including the | | |
| 18-4 | Provide Occupancy Sensor | Low | N/A |
| | Notes: Light Switches located at 50" ht (48" max). Federal Guideline: 205.1, 308.2-3 | | |
| | Door from Hall (See Courtrooms for other access points) | | |
| 8b-11 | Replace Wall Signage | Low | N/A |
| | Notes: Sign does not provide Braille or tactile and is mounted above 60". Federal Guideline: 407.4.3, 703.3-4 | | |
| | Replace Door Hardware | Low | N/A |
| | Notes: Hardware requires twisting and grasping. Federal Guideline: 309.4, 402.2.7 | | |
| | Adjust Door Closer ¹ | Medium | N/A |
| | Notes: Closing speed is less than 5 sec. min. Operating effort is 10 lb (5 lb max for interior doors). Federal Guideline: 404.2.8-9 | | |
| | Jury Restroom - Women's | | |
| 16-2 | Replace Faucet Controls | Low | N/A |
| | Notes: Controls requires twisting and grasping. Federal Guideline: 309, 606.4 | | |
| | Insulate water lines | Medium | N/A |
| | Notes: Supply lines, valves, and exposed drain pipes are not insulated to protect against contact. Federal Guideline: 606.5 | | |
| | Provide Towel Dispenser | Low | N/A |
| | Notes: Dryer requires 10 lb force to operate. Federal Guideline: 308, 604.7 | | |
| | Reposition Mirror | Medium | N/A |
| | Notes: Bottom edge of reflecting surface is at 48" ht. (40" max.) Federal Guideline: 603.3 | | |
| | Reposition Toilet Paper Dispenser | Low | N/A |
| | Notes: Located 12" in front of toilet (7"-9" from centerline req'd). Federal Guideline: 308, 604.7 | | |
| | Provide Maneuvering Space | Low | N/A |
| | Notes: Overall dimension of room is inadequate for clear area at fixtures and turning area. Sink obstructs required clear width at toilet. Federal Guideline: 304.3, 306.3, 603.2, 604.3, 606.2 | | |

| Item # | Description | Priority | Estimated Cost |
|--------|--|----------|----------------|
| | <i>Provide Grab Bars</i> | Low | N/A |
| | Notes: None provided. Federal Guideline: 604.5, 609.3-4 | | |
| | <i>Provide Door Signage</i> | Low | N/A |
| | Notes: None Provided. Federal Guideline: 216.8, 703.6 | | |
| 8b-14 | <i>Replace Door Hardware</i> | Low | N/A |
| | Notes: Hardware requires twisting and grasping. Federal Guideline: 309.4, 402.2.7 | | |
| | <i>Adjust Door Closer¹</i> | Medium | N/A |
| | Notes: Closing speed is less than 5 sec. min. Operating effort is 9 lb (5 lb max for interior doors). Federal Guideline: 404.2.8-9 | | |
| | Jury Restroom - Men's | | |
| 16-3 | <i>Replace Faucet Controls</i> | Low | N/A |
| | Notes: Controls requires twisting and grasping. Federal Guideline: 309, 606.4 | | |
| | <i>Insulate water lines</i> | Medium | N/A |
| | Notes: Supply lines, valves, and exposed drain pipes are not insulated to protect against contact. Federal Guideline: 606.5 | | |
| | <i>Provide Towel Dispenser</i> | Low | N/A |
| | Notes: Dryer requires 10 lb force to operate. Federal Guideline: 308, 604.7 | | |
| | <i>Reposition Mirror</i> | Medium | N/A |
| | Notes: Bottom edge of reflecting surface is at 48" ht. (40" max.) Federal Guideline: 603.3 | | |
| | <i>Reposition Toilet Paper Dispenser</i> | Low | N/A |
| | Notes: Located 12" in front of toilet (7"-9" from centerline req'd). Federal Guideline: 308, 604.7 | | |
| | <i>Provide Maneuvering Space</i> | Low | N/A |
| | Notes: Overall dimension of room is inadequate for clear area at fixtures and turning area. Sink obstructs required clear width at toilet. Federal Guideline: 304.3, 306.3, 603.2, 604.3, 606.2 | | |
| | <i>Provide Grab Bars</i> | Low | N/A |
| | Notes: None provided. Federal Guideline: 604.5, 609.3-4 | | |
| | <i>Provide Door Signage</i> | Low | N/A |
| | Notes: None Provided. Federal Guideline: 216.8, 703.6 | | |
| 8b-15 | <i>Replace Door Hardware</i> | Low | N/A |
| | Notes: Hardware requires twisting and grasping. | | |

| Item # | Description | Priority | Estimated Cost |
|--------|--|----------|----------------|
| | Federal Guideline: 309.4, 402.2.7 | | |
| | <i>Adjust Door Closer¹</i> | Medium | N/A |
| | Notes: Operating effort is 9 lb (5 lb max for interior doors). Federal Guideline: 404.2.9 | | |
| | | | |
| | Facility Total: | | \$26,935 |
| | | | |

General Notes: 1. For door closer adjustments, cost shown is to replace in case adjustment cannot alleviate the

Johnson County Museum of History

| Exterior | | | |
|------------------|--|----------|----------------|
| Item # | Description | Priority | Estimated Cost |
| 1-1 | Parking Lot | | |
| | 19 spaces provided, including 2 designated as accessible. One van space required. | | |
| | Relocate Accessible Parking Signage | Low | \$100 |
| | Notes: Mounted at 55" ht. (60" min.) Federal Guideline: 208.2, 208.3 | | |
| | Restripe Spaces and Access Aisle | Low | \$100 |
| | Notes: Markings are difficult to see. Federal Guideline: 502.3.3 | | |
| 6-1 | Exterior Stair | | |
| | Note: Per 210.1, Exception 3: In alterations, stairs between levels that are connected by an accessible route shall not be required to comply with 504 except that handrails complying with 505 shall be provided when the stairs are altered. | | |
| | Replace Landings | N/A | N/A |
| | Notes: Landings are 57 1/2" depth (60" min.) Federal Guideline: 304.2 | | |
| Interior | | | |
| Item # | Description | Priority | Estimated Cost |
| | Exterior Entrances | | |
| | Provide access to a minimum of 60% of all public entrances | | See Below |
| | Notes: 2 public entrances provided. 2 must be accessible. Federal Guideline: 206.4, 404 | | |
| | Provide means of egress signage at all doors | High | \$200 |
| | Notes: Visual only provided. Tactile required. Federal Guideline: | | |
| 8a-1 | Replace Door | Low | \$3,500 |
| West Door | Notes: Door clear width is 27" (32" req'd). Federal Guideline: 404.2.3 | | |
| | Adjust Door Closer ¹ | High | \$450 |
| | Notes: Operating effort exceeds 15 lb max for exterior doors. Federal Guideline: 404.2.9 | | |
| | Provide Kick Plate | Low | \$110 |
| | Notes: Glazing is within 10" min. smooth req'd. Federal Guideline: 404.2.10 | | |
| | Provide Level Maneuvering Space on Swing Side | Low | |
| | Notes: Wall located at 8" parallel to doorway (18" min. req'd) Federal Guideline: 404.2.4.1 | | |
| 8a-2 | Provide Kick Plate | Low | \$110 |
| Parking Lot Door | Notes: Glazing is within 10" min. smooth req'd. Federal Guideline: 404.2.10 | | |

| Item # | Description | Priority | Estimated Cost |
|--------------------|---|----------|----------------|
| | <i>Adjust Door Closer</i> ¹ | High | \$450 |
| | Notes: Operating effort exceeds 15 lb max for exterior doors. Federal Guideline: 404.2.9 | | |
| Lower Level | | | |
| Item # | Description | Priority | Estimated Cost |
| | Genealogy Room | | |
| 18-1 | <i>Provide Wall Signage</i> | Low | \$100 |
| | Notes: None provided. Braille, and Raised Text signage required on latch side of door. Federal Guideline: 703.3 | | |
| | <i>Provide Occupancy Sensor and Alternate Outlet Access</i> | Medium | \$220 |
| | Notes: Electrical switch is at 50" ht (48" max). Outlet located at 13". Provide power strip mounted within reach range (15"-48") Federal Guideline: 205.1, 308.2-3 | | |
| | Meeting Room | | |
| 18-2 | <i>Provide Wall Signage</i> | Low | \$100 |
| | Notes: None provided. Braille, and Raised Text signage required on latch side of door. Federal Guideline: 703.3 | | |
| | <i>Provide Occupancy Sensor and Alternate Outlet Access</i> | Medium | \$220 |
| | Notes: Electrical switch is at 50" ht (48" max). Outlet located at 13". Provide power strip mounted within reach range (15"-48") Federal Guideline: 205.1, 308.2-3 | | |
| | Corridors | | |
| | <i>Recommend Museum staff confirm accessibility each time corridor exhibits are reconfigured to ensure required clear path of travel and to avoid protruding objects.</i> | | |
| | <i>Corridor double doors are propped open during museum hours. Non-compliant thumb latch hardware should be modified if this changes.</i> | | |
| First Floor | | | |
| Item # | Description | Priority | Estimated Cost |
| | Museum Store | | |
| 18-3 | <i>Provide Wall Signage</i> | Low | \$100 |
| | Notes: None provided. Braille, and Raised Text signage required on latch side of door. Federal Guideline: 703.3 | | |
| | Victorian Room | | |
| 18-4 | <i>Provide Wall Signage</i> | Low | \$100 |
| | Notes: None provided. Braille, and Raised Text signage required on latch side of door. Federal Guideline: 703.3 | | |

| Item # | Description | Priority | Estimated Cost |
|--------|--|----------|----------------|
| | Civil War Room | | |
| 18-5 | <i>Provide Wall Signage</i> | Low | \$100 |
| | Notes: None provided. Braille, and Raised Text signage required on latch side of door. Federal Guideline: 703.3 | | |
| | Pioneer Room | | |
| 18-6 | <i>Provide Wall Signage</i> | Low | \$100 |
| | Notes: None provided. Braille, and Raised Text signage required on latch side of door. Federal Guideline: 703.3 | | |
| | Basketball Room | | |
| 18-7 | <i>Provide Wall Signage</i> | Low | \$100 |
| | Notes: None provided. Braille, and Raised Text signage required on latch side of door. Federal Guideline: 703.3 | | |
| | 50's Room | | |
| 18-8 | <i>Provide Wall Signage</i> | Low | \$100 |
| | Notes: None provided. Braille, and Raised Text signage required on latch side of door. Federal Guideline: 703.3 | | |
| | Men's Restroom | | |
| 15-1 | <i>Replace Door Signage</i> | Low | \$100 |
| | Notes: Provide correct size pictogram and raised text. Federal Guideline: 703.6, 216.8 | | |
| | <i>Insulate water lines</i> | Medium | \$100 |
| | Notes: Supply lines, valves, and exposed drain pipes are not insulated to protect against contact. Federal Guideline: 606.5 | | |
| | <i>Reposition Dispensers</i> | Low | \$50 |
| | Notes: Mounted outside of 15"-48" reach range. Federal Guideline: 308, 604.7 | | |
| | <i>Provide Occupancy Sensor</i> | Medium | \$220 |
| | Notes: Electrical switch is at 50" ht (48" max). Federal Guideline: 205.1, 308.2-3 | | |
| | <i>Reposition Urinal</i> | Medium | \$920 |
| | Notes: Top of lip is 23" high and projects 11" from wall. (17" max. ht; 13 1/2" min. projection) Flush controls are located at 51" ht (48" max). Federal Guideline: 308, 309, 605.2-4 | | |
| | <i>Replace Stall Door Hardware</i> | Low | \$100 |
| | Notes: Handles and/or latch not compliant. Federal Guideline: 213.3, 604.8.1.2, 404.2.7, 309.4 | | |
| | <i>Reconfigure Stall Partition</i> | Medium | \$1,270 |
| | Notes: Stall width is 40 1/2" (60" min. req'd). Federal Guideline: 604.3.1 | | |

| Item # | Description | Priority | Estimated Cost |
|--------|--|----------|----------------|
| | <i>Reposition Toilet</i> | Low | \$765 |
| | Notes: Toilet is located 23" from side wall to centerline of toilet (16" min-18" max req'd). Federal Guideline: 604.2 | | |
| | <i>Provide Grab Bars</i> | High | \$1,000 |
| | Notes: None provided. Federal Guideline: 604.5, 609.3-4 | | |
| | <i>Reposition Coat Hook</i> | Medium | \$50 |
| | Notes: Coat hook is 68" high (48" max). Federal Guideline: 308, 603.4 | | |
| 8b-1 | <i>Replace Door Hardware</i> | Low | \$300 |
| | Notes: Knobs require grasping and twisting. Federal Guideline: 309.4, 402.2.7 | | |
| | Women's Restroom | | |
| 15-2 | <i>Replace Door Signage</i> | Low | \$100 |
| | Notes: Provide correct size pictogram and raised text. Federal Guideline: 703.6, 216.8 | | |
| | <i>Insulate water lines</i> | Medium | \$100 |
| | Notes: Supply lines, valves, and exposed drain pipes are not insulated to protect against contact. Federal Guideline: 606.5 | | |
| | <i>Reposition Dispensers</i> | Medium | \$50 |
| | Notes: Mounted outside of 15"-48" reach range. Federal Guideline: 308, 604.7 | | |
| | <i>Reposition Mirror</i> | Medium | \$50 |
| | Notes: Bottom edge of reflecting surface is at 52" ht. (40" max.) Federal Guideline: 603.3 | | |
| | <i>Provide Occupancy Sensor</i> | Medium | \$220 |
| | Notes: Electrical switch is at 50" ht (48" max). Federal Guideline: 205.1, 308.2-3 | | |
| | <i>Replace Stall Door Hardware</i> | Low | \$100 |
| | Notes: Handles and/or latch not compliant. Federal Guideline: 213.3, 604.8.1.2, 404.2.7, 309.4 | | |
| | <i>Reconfigure Stall Partition</i> | Medium | \$1,270 |
| | Notes: Stall width is 40" (60" min. req'd). Federal Guideline: 604.3.1 | | |
| | <i>Reposition Toilet</i> | Low | \$765 |
| | Notes: Toilet is located 23" from side wall to centerline of toilet (16" min-18" max req'd). Federal Guideline: 604.2 | | |
| | <i>Provide Grab Bars</i> | High | \$1,000 |
| | Notes: None provided. Federal Guideline: 604.5, 609.3-4 | | |

| Item # | Description | Priority | Estimated Cost |
|--------|--|----------|----------------|
| | <i>Reposition Coat Hook</i> | Medium | \$50 |
| | Notes: Coat hook is 68" high (48" max). Federal Guideline: 308, 603.4 | | |
| 8b-2 | <i>Replace Door Hardware</i> | Low | \$300 |
| | Notes: Knobs require grasping and twisting. Federal Guideline: 309.4, 402.2.7 | | |
| | <i>Corridors</i> | | |
| | <i>Recommend Museum staff confirm accessibility each time corridor exhibits are reconfigured to ensure required clear path of travel and to avoid protruding objects.</i> | | |
| 7-1 | <i>Provide Paper Cup Dispenser</i> | Medium | \$50 |
| | Notes: "Hi-lo" fountain is not provided. Fountain provided does not meet dimensional requirements for wheelchair users, but is acceptable for standing persons. Federal Guideline: 211, 306.3 | | |

Floor Level Access

| Item # | Description | Priority | Estimated Cost |
|--------|--|----------|----------------|
| | <i>Elevator</i> | | |
| | <i>Modify Car Control Buttons</i> | Medium | \$250 |
| | Notes: Emergency controls are located at top of panel (grouped at bottom req'd). Federal Guideline: 407.4.6 | | |
| | <i>Modify Emergency Two-Way Communication System</i> | Medium | \$350 |
| | Notes: Door compartment does not provide any hardware. Voice is required to use system. Federal Guideline: 309, 708.1 | | |
| | <i>Provide Audible Warnings</i> | Medium | \$150 |
| | Notes: Audible warning devices are not provided for up and down directions in hallway. Interior audible warnings are not provided when cars pass or arrive at floor. No audible indication of car's position is provided. Federal Guideline: 407.2.2.3, 407.4.8 | | |
| | <i>Adjust Optical Sensor</i> | Medium | \$300 |
| | Notes: Door opening sensor does not hold doors open when activated (20 sec. min). Federal Guideline: 407.3.3 | | |
| | <i>Stairways</i> | | |
| | <i>Note: Per 210.1, Exception 3: In alterations, stairs between levels that are connected by an accessible route shall not be required to comply with 504 except that handrails complying with 505 shall be provided when the stairs are altered.</i> | | |
| 11-1 | <i>South Stair</i> | | |
| | <i>Provide Stairways Signage</i> | Low | \$300 |
| | Notes: None Provided. Raised text/Braille indicating floor level required at each landing. | | |

| Item # | Description | Priority | Estimated Cost |
|--------|---|----------|----------------|
| | Federal Guideline: 216.3-4, 703.2, 703.4 | | |
| | <i>Provide Handrail Extensions</i> | N/A | N/A |
| | Notes: Exentions vary at each floor level. (12" beyond top nosing and 1 tread depth beyond lowest riser req'd) Federal Guideline: 405.8, 505 | | |
| | North Stair | | |
| | <i>Provide Stairways Signage</i> | Low | \$200 |
| | Notes: None Provided. Raised text/Braille indicating floor level required at each landing. Federal Guideline: 216.3-4, 703.2, 703.4 | | |
| | | | |
| | Facility Total: | | \$16,740 |
| | | | |

General Notes: 1. For door closer adjustments, cost shown is to replace in case adjustment cannot alleviate the compliance issue (typical). 2. Electrical switches in offices and common spaces are employee operated. These elements are not included in this summary. 3. Upper floor is currently employee only.

Prosecutor's Office

| Exterior | | | |
|-------------|---|----------|----------------|
| Item # | Description | Priority | Estimated Cost |
| 1-1 | Parking Lot | | |
| South Lot | 8 spaces provided, none designated as accessible. 1 van space required. | N/A | N/A |
| | Notes: This lot serves a stair entry. It is assumed this decision was made to provide the required space for this lot in North lot for ease of accessible route to building. | | |
| North Lot | 30 spaces provided, including 4 designated as accessible. 1 van space and 1 car space required. | Medium | \$500 |
| | Notes: Two spaces are not adjacent to access aisles. Curb ramp extends into only access aisle. Reconfigure parking to accommodate shared access aisles between spaces. | | |
| | Federal Guideline: 406.5, 502.3 | | |
| Interior | | | |
| First Floor | | | |
| Item # | Description | Priority | Estimated Cost |
| | Lobby | | |
| 7-1 | Provide Paper Cup Dispenser | Medium | \$150 |
| | Notes: "Hi-lo" fountain is not provided. Fountain provided does not meet dimensional requirements for wheelchair users or standing persons. Provide adjacent cane detectable element to eliminate protrusion. Federal Guideline: 211 | | |
| | Provide means of egress signage | High | \$100 |
| | Notes: None provided. Tactile required. Federal Guideline: | | |
| 8a-1 | Provide Kick Plate | Low | \$110 |
| | Notes: 7 1/2" to glazing (10" min. smooth req'd) Federal Guideline: 404.2.10 | | |
| | Deposition Room | | |
| | Provide Wall Signage | Low | \$100 |
| | Notes: Sign provided does not have Braille or raised text. Federal Guideline: 703.2-3 | | |

| Item # | Description | Priority | Estimated Cost |
|--------|--|----------|----------------|
| | Women's Restroom | | |
| 8b-2 | <i>Adjust Door Closer</i> ³ | Low | \$450 |
| | Notes: Operating effort exceeds 5 lb max for interior doors. Federal Guideline: 404.2.9 | | |
| 15-1 | <i>Reposition Lavatory</i> | Low | \$1,000 |
| | Notes: Sink is 35" ht (34" max.) Federal Guideline: 604.3.1 | | |
| | <i>Insulate water lines</i> | Medium | \$100 |
| | Notes: Supply lines, valves, and exposed drain pipes are not insulated to protect against contact. Federal Guideline: 606.5 | | |
| | <i>Reposition Mirror</i> | Low | \$50 |
| | Notes: Bottom edge of reflecting surface is at 43" ht. (40" max.) Federal Guideline: 603.3 | | |
| | <i>Provide Occupancy Sensor</i> | Medium | \$220 |
| | Notes: Electrical switch is at 50" ht (48" max). Federal Guideline: 205.1, 308.2-3 | | |
| | <i>Replace Stall Door Hardware</i> | Low | \$100 |
| | Notes: Handles and latch not compliant. Federal Guideline: 213.3, 604.8.1.2, 404.2.7, 309.4 | | |
| | <i>Reconfigure Stall Partition</i> | Low | \$1,270 |
| | Notes: Stall width is 58" (60" min. req'd). Stall depth is 56 1/2" (59" min.) Federal Guideline: 604.2-604.4, 604.8 | | |
| | <i>Provide Grab Bars</i> | High | \$1,000 |
| | Notes: None provided. Federal Guideline: 604.5, 609.3-4 | | |
| | Men's Restroom | | |
| 8b-3 | <i>Adjust Door Closer</i> ³ | Low | \$450 |
| | Notes: Operating effort exceeds 5 lb max for interior doors. Federal Guideline: 404.2.9 | | |
| 15-2 | <i>Reposition Lavatory</i> | Low | \$1,000 |
| | Notes: Sink is 35" ht (34" max.) Federal Guideline: 604.3.1 | | |
| | <i>Insulate water lines</i> | Medium | \$100 |
| | Notes: Supply lines, valves, and exposed drain pipes are not insulated to protect against contact. Federal Guideline: 606.5 | | |
| | <i>Reposition Mirror</i> | Low | \$50 |
| | Notes: Bottom edge of reflecting surface is at 43" ht. (40" max.) Federal Guideline: 603.3 | | |
| | <i>Provide Occupancy Sensor</i> | Medium | \$220 |
| | Notes: Electrical switch is at 50" ht (48" max). Federal Guideline: 205.1, 308.2-3 | | |

| Item # | Description | Priority | Estimated Cost |
|--------|--|----------|----------------|
| | <i>Reposition Urinal</i> | Medium | \$920 |
| | Notes: Top of lip is 24" high. (17" max. ht) Flush controls are located at 52" ht (48" max). Federal Guideline: 308, 309, 605.2-4 | | |
| | <i>Replace Stall Door Hardware</i> | Low | \$100 |
| | Notes: Handles and latch not compliant. Federal Guideline: 213.3, 604.8.1.2, 404.2.7, 309.4 | | |
| | <i>Reconfigure Stall Partition</i> | Low | \$1,270 |
| | Notes: Stall width is 58" (60" min. req'd). Stall depth is 56 1/2" (59" min.) Federal Guideline: 604.2-604.4, 604.8 | | |
| | <i>Provide Grab Bars</i> | High | \$1,000 |
| | Notes: None provided. Federal Guideline: 604.5, 609.3-4 | | |
| | | | |
| | Facility Total: | | \$10,260 |
| | | | |

General Notes: 1. For door closer adjustments, cost shown is to replace in case adjustment cannot alleviate

Sheriff's Office, Jail, EMA, and 911 Center

| Exterior | | | |
|-------------|--|----------|----------------------------|
| Item # | Description | Priority | Estimated Cost |
| | Parking Lot | | |
| 1-1 | <i>Parking lot is shared with Juvenile and Jail facility. 155 total spaces provided, including 4 designated as accessible. 1 van space and 3 accessible spaces required.</i> | | |
| | <i>Modify Signage</i> | Low | N/A |
| | Notes: Provide van accessible tag at 1 van accessible space. Relocate all signs to required min. 60" height. Federal Guideline: 208.2, 208.3 | | Included in Juvenile Costs |
| | Accessible Routes | | |
| 2-1 | <i>Replace Curb Ramp at spaces nearest Jail</i> | Medium | \$1,500 |
| | Notes: Ramp exceeds cross slope and flare slope. Vertical changes exceed allowable dimensions. Federal Guideline: 406.1, 406.4 | | |
| 3-1 | <i>Improve Access at Passenger Loading Zone</i> | Medium | \$1,500 |
| | Notes: Consider providing curb ramp at building entrance for access from drop off area. Federal Guideline: 503.4 | | |
| Interior | | | |
| First Floor | | | |
| Item # | Description | Priority | Estimated Cost |
| | Main Entrance | | |
| | <i>Provide means of egress signage</i> | High | \$100 |
| | Notes: None provided. Federal Guideline: | | |
| 8a-1 | <i>Adjust Door Closer¹</i> | High | \$450 |
| Door 1N | Notes: Closing speed is less than 5 sec. min. Federal Guideline: 404.2.8 | | |
| | <i>Provide Kick Plate</i> | Low | \$110 |
| | Notes: 7" to glazing (10" min. smooth req'd) Federal Guideline: 404.2.10 | | |
| | <i>Replace Threshold</i> | Low | \$120 |
| | Notes: Threshold is 3/4" ht. (1/4" max; 1/2" beveled req'd) Federal Guideline: 404.2.10 | | |
| 8b-1 | <i>Interior Lobby Entrance Door</i> | | |
| | <i>Provide Kick Plate</i> | Low | \$110 |
| | Notes: 6" to glazing (10" min. smooth req'd) Federal Guideline: 404.2.10 | | |
| 8b-2 | <i>Door to Visitation Area</i> | | |
| | <i>Provide Wall Signage</i> | Low | \$100 |
| | Notes: None Provided Federal Guideline: 407.4.3, 703.3-4 | | |

| Item # | Description | Priority | Estimated Cost |
|--------|--|----------|----------------|
| | <i>Adjust Door Closer</i> ¹ | High | \$450 |
| | Notes: Closing speed is less than 5 sec. min. Operating effort is 15 lb (5 lb max for interior doors). Federal Guideline: 404.2.8-9 | | |
| | Women's Restroom - Jail | | |
| 15-1 | <i>Replace Wall Signage</i> | Low | \$100 |
| | Notes: Braille located too close to text. Federal Guideline: 703.3 | | |
| | <i>Provide Door Signage</i> | Low | \$100 |
| | Notes: Sign does not provide Braille or tactile. Federal Guideline: 407.4.3, 703.3-4 | | |
| | <i>Replace Lavatory and Provide Turning Space</i> | High | \$1,300 |
| | Notes: Lavatory does not provide knee space and is too high. Insulate waterlines. Confirm that sink replacement accommodates space needed for req'd 60" dia. or T-shaped turning area. Federal Guideline: 304.3, 306.3, 606.2-3 | | |
| | <i>Reposition Towel Dispenser</i> | Medium | \$50 |
| | Notes: Operable part at 60" (15"-48" max). Federal Guideline: 308, 604.7 | | |
| | <i>Reposition Mirror</i> | Medium | \$50 |
| | Notes: Bottom edge of reflecting surface is at 48" ht. (40" max.) Federal Guideline: 603.3 | | |
| | <i>Provide Occupancy Sensor</i> | Low | \$220 |
| | Notes: Light Switches located at 50" ht (48" max). Federal Guideline: 205.1, 308.2-3 | | |
| | <i>Reconfigure Stall Partition</i> | Low | \$1,270 |
| | Notes: Stall door clear width is 30 1/2" (32" min). Space in front of door is 36" (42" min. req'd at right angle to door). Stall width is 40" (60" min. req'd). Federal Guideline: 604.2-604.4, 604.8 | | |
| | <i>Replace Toilet</i> | Low | \$2,860 |
| | Notes: Toilet is located 19" from centerline to sidewall (16"-18" req'd). Flush controls are 12lb operating effort (5lb max) and are located on the narrow side of toilet. Toilet seat is 20" high (17"-19" max). Federal Guideline: 604.2-604.4, 604.8 | | |
| | <i>Provide and/or Reposition Grab Bars</i> | Low | \$1,050 |
| | Notes: Rear grab bar is not provided. Side grab bar is extends 48" from rear wall (54" req'd). Grab bars mounted too low. Clear space req'd above and below bars is obstructed. Relocate dispenser. Federal Guideline: 604.5, 609.3-4 | | |

| Item # | Description | Priority | Estimated Cost |
|--------|---|----------|----------------|
| | <i>Reposition Coat Hook</i> | Medium | \$50 |
| | Notes: Located at 67" ht. (15"-48" req'd) Federal Guideline: 308, 603.4 | | |
| 8b-3 | <i>Adjust Door Closer¹</i> | High | \$450 |
| | Notes: Closing speed is less than 5 sec. min. Operating effort is 11 lb (5 lb max for interior doors). Federal Guideline: 404.2.8-9 | | |
| | Men's Restroom - Jail | | |
| 15-1 | <i>Replace Wall Signage</i> | Low | \$100 |
| | Notes: Braille located too close to text. Federal Guideline: 703.3 | | |
| | <i>Provide Door Signage</i> | Low | \$100 |
| | Notes: Sign does not provide Braille or tactile. Federal Guideline: 407.4.3, 703.3-4 | | |
| | <i>Replace Lavatory and Provide Turning Space</i> | High | \$1,300 |
| | Notes: Lavatory does not provide knee space and is too high. Insulate waterlines. Confirm that sink replacement accommodates space needed for req'd 60" dia. or T-shaped turning area. Federal Guideline: 304.3, 306.3, 606.2-3 | | |
| | <i>Reposition Towel Dispenser</i> | Medium | \$50 |
| | Notes: Operable part at 57" (15"-48" max). Federal Guideline: 308, 604.7 | | |
| | <i>Reposition Mirror</i> | Medium | \$50 |
| | Notes: Bottom edge of reflecting surface is at 47 1/2" ht. (40" max.) Federal Guideline: 603.3 | | |
| | <i>Provide Occupancy Sensor and Alternate Outlet Access</i> | Low | \$220 |
| | Notes: Light Switches located at 50" ht (48" max). Outlet located at 49". Federal Guideline: 205.1, 308.2-3 | | |
| | <i>Reposition and Reconfigure Urinal Area</i> | Medium | \$800 |
| | Notes: Top of lip is 17 1/2" high and projects 13" from wall. (17" max. ht; 13 1/2" min. projection) Space at urinal is 27" wide (30" min req'd). Federal Guideline: 308, 309, 605.2-4 | | |
| | <i>Reconfigure Stall Partition</i> | Low | \$1,270 |
| | Notes: Stall door clear width is 30 1/2" (32" min). Stall width is 38" (60" min. req'd). Federal Guideline: 604.2-604.4, 604.8 | | |

| Item # | Description | Priority | Estimated Cost |
|---------|--|----------|----------------|
| | <i>Reposition Toilet Paper Dispenser</i> | Medium | \$50 |
| | Notes: Dispenser is even with front of toilet (7"-9" to centerline req'd). Federal Guideline: 308, 604.7 | | |
| | <i>Replace Toilet</i> | Low | \$2,860 |
| | Notes: Toilet is located 19" from centerline to sidewall (16"-18" req'd). Flush controls are 6lb operating effort (5lb max). Toilet seat is 21" high (17"-19" max). Federal Guideline: 604.2-604.4, 604.8 | | |
| | <i>Provide and/or Reposition Grab Bars</i> | Low | \$1,050 |
| | Notes: Rear grab bar is not provided. Side grab bar is extends 48" from rear wall (54" req'd). Grab bars mounted too low. Clear space req'd above and below bars is obstructed. Relocate dispenser. Federal Guideline: 604.5, 609.3-4 | | |
| | <i>Reposition Coat Hook</i> | Medium | \$50 |
| | Notes: Located at 67" ht. (15"-48" req'd) Federal Guideline: 308, 603.4 | | |
| 8b-4 | <i>Adjust Door Closer¹</i> | High | \$450 |
| | Notes: Closing speed is less than 5 sec. min. Operating effort is 11 lb (5 lb max for interior doors). Federal Guideline: 404.2.8-9 | | |
| | EMA Lobby | | |
| | <i>Provide means of egress signage</i> | High | \$100 |
| | Notes: None provided. Federal Guideline: | | |
| 8a-2 | <i>Replace Door</i> | Low | \$3,500 |
| Door 2E | Notes: No kick plate provided - 6 1/2" to glazing (10" min. smooth req'd) Door clear width 30 1/2" (32" min. req'd for 1 min. of double leaf doors) Federal Guideline: 404.2.10 | | |
| | <i>Replace Threshold</i> | Low | \$175 |
| | Notes: Threshold is 1" ht. (1/4" max; 1/2" beveled req'd) Federal Guideline: 404.2.10 | | |

| Item # | Description | Priority | Estimated Cost |
|-----------|---|----------|----------------|
| 8b-5 | <i>Interior Lobby Entrance Door</i> | | |
| | <i>Replace Door and Reconfigure Vestibule</i> | Low | \$2,500 |
| | Notes: No kick plate provided - 7" to glazing (10" min. smooth req'd) Door clear width 30" (32" min. req'd for 1 min. of double leaf doors) Width between doors in series is insufficient. Federal Guideline: 404.2.10 | | |
| | <i>Replace Threshold</i> | Low | \$175 |
| | Notes: Threshold is 1" ht. (1/4" max; 1/2" beveled req'd) Federal Guideline: 404.2.10 | | |
| 7-1 | <i>Provide Paper Cup Dispenser</i> | Medium | \$50 |
| EMA Lobby | Notes: "Hi-lo" fountain is not provided. Fountain provided does not meet spout ht for wheelchair users. Provide cane detectable element to eliminate protrusion. Federal Guideline: 211, 307.2 | | |
| 18-4 | <i>Provide Occupancy Sensor</i> | Low | \$220 |
| | Notes: Light Switches located at 50" ht (48" max). Federal Guideline: 205.1, 308.2-3 | | |
| | <i>Reposition Protruding Objects</i> | Low | \$50 |
| | Notes: Receptionist sign and hand sanitizer protrude up to 10" at varying ht. (4" max. between 27" and 80" high) Provide cane detectable element below or reposition. Federal Guideline: 307.2 | | |
| | <i>Provide Accessible Service Counter or Alternate Accommodation</i> | Low | \$600 |
| | Notes: Counter height at service window exceeds allowable height and provides inadequate knee space (28" - 34" with knee space for work surface; 38" max verbal interaction) Federal Guideline: 226.1, 902.2 | | |
| | <i>Women's Restroom - EMA</i> | | |
| 15-3 | <i>Replace Wall Signage</i> | Low | \$100 |
| | Notes: Braille located too close to text. Federal Guideline: 703.3 | | |
| | <i>Replace Door Signage</i> | Low | \$100 |
| | Notes: Sign does not provide Braille or tactile. Federal Guideline: 407.4.3, 703.3-4 | | |
| | <i>Provide Turning Space</i> | Low | TBD |
| | Notes: Provide space needed for req'd 60" dia. or T-shaped turning area. Federal Guideline: 304.3, 306.3, 606.2 | | |
| | <i>Insulate water lines</i> | Low | \$100 |
| | Notes: Supply lines, valves, and exposed drain pipes are not insulated to protect against contact. Federal Guideline: 606.5 | | |

| Item # | Description | Priority | Estimated Cost |
|--------|--|----------|----------------|
| | <i>Provide Occupancy Sensor and Alternate Outlet Access</i> | Low | \$220 |
| | Notes: Light Switches located at 50" ht (48" max). Outlet located at 49". Federal Guideline: 205.1, 308.2-3 | | |
| | <i>Reconfigure Stall Partition</i> | Low | \$1,270 |
| | Notes: Stall door clear width is 30 1/2" (32" min). Stall width is 39" (60" min. req'd). Stall depth is insufficient (56" req'd). Federal Guideline: 604.2-604.4, 604.8 | | |
| | <i>Replace Flush Controls</i> | Low | \$400 |
| | Notes: Flush control requires 10lb to operate. Replaces with auto flush sensor. Federal Guideline: 604.6 | | |
| | <i>Reposition Toilet Paper Dispenser</i> | Low | \$50 |
| | Notes: Dispenser is 13" in front of toilet (7"-9" to centerline req'd). Federal Guideline: 308, 604.7 | | |
| | <i>Provide and/or Reposition Grab Bars</i> | Low | \$1,000 |
| | Notes: Rear grab bar is not provided. Side grab bar is extends 48" from rear wall (54" req'd). Grab bars mounted too low. Federal Guideline: 604.5, 609.3-4 | | |
| | <i>Reposition Coat Hook</i> | Low | \$50 |
| | Notes: Located at 70" ht. (15"-48" req'd) Federal Guideline: 308, 603.4 | | |
| 8b-6 | <i>Adjust Door Closer¹</i> | Low | \$450 |
| | Notes: Closing speed is less than 5 sec. min. Operating effort is 13 lb (5 lb max for interior doors). Federal Guideline: 404.2.8-9 | | |
| | <i>Provide Maneuvering Space</i> | Low | \$450 |
| | Notes: Swing side maneuvering space is blocked by wall immediately adjacent to door frame. (18" req'd parallel to door) Federal Guideline: 404.2.4 | | |
| | Men's Restroom - EMA | | |
| 15-4 | <i>Replace Wall Signage</i> | Low | \$100 |
| | Notes: Braille located too close to text. Federal Guideline: 703.3 | | |
| | <i>Replace Door Signage</i> | Low | \$100 |
| | Notes: Sign does not provide Braille or tactile. Federal Guideline: 407.4.3, 703.3-4 | | |
| | <i>Insulate water lines</i> | Medium | \$100 |
| | Notes: Supply lines, valves, and exposed drain pipes are not insulated to protect against contact. Federal Guideline: 606.5 | | |

| Item # | Description | Priority | Estimated Cost |
|--------|--|----------|----------------|
| | <i>Provide Alternate Outlet Access</i> | Low | \$50 |
| | Notes: Outlet located at 48" ht but requires reach across counter (44"-46" max dependent on approach) Federal Guideline: 205.1, 308.2-3 | | |
| | <i>Reconfigure Stall Partition</i> | Low | \$1,270 |
| | Notes: Stall width is 41 1/2" (60" min. req'd). Federal Guideline: 604.2-604.4, 604.8 | | |
| | <i>Replace Flush Controls</i> | Medium | \$400 |
| | Notes: Flush control requires 10lb to operate. Replaces with auto flush sensor. Federal Guideline: 604.6 | | |
| | <i>Reposition Toilet Paper Dispenser</i> | Low | \$50 |
| | Notes: Dispenser is 12" in front of toilet (7"-9" to centerline req'd). Federal Guideline: 308, 604.7 | | |
| | <i>Provide and/or Reposition Grab Bars</i> | Low | \$1,000 |
| | Notes: Rear grab bar is not provided. Side grab bar is extends 52" from rear wall (54" req'd). Grab bars mounted too low. Federal Guideline: 604.5, 609.3-4 | | |
| | <i>Reposition Coat Hook</i> | Medium | \$50 |
| | Notes: Located at 70" ht. (15"-48" req'd) Federal Guideline: 308, 603.4 | | |
| 8b-6 | <i>Adjust Door Closer¹</i> | High | \$450 |
| | Notes: Closing speed is less than 5 sec. min. Operating effort is 10 lb (5 lb max for interior doors). Federal Guideline: 404.2.8-9 | | |
| | <i>Provide Maneuvering Space</i> | High | \$450 |
| | Notes: Swing side maneuvering space is blocked by wall immediately adjacent to door frame. (18" req'd parallel to door) Federal Guideline: 404.2.4 | | |
| | <i>Visitation Area</i> | | |
| 31-1 | <i>Provide Alternate Accommodation for Accessible Visitation use.</i> | Low | TBD |
| | Notes: Accessible route is 33" wide (36" min. req'd). Knee space and clear space for front approach is marginally insufficient. Federal Guideline: 307.2 | | |
| | <i>Provide Volume Controls on Handsets</i> | Low | \$350 |
| | Notes: None provided. Federal Guideline: 704.3 | | |

| Item # | Description | Priority | Estimated Cost |
|-----------------|---|----------|----------------|
| Basement | | | |
| Item # | Description | Priority | Estimated Cost |
| | <i>Stairways</i> | | |
| | <i>Note: Per 210.1, Exception 3: In alterations, stairs between levels that are connected by an accessible route shall not be required to comply with 504 except that handrails complying with 505 shall be provided when the stairs are altered.</i> | | |
| 11-1 | <i>Stairway to Women's Restroom Corridor (in Basement)</i> | | |
| | <i>Provide Stairways Signage</i> | Medium | \$200 |
| | Notes: None Provided. Raised text/Braille indicating floor level required at each landing. Federal Guideline: 216.3-4, 703.2, 703.4 | | |
| | <i>Modify Handrails</i> | N/A | N/A |
| | Notes: Inadequate extensions are provided (12" beyond top stair and 1 tread depth beyond bottom stair required.) Federal Guideline: 505.3, 505.7, 505.10 | | |
| | <i>Modify Stair Risers</i> | N/A | N/A |
| | Notes: Stair risers are 7 1/2" ht. (max. 7" ht) Federal Guideline: | | |
| 8b-15 | <i>Door at Bottom of Stair from Women's Restroom Corridor</i> | | |
| | <i>Provide Wall Signage</i> | Low | \$100 |
| | Notes: None Provided. Federal Guideline: 407.4.3, 703.3-4 | | |
| | <i>Adjust Door Closer¹</i> | High | \$450 |
| | Notes: Operating effort is 14 lb (5 lb max for interior doors). Federal Guideline: 404.2.9 | | |
| | <i>Provide Maneuvering Space</i> | High | \$450 |
| | Notes: Swing side maneuvering space is blocked at 31". (18" req'd parallel to door; 60" perpendicular) Federal Guideline: 404.2.4 | | |
| 8b-16 | <i>Door at Top of Stair from Women's Restroom Corridor</i> | | |
| | <i>Provide Wall Signage</i> | Low | \$100 |
| | Notes: None Provided. Federal Guideline: 407.4.3, 703.3-4 | | |
| | <i>Adjust Door Closer¹</i> | High | \$450 |
| | Notes: Closing speed is less than 5 sec. min. Federal Guideline: 404.2.8 | | |
| 11-2 | <i>Stairway to EMA Lobby</i> | | |
| | <i>Provide Stairways Signage</i> | Medium | \$200 |
| | Notes: None Provided. Raised text/Braille indicating floor level required at each landing. Federal Guideline: 216.3-4, 703.2, 703.4 | | |

| Item # | Description | Priority | Estimated Cost |
|--------|--|----------|----------------|
| | <i>Modify Handrails</i> | N/A | N/A |
| | Notes: Inadequate extensions are provided (12" beyond top stair and 1 tread depth beyond bottom stair required.) Handrails are mounted at 31" (34"-38" req'd). Federal Guideline: 505.3, 505.7, 505.10 | | |
| 8b-17 | <i>Door at Bottom of Stair to EMA Lobby</i> | | |
| | <i>Provide Wall Signage</i> | Low | \$100 |
| | Notes: None Provided. Federal Guideline: 407.4.3, 703.3-4 | | |
| | <i>Replace Door</i> | Low | \$1,500 |
| | Notes: Width is 30" (32" min.) Glazing panel is 44" high (43" max to bottom of vision panel). Federal Guideline: 404.2.3 | | |
| | <i>Adjust Door Closer²</i> | High | \$450 |
| | Notes: Closing speed is less than 5 sec. min. Operating effort is 10 lb (5lb max for interior doors). Federal Guideline: 404.2.8-9 | | |
| 8b-18 | <i>Door at Top of Stair to EMA Lobby</i> | | |
| | <i>Provide Wall Signage</i> | Low | \$100 |
| | Notes: None Provided. Federal Guideline: 407.4.3, 703.3-4 | | |
| | <i>Replace Door</i> | Low | \$1,500 |
| | Notes: Width is 29 1/2" (32" min.) Glazing panel is 44" high (43" max to bottom of vision panel). Federal Guideline: 404.2.3 | | |
| | <i>Adjust Door Closer¹</i> | High | \$450 |
| | Notes: Closing speed is less than 5 sec. min. Operating effort is 11 lb (5lb max for interior doors). Federal Guideline: 404.2.8-9 | | |
| | <i>Elevator (EMA)</i> | | |
| 14-1 | <i>Add Braille and Raised Text at Control Buttons</i> | Low | \$300 |
| | Notes: Braille and raised symbols are not provided on emergency stop switch, alarm button or main floor button. Braille not provided on door close, open, or floor buttons. Federal Guideline: 407.4.7 | | |
| | <i>Modify Emergency Two-Way Communication System</i> | Medium | \$500 |
| | Notes: No raised symbols or Braille message provided for phone/handset. Door compartment does not provide lever type hardware. Voice is required to use system. No audible or visual signals were apparent to indicate assistance coming. Federal Guideline: 404.4.7, 407.4.9, 309, 708.1-2 | | |
| | <i>Provide Floor Indicator Signs</i> | Medium | \$400 |
| | Notes: Indicator signs to not provide Braille. No tactile star is provided at either jamb on entry level. | | |

| Item # | Description | Priority | Estimated Cost |
|--------|---------------------------------------|----------|----------------|
| | Federal Guideline: 407.2.2.3, 407.4.8 | | |

| Item # | Description | Priority | Estimated Cost |
|--------|---|----------|----------------|
| | <i>Adjust Optical Sensor</i> | Medium | \$0 |
| | Notes: Door opening sensor holds doors open for 7 sec (20 sec. min). Federal Guideline: 407.3.3 | | |
| | <i>Emergency Operations Center</i> | | |
| | <i>Provide Wall Signage</i> | Low | \$100 |
| | Notes: None Provided. Braille and raised text required. Federal Guideline: 407.4.3, 703.3-4 | | |
| 8b-9 | <i>Replace Door Hardware</i> | Low | \$300 |
| | Notes: Hardware requires twisting and grasping. Federal Guideline: 309.4, 402.2.7 | | |
| | <i>Adjust Door Closer¹</i> | Low | \$450 |
| | Notes: Closing speed is less than 5 sec. min. Operating effort is 9 lb (5 lb max for interior doors). Federal Guideline: 404.2.8-9 | | |
| | <i>Women's Restroom - EMA</i> | | |
| 9-1 | <i>Corridor to Restroom</i> | | |
| | <i>Provide Occupancy Sensor</i> | Low | \$220 |
| | Notes: Light Switches located at 51" ht (48" max). Federal Guideline: 205.1, 308.2-3 | | |
| 15-5 | <i>Provide Wall Signage</i> | Low | \$100 |
| | Notes: None Provided Federal Guideline: 407.4.3, 703.3-4 | | |
| | <i>Insulate water lines</i> | Low | \$100 |
| | Notes: Supply lines, valves, and exposed drain pipes are not insulated to protect against contact. Federal Guideline: 606.5 | | |
| | <i>Provide Alternate Outlet Access</i> | Low | \$75 |
| | Notes: Outlets located over sink blocking maneuvering space. Federal Guideline: 205.1, 308.2-3 | | |
| | <i>Reconfigure Stall Partition</i> | Low | \$1,270 |
| | Notes: Stall width is 42" (60" min. req'd). Federal Guideline: 604.2-604.4, 604.8 | | |
| | <i>Replace Toilet</i> | Low | \$2,860 |
| | Notes: Toilet is located 19"-22" from centerline to sidewall (16"-18" req'd). Flush controls are 10lb operating effort (5lb max). Toilet seat is 20" high (17"-19" max). Federal Guideline: 604.2-604.4, 604.8 | | |
| | <i>Provide and/or Reposition Grab Bars</i> | Low | \$1,000 |
| | Notes: Rear grab bar is not provided. Side grab bar is extends 52" from rear wall (54" req'd). Federal Guideline: 604.5, 609.3-4 | | |
| | <i>Reposition Coat Hook</i> | Low | \$50 |
| | Notes: Located at 58" ht. (15"-48" req'd) Federal Guideline: 308, 603.4 | | |

| Item # | Description | Priority | Estimated Cost |
|--------|---|----------|----------------|
| 8b-12 | Replace Door | Low | \$1,500 |
| | Notes: Hardware requires twisting and grasping. Door width is 29 1/2" (32" min.) Operating effort is 14 lb (5 lb max for interior doors). Federal Guideline: 309.4, 402.2.7 | | |
| 8b-13 | Restroom Door #1 | | |
| | Provide Wall Signage | Low | \$100 |
| | Notes: None Provided. Federal Guideline: 407.4.3, 703.3-4 | | |
| | Adjust Door Closer ¹ | Low | \$450 |
| | Notes: Operating effort is 13 lb (5 lb max for interior doors). Federal Guideline: 404.2.9 | | |
| 8b-14 | Restroom Door #2 | | |
| | Provide Wall Signage | Low | \$100 |
| | Notes: None Provided. Federal Guideline: 407.4.3, 703.3-4 | | |
| | Adjust Door Closer ¹ | Low | \$450 |
| | Notes: Closing speed is less than 5 sec. min. Operating effort is 9 lb (5 lb max for interior doors). Federal Guideline: 404.2.8-9 | | |
| | Men's Restroom - EMA | | |
| 15-6 | Insulate water lines | Low | \$100 |
| | Notes: Supply lines, valves, and exposed drain pipes are not insulated to protect against contact. Federal Guideline: 606.5 | | |
| | Replace Urinal Flush Controls | Low | \$400 |
| | Notes: Flush control requires 8lb to operate. Replaces with auto flush sensor. Federal Guideline: 604.6 | | |
| | Reposition Urinal | Low | \$450 |
| | Notes: Top of lip is 18" high and projects 13" from wall. (17" max. ht; 13 1/2" min. projection) Federal Guideline: 308, 309, 605.2-4 | | |
| | Reconfigure Stall Partition | Low | \$1,270 |
| | Notes: Stall width is 41" (60" min. req'd). Federal Guideline: 604.2-604.4, 604.8 | | |
| | Replace Toilet | Low | \$2,860 |
| | Notes: Toilet is located 20" from centerline to sidewall (16"-18" req'd). Flush controls are 8lb operating effort (5lb max). Toilet seat is 20" high (17"-19" max). Federal Guideline: 604.2-604.4, 604.8 | | |
| | Provide and/or Reposition Grab Bars | Low | \$1,000 |
| | Notes: Rear grab bar is not provided. Side grab bar is extends 52" from rear wall (54" req'd). Federal Guideline: 604.5, 609.3-4 | | |

| Item # | Description | Priority | Estimated Cost |
|--------|---|----------|----------------|
| | <i>Reposition Coat Hook</i> | Low | \$50 |
| | Notes: Located at 70" ht. (15"-48" req'd) Federal Guideline: 308, 603.4 | | |
| 8b-10 | <i>Corridor to Restroom</i> | | |
| | <i>Provide Wall Signage</i> | Low | \$100 |
| | Notes: None Provided Federal Guideline: 407.4.3, 703.3-4 | | |
| | <i>Replace Door Hardware</i> | Low | \$300 |
| | Notes: Hardware requires twisting and grasping. Federal Guideline: 309.4, 402.2.7 | | |
| | <i>Adjust Door Closer¹</i> | Low | \$450 |
| | Notes: Closing speed is less than 5 sec. min. Operating effort is 9 lb (5 lb max for interior doors). Federal Guideline: 404.2.8-9 | | |
| 8b-11 | <i>Restroom Door</i> | | |
| | <i>Provide Wall Signage</i> | Low | \$100 |
| | Notes: None Provided. Federal Guideline: 407.4.3, 703.3-4 | | |
| | <i>Adjust Door Closer¹</i> | Low | \$450 |
| | Notes: Operating effort is 14 lb (5 lb max for interior doors). Federal Guideline: 404.2.9 | | |
| | | | |
| | Facility Total: | | \$60,125 |
| | | | |

General Notes: 1. For door closer adjustments, cost shown is to replace in case adjustment cannot alleviate the compliance issue (typical). 2. Electrical switches in several offices and common spaces are employee operated. Unless noted otherwise, these elements are not included in this summary. 3. EMA is relocating to new EOC facility to be constructed in 2014. All EMA/911 areas are noted as low priority as this area has not yet been programmed for a new public use. Showers are not for public use. 4. Door 3N is not a public entrance and was not evaluated.

Appendix F
Right-of-Way Reports
(PENDING)

Appendix G

Public Outreach

NOTICE OF PUBLIC COMMENT PERIOD

Notice is hereby given that Johnson County is conducting a self-evaluation of all County-owned facilities and programs for compliance with the Americans with Disabilities Act (ADA). Title II of the ADA requires that each of the County's services, programs, and activities be readily accessible and usable by individuals with disabilities.

The County is soliciting public input and comments from individuals with disabilities, their caregivers, and disability advocates, on what barriers to access or use of County facilities or programs exist or are perceived to exist. This will be an opportunity to provide suggestions and comments on how to remove barriers. All comments will be reviewed and considered for inclusion in the self-evaluation and transition plan.

Public comments may be dropped off in writing or mailed to the ADA Coordinator in the Commissioner's Office at the Courthouse Annex (86 W. Court St., Franklin, IN 46131) during normal business hours or provided via email to bdavis@co.johnson.in.us. The comment period will be open from **April 24, 2023 to May 8, 2023**.

Johnson County complies with the ADA. Upon request, the County will provide written materials in appropriate alternative formats, or disability-related modification or accommodation, including auxiliary aids or services, to enable individuals with disabilities to participate in public input. Please send a written request, including your name, mailing address, phone number, and brief description of the requested accommodation at least three (3) business days prior to the close of the comment period to the ADA Coordinator in the Commissioner's Office at the Courthouse Annex (86 W. Court St., Franklin, IN 46131).

NOTICE OF AVAILABILITY OF ADA SELF-EVALUATION AND TRANSITION PLAN & PUBLIC MEETING

Johnson County has conducted a Self-Evaluation of all County-owned facilities and all County programs for compliance with the Americans with Disabilities Act (ADA) and prepared a draft Transition Plan describing the results of the self-evaluation. Title II of the ADA requires that each of the County's services, programs, and activities be readily accessible and usable by individuals with disabilities.

Copies of the draft Self-Evaluation and Transition Plan will be available for public review at the following locations in Franklin between May 22, 2023 and June 6, 2023.

- County Annex (Commissioners/ADA Coordinator's Office) -86 W. Court St, Franklin, IN 46131
- Public Library (Circulation Desk, Franklin, Branch) – 401 State St, Franklin, IN 46131

Comments can be provided, in writing, by the deadline of June 6, 2023 at 4 p.m. to Barbara Davis, ADA Coordinator, in person, via email to bdavis@co.johnson.in.us, or via US Mail.

In addition, the County has scheduled a meeting to solicit public input and comment on the Transition Plan, and will consist of a short presentation at the beginning of the meeting to provide information on the Transition Plan, followed by open discussion and interaction with attendees. This will be an opportunity for the community to ask questions as well as provide suggestions and comments on the draft Self-Evaluation and Transition Plan. All comments will be reviewed, considered and included in the appendix of the document. The meeting will be held in the auditorium at the County Annex building, 86 W. Court St., on **June 5, 2023 at 5:30pm.**

Johnson County complies with the ADA. Upon request, the County will provide written materials in appropriate alternative formats, or disability-related modification or accommodation, including auxiliary aids or services, to enable individuals with disabilities to participate in public input. Please send a written request, including your name, mailing address, phone number, and brief description of the requested accommodation at least three (3) business days prior to the close of the comment period to the ADA Coordinator in the Commissioner's Office at the Courthouse Annex (86 W. Court St., Franklin, IN 46131).

Information contained in public notice was also sent via US Mail to the following local, county, and state advocacy groups:

ADA-Indiana, c/o Indiana Institute on Disability and Community

2810 E Discovery Parkway
Bloomington, IN 47408

AccessABILITY CIL

9105 E 56th St.
Suite 308
Indianapolis, IN 46216

ARC of Indiana

143 W Market St.
Suite 200
Indianapolis, IN 46204

Autism Community Connection

2455 Fairview Place, Box 2
Greenwood, IN 46142

Easterseals Crossroads

4740 Kingsway Drive
Indianapolis, IN 46205

Gateway Services, Inc.

3500 North Morton St
PO Box 216
Franklin, IN 46131

Indiana Governor's Council for People with Disabilities

Indiana Government Center South, Room E145
Indianapolis, IN 46204

Indiana Statewide Independent Living Council

615 N Alabama St., Suite 140
Indianapolis, IN 46204

Johnson County Special Services

Autism Network Team Support

500 Earlywood Drive
Franklin, IN 46131

Appendix H

Polling Places



Trena McLaughlin

CLERK

JOHNSON CIRCUIT AND SUPERIOR COURTS

(317) 346-4450 (317) 736-3749 FAX VOTER REGISTRATION (317) 346-4466
COURT HOUSE P.O. BOX 368 FRANKLIN, IN 46131

On site visits were made to the following Vote Center locations, prior to the May 2, 2023 Primary Municipal Election. Each site has been evaluated, by the criteria on the Johnson County Election Board Polling Site Survey for each Potential Vote Center. These surveys will be kept by the Johnson County Voter Registration Office. Each location was confirmed to be compatible with the standards of the American with Disabilities Act (ADA). All voting sites must comply with the ADA requirements, per legislation enacted several years ago.

We plan to use the following locations for the 2023 Municipal Elections:

1. Mt. Auburn Methodist Church, 3100 W. Stones Crossing Road, Greenwood, IN 46143
2. White River Public Library, 1664 Library Boulevard, Greenwood, IN 46143
3. Comm. Church of Greenwood (Main Entrance Foyer), 1477 W. Main St, Greenwood, IN 46142
4. Greenwood Christian Church, 2045 Averitt Road, Greenwood, IN 46142
5. Greenwood Public Library (East door), 310 S. Meridian St, Greenwood, IN 46143
6. Greenwood Bible Baptist Church, 1461 Sheek Road, Greenwood, IN 46143
7. Grace Assembly of God, 6822 N. US Highway 31, New Whiteland, IN 46184
8. Clark Pleasant Public Library, 350 Clearwater Blvd. and US Highway 31, Whiteland, IN 46184
9. Bargersville Town Hall, 24 N. Main Street, Bargersville, IN 46106
10. Franklin Community Center, 396 Branigan Boulevard and State Street, Franklin, IN 46131
11. Grace United Methodist Church, 1300 E. Adams Drive, Franklin, IN 46131
12. Trafalgar Public Library, 424 S. Tower Street, Trafalgar, IN 46181
13. Princes Lakes Town Hall, 14 E. Lakeview Drive, Nineveh, IN 46164
14. John R. Drybread Community Center, 100 E. Main Cross Street, Edinburgh, IN 46124
15. Scott Hall, Johnson County Fairgrounds, 250 Fairground Street, Franklin, IN 46131
16. Johnson County Courthouse, 5 East Jefferson Street, Franklin, IN 46131

Respectfully,

Trena McLaughlin, Clerk
Johnson Circuit and Superior Courts
Secretary, Johnson County Election Board

Johnson County Election Board

Polling Site Survey for Potential Vote Center:

Name of Facility: _____

Address: _____

Contact Person: _____

Phone Number: _____ Evening: _____

| | (Check Mark) | YES | NO |
|---|--------------|-------|-------|
| Is the Location on a main road? | | _____ | _____ |
| Is walkway to polling location accessible by all voters? | | _____ | _____ |
| Is the facility handicapped accessible? | | _____ | _____ |
| Is there adequate parking for a large number of people? | | _____ | _____ |
| Is the entrance to the poll site handicap accessible? | | _____ | _____ |
| Are entrance doorways 36" or more? | | _____ | _____ |
| Is there a double set of doors? | | _____ | _____ |
| Are handicap parking spaces marked? | | _____ | _____ |
| If so, are the signs post-mounted? | | _____ | _____ |
| Do they have internet access? | | _____ | _____ |
| We can secure the line, but <u>internet must be available.</u> | | _____ | _____ |
| Is there a room large enough to accommodate a large crowd? | | _____ | _____ |
| Ex: Large enough for 4+ tables, 20+ voting machines, 10-12 workers. | | | |
| Can the room be secured to store machines overnight? | | _____ | _____ |
| Are there electrical outlets available? | | _____ | _____ |
| Are there 3-prong grounded outlets available? | | _____ | _____ |

Are there restrooms available for the public
and the election workers?

Do restrooms meet ADA standards?

Is the polling site located on the main floor?

Is the facility open for business the general public
on Election Day?

**Ask about their regular scheduled activities for Election Day and the 2
weeks leading up to the Election (May 8, 2012 & November 6, 2012).
Please write them down, if any.**

Please write down any other comments regarding this facility...

Name of committee members who looked at this location:

Date:

Appendix I

Organizational Chart

Johnson County Organizational Chart

